

# FLEX STACK

## LOW-PROFILE .025" SQ POST HEADERS

(2.54 mm) .100" PITCH • TLW/MTLW SERIES



### TLW/MTLW

**Board Mates:**  
BSW, CES, SLW, HLE

#### FEATURES

These headers provide the ultimate low-profile (0.64 mm) .025" square post board stacking system. The high quality Phosphor Bronze terminals are available with a standard short post height (TLW Series) for mating with low-profile sockets, or the post height can be Modified (MTLW Series) to accommodate IDC assemblies and other applications.

#### SPECIFICATIONS

**Insulator Material:**  
Black Liquid Crystal Polymer  
**Terminal Material:**  
Phosphor Bronze  
**Plating:**

Au or Sn over  
50 μ" (1.27 μm) Ni  
**Current Rating (TLW/SLW):**  
5.2 A per pin  
(2 pins powered)  
**Operating Temp Range:**  
-55 °C to +105 °C with Tin  
-55 °C to +125 °C with Gold

#### PROCESSING

**Lead-Free Solderable:**  
Yes

#### ALSO AVAILABLE

MOQ Required

Other platings  
Notch option

**Note:**  
Some lengths, styles and options are non-standard, non-returnable. MTLW Series is non-standard, non-returnable.

TLW	- 1	NO. PINS PER ROW	LEAD STYLE	PLATING OPTION	ROW OPTION	OTHER OPTION
-----	-----	------------------	------------	----------------	------------	--------------

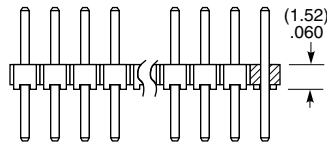
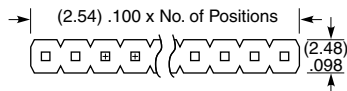
**01 thru 40**  
= Single Row  
**01 thru 36**  
= Double Row

Specify **LEAD STYLE** from chart

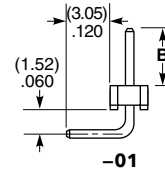
**-F**  
= Gold flash on post, Matte Tin on tail  
**-G**  
= 10 μ" (0.25 μm) Gold on post, Gold flash on tail  
**-T**  
= Matte Tin

**-S**  
= Single Row  
**-D**  
= Double Row

**-RA**  
= Right-angle (-01 Lead Style only)  
**"-XX"**  
= Polarized Position Specify position for omitted pin.



-05 & -06



LEAD STYLE	A	B
-01	N/A	(5.84) .230
-05	(4.32) .170	(2.67) .105
-06	(3.43) .135	

MTLW	- 1	NO. PINS PER ROW	LEAD STYLE	PLATING OPTION	ROW OPTION	POST HEIGHT
------	-----	------------------	------------	----------------	------------	-------------

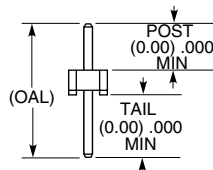
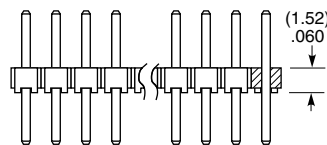
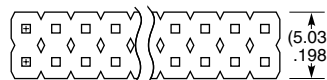
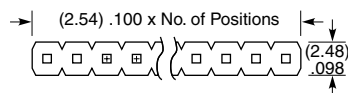
**01 thru 40**  
= Single Row  
**01 thru 36**  
= Double Row

Specify **LEAD STYLE** from chart

**-F**  
= Gold flash on post, Matte Tin on tail  
**-L**  
= 10 μ" (0.25 μm) Gold on post, Matte Tin on tail  
**-G**  
= 10 μ" (0.25 μm) Gold on post, Gold flash on tail  
**-T**  
= Matte Tin

**-S**  
= Single Row  
**-D**  
= Double Row

**"-XXX"**  
= Post Height Dimension (In inches)



LEAD STYLE	OAL
-05	(8.51) .335
-06	(7.62) .300
-07	(10.92) .430
-08	(13.46) .530
-09	(18.54) .730
-10	(21.08) .830
-22	(16.00) .630
-23	(11.30) .445
-24	(12.19) .480

## X-ON Electronics

Largest Supplier of Electrical and Electronic Components

*Click to view similar products for [Headers & Wire Housings](#) category:*

*Click to view products by [Samtec](#) manufacturer:*

Other Similar products are found below :

[892-18-020-10-001101](#) [58102-G61-06LF](#) [582553-1](#) [0009485154](#) [009176003701906](#) [0050291907](#) [LY20-4P-DT1-P1E-BR](#) [02.125.8002.8](#)  
[609-3404](#) [61062-3](#) [61082-181009](#) [622-3653LF](#) [63453-116](#) [636-1030](#) [636-1427](#) [636-3427](#) [636-4007](#) [641938-9](#) [641991-4](#) [644827-2](#) [65817-](#)  
[010LF](#) [65817-015LF](#) [65863-015LF](#) [66207-023LF](#) [67095-007LF](#) [67601157](#) [68645-018](#) [68648-049](#) [70.362.1628.0](#) [70-4210](#) [70-4226B](#) [70-](#)  
[4853B](#) [707-5020](#) [707-5028](#) [71.350.2428.0](#) [71918-208LF](#) [71961-016LF](#) [733-134](#) [733-162](#) [754199-000](#) [760-3052](#) [787-8014-00](#) [79531-3000](#)  
[FCN-360C032-B](#) [FCN-367T-T012/H](#) [FCN-723D010/2](#) [80.063.4001.1](#) [800-90-001-10-001000](#) [800-90-010-10-002000](#) [801-43-002-10-013000](#)