




(2,54 mm) .100"



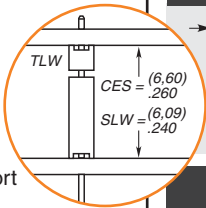
TLW, MTLW SERIES

# LOW PROFILE .025" SQ POST HEADERS

Mates with:  
BSW, CES, SLW, HLE,  
SMSD, SMSS

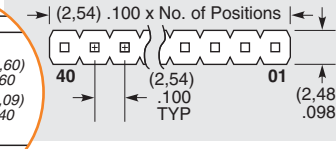
## FEATURES

These headers provide the ultimate low profile (0,64 mm) .025" square post board stacking system. The high quality Phosphor Bronze terminals are available with a standard short post height (TLW Series) for mating with low profile sockets, or the post height can be Modified (MTLW Series) to accommodate IDC assemblies and other applications.

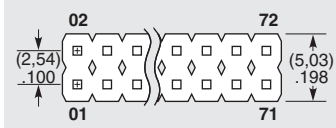


**TLW** — **1** **NO. PINS PER ROW**

**01 thru 40**  
= Single Row

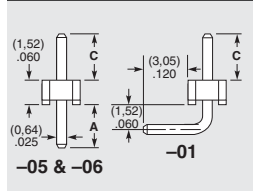


**01 thru 36**  
= Double Row



**LEAD STYLE**

Specify LEAD STYLE from chart



LEAD STYLE	A	C
-01	N/A	(5,84) .230
-05	(4,32) .170	(2,67) .105
-06	(3,43) .135	(2,67) .105

**PLATING OPTION**

**-F**  
= Gold flash on post, Matte Tin on tail

**-G**  
= 10µ" (0,25 µm) Gold on post, Gold flash on tail

**-T**  
= Matte Tin

**ROW OPTION**

**-S**  
= Single Row

**-D**  
= Double Row

**OTHER OPTION**

**-RA**  
= Right Angle  
(-01 Lead Style only)

**-“XX”**  
= Polarized Position  
Specify position for omitted pin.

**ALSO AVAILABLE**  
(MOQ Required)

- Other platings
- Contact Samtec.

## SPECIFICATIONS

For complete specifications see [www.samtec.com?TLW](http://www.samtec.com?TLW) or [www.samtec.com?MTLW](http://www.samtec.com?MTLW)

**Insulator Material:** Black Liquid Crystal Polymer  
**Terminal Material:** Phosphor Bronze  
**Plating:** Au or Sn over 50µ" (1,27 µm) Ni  
**Current Rating (TLW/SLW):** 5.2 A per pin (1 pin powered per row)  
**Operating Temp Range:** -55°C to +105°C with Tin, -55°C to +125°C with Gold  
**RoHS Compliant:** Yes  
**Lead-Free Solderable:** Yes

## RECOGNITIONS

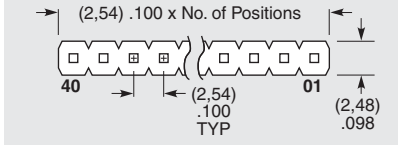
For complete scope of recognitions see [www.samtec.com/quality](http://www.samtec.com/quality)



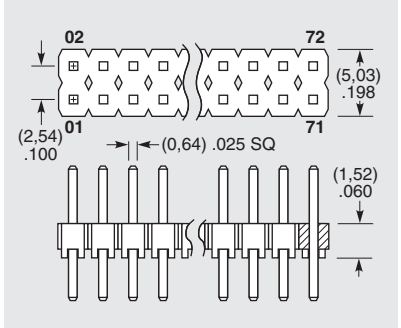
**Note:** Some lengths, styles and options are non-standard, non-returnable. MTLW Series is non-standard, non-returnable.

**MTLW** — **1** **NO. PINS PER ROW**

**01 thru 40**  
= Single Row

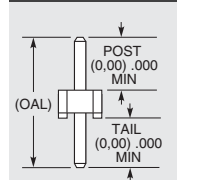


**01 thru 36**  
= Double Row



**LEAD STYLE**

Specify LEAD STYLE from chart



LEAD STYLE	OAL
-05	(8,51) .335
-06	(7,62) .300
-07	(10,92) .430
-08	(13,46) .530
-09	(18,54) .730
-10	(21,08) .830
-22	(16,00) .630
-23	(11,30) .445
-24	(12,19) .480

**PLATING OPTION**

**-F**  
= Gold flash on post, Matte Tin on tail

**-L**  
= 10µ" (0,25 µm) Gold on post, Matte Tin on tail

**-G**  
= 10µ" (0,25 µm) Gold on post, Gold flash on tail

**-T**  
= Matte Tin

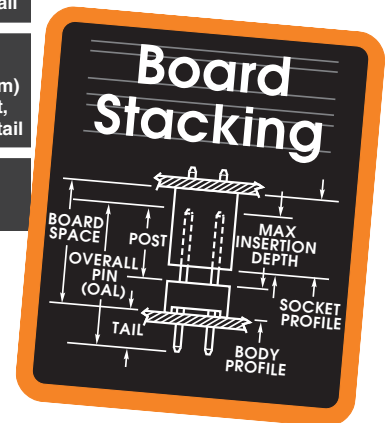
**ROW OPTION**

**-S**  
= Single Row

**-D**  
= Double Row

**POST HEIGHT**

**-“XXX”**  
= Post Height Dimension (In inches)



## X-ON Electronics

Largest Supplier of Electrical and Electronic Components

*Click to view similar products for [FFC & FPC Connectors](#) category:*

*Click to view products by [Samtec](#) manufacturer:*

Other Similar products are found below :

[HFW11R-1STE1H1LF](#) [FH29B-100S-0.2SHW\(99\)](#) [FA5S008HP1](#) [FH29B-120S-0.2SHW\(99\)](#) [FH29B-80S-0.2SHW\(99\)](#) [FHS-16](#) [FPH-2022G](#)  
[52610-1075](#) [52610-1275](#) [52610-1934](#) [XF3M\(1\)-1415-1B-R100](#) [501864-3091-TR225](#) [0525594033](#) [086210010340800](#) [086222026001800](#)  
[52271-2869-CUT-TAPE](#) [62674-201121DLF](#) [62684-36210E9ALF](#) [52610-1675](#) [52746-1671-TR250](#) [10051922-2810EHLF](#) [6-520415-9](#)  
[BD021-09A-A1-0350-0200-0550-LD](#) [SFV6R-1STE9HLF](#) [XF3M-2915-1B-R100](#) [1658549-1](#) [62674-221121ALF](#) [46214008010800](#)  
[046298003000883](#) [151660622](#) [842-816-2630-035](#) [AYF530665TA](#) [AYF351525](#) [046296011930846+](#) [AYF352325A](#) [046254020000800+](#)  
[FH19C-13S-0.5SH\(99\)](#) [FH39J-51S-0.3SHW\(99\)](#) [AYF355125A](#) [AYF530365TA](#) [FH29B-44S-0.2SHW\(99\)](#) [SFW5R-2STAE9LF](#) [AYF351125A](#)  
[AYF350725A](#) [62684-502100AHLF](#) [FH39-61S-0.3SHW\(99\)](#) [AYF414035A](#) [10064555-172520HLF](#) [AYF212335A](#) [504754-2500](#)