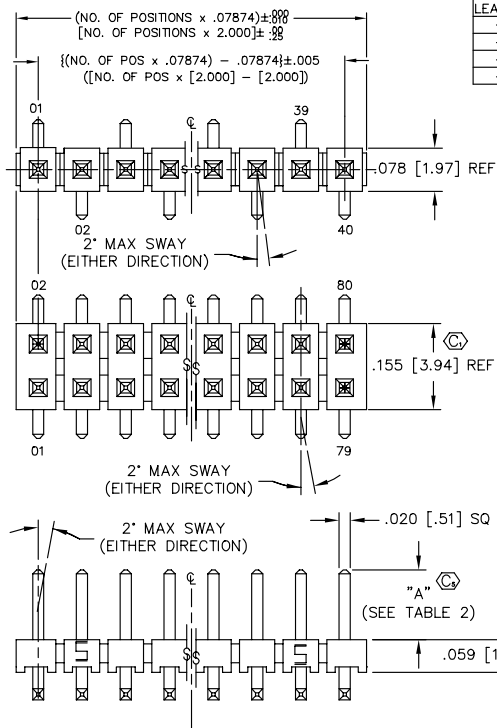


DO NOT SCALE FROM THIS PRINT



LEAD STYLE	"A" (POST)	"B" (OAL)	"C"
-01	.126 [3.20]	.302 [7.67]	.100 [2.54]
-04	.075 [1.91]	.255 [6.48]	.100 [2.54]
-05	.065 [1.65]	.323 [8.20]	.080 [2.03]
-06	.168 [4.27]	.476 [12.09]	.100 [2.54]

**PATENT NUMBERS**  
5713755 / 5961339

UNLESS OTHERWISE NOTED TOLERANCES ARE:  
 DIMENSIONS ARE IN INCHES  
 ONE PLACE DECIMALS ± .1 [2.5] THREE PLACE DECIMALS ± .005 [.13] ANGLES ± 2°  
 TWO PLACE DECIMALS ± .010 [25] FOUR PLACE DECIMALS ± .0020 [0.05]

TITLE: 2mm TERMINAL STRIP ASSEMBLY (S/M)  
 DWG NO: TMM-1XX-XX-XX-X-SM-XX-X  
 SHEET 1 OF 2

TMM-1XX-XX-XX-X-SM-XX-X

NO. OF POSITIONS PER ROW  
 -02 THRU -40

TERMINAL SPEC

- 01: USE T-1S13-07-X-2
- 04: USE T-1S13-04-X-2
- 05: USE T-1S13-21-X-2
- 06: USE T-1S13-08-X-2 (SEE NOTE 8)

PLATING SPECIFICATION

- G: GOLD (SPECIFY -G IN TERMINAL SUFFIX -X)
- T: TIN (SPECIFY -T IN TERMINAL SUFFIX -X)
- S: SELECTIVE (SPECIFY -S IN TERMINAL SUFFIX -X)
- L: SELECTIVE (SPECIFY -L IN TERMINAL SUFFIX -X)
- F: FLASH SELECTIVE GOLD (SPECIFY -F IN TERMINAL SUFFIX -X)
- H: HEAVY GOLD (SPECIFY -H IN TERMINAL SUFFIX -X)
- SM: HEAVY GOLD SELECTIVE, MATTE TIN TAIL (SPECIFY -S IN TERMINAL SUFFIX -X)
- TM: MATTE TIN (SPECIFY -T IN TERMINAL SUFFIX -X)
- LM: LIGHT GOLD SELECTIVE, MATTE TIN TAIL (SPECIFY -L IN TERMINAL SUFFIX -X)
- FM: FLASH GOLD SELECTIVE, MATTE TIN TAIL (SPECIFY -F IN TERMINAL SUFFIX -X)

OPTION

- P: PICK & PLACE PAD (AVAILABLE ON POSITIONS -03 THRU -40) (SEE FIG 2)
- M: METAL PICK & PLACE PAD (SEE FIG 2) (4 POS. MIN) (NOT RECOMMENDED ON -T & -TM PLATING)
- A: ALIGNMENT PIN (SEE FIG 3) (5 POS. PER ROW MINIMUM) (NOT AVAILABLE ON SINGLE BODY SPECIFICATION)
- TR: TAPE & REEL (AVAILABLE ON POS -03 THRU 40)

OPTION

- POLARIZED (SPECIFY POS -XX AS POS TO BE OMITTED)

OPTION

- SM: SURFACE MOUNT

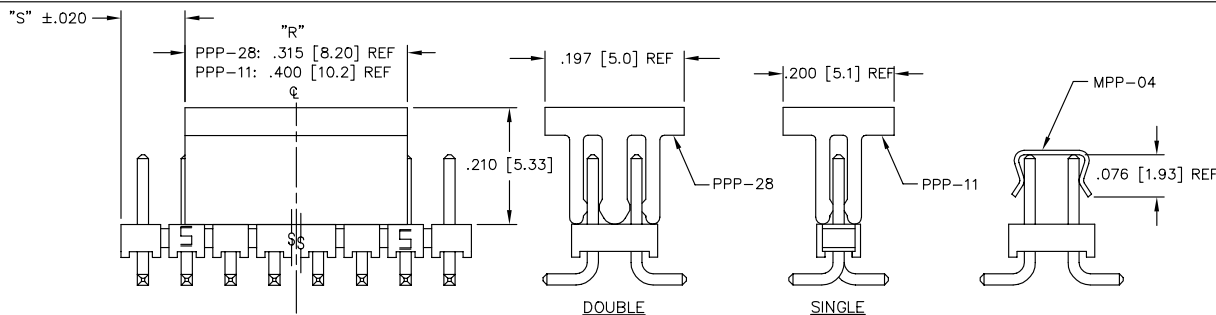
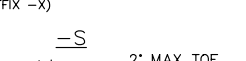
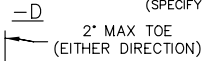
BODY SPECIFICATION

- S: SINGLE (TMM-50-S)
- D: DOUBLE (TMM-50-D)

NOTES:

- MAX. PIN ROTATION IN BODY: 2°
- PUSHOUT FORCE SHALL BE 1 lb MIN.
- ⊕ REPRESENTS A CRITICAL DIMENSION.
- ALL DIMENSIONS IN BRACKETS [ ] TO BE MILLIMETERS.
- PACKAGE POSITIONS 03-40 IN TUBES; LAYER PACKAGE -02 POSITION.
- .050 [1.27] DIMS TO BE CHECKED AT BEND RADIUS, NOT AT END OF PIN
- NOTE DELETED
- SHEAR TAILS FOR -05 & -06 LEAD STYLE.
- ⊕ NO BANDOLIER MARKS ARE ALLOWED IN THE POST AREA.
- NOTE DELETED
- MAX. CUT FLASH: .010 [.25]

FIG. 1



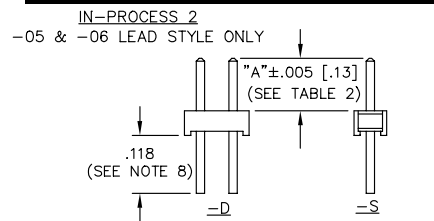
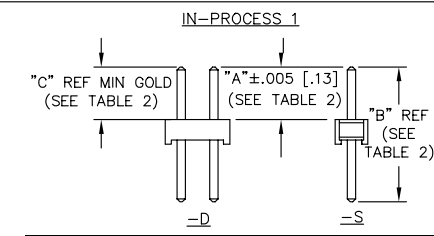
"R" = PAD SIZE ABOVE

"S" = ((NO OF POS x .07874) - "R")/2

-P: PICK & PLACE PAD

FIG. 2

-M: PICK & PLACE PAD DOUBLE ONLY



PLOT SCALE 1=1.428

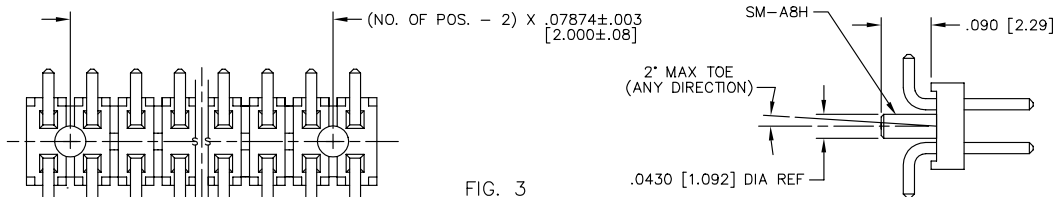


FIG. 3

-A: ALIGNMENT PIN (5 POS. PER ROW MINIMUM)

**PROPRIETARY NOTE**  
 THIS DOCUMENT CONTAINS INFORMATION CONFIDENTIAL AND PROPRIETARY TO SAMTEC INC. AND SHALL NOT BE REPRODUCED OR TRANSMITTED TO OTHER DOCUMENTS OR DISCLOSED TO OTHERS OR USED FOR ANY PURPOSE OTHER THAN THAT FOR WHICH IT WAS OBTAINED WITHOUT THE EXPRESSED WRITTEN CONSENT OF SAMTEC INC.

MATERIAL:  
 BODIES: LCP  
 COLOR: BLACK  
 TERMINALS: PHOSPHER BRONZE

EXISPROD ASSEMBLY 2mm TMM-SM

520 PARK EAST BLVD. NEW ALBANY, INDIANA 47150  
 PHONE (812) 944-6733 P.O. BOX 1147  
 CODE 55322

MADE BY: REIDINGER 5-22-91  
 CHECKED BY: MCCARTIN  
 APPROVAL: DEM  
 TMM-1XX-XX-XX-X-SM-XX-X  
 SHEET 1 OF 2

## X-ON Electronics

Largest Supplier of Electrical and Electronic Components

*Click to view similar products for [FFC & FPC Connectors](#) category:*

*Click to view products by [Samtec](#) manufacturer:*

Other Similar products are found below :

[HFW11R-1STE1H1LF](#) [FH29B-100S-0.2SHW\(99\)](#) [FA5S008HP1](#) [FH29B-120S-0.2SHW\(99\)](#) [FH29B-80S-0.2SHW\(99\)](#) [FHS-16](#) [FPH-2022G](#)  
[52610-1075](#) [52610-1275](#) [52610-1934](#) [XF3M\(1\)-1415-1B-R100](#) [501864-3091-TR225](#) [0525594033](#) [086210010340800](#) [086222026001800](#)  
[52271-2869-CUT-TAPE](#) [62674-201121DLF](#) [62684-36210E9ALF](#) [52610-1675](#) [52746-1671-TR250](#) [10051922-2810EHLF](#) [6-520415-9](#)  
[BD021-09A-A1-0350-0200-0550-LD](#) [SFV6R-1STE9HLF](#) [XF3M-2915-1B-R100](#) [1658549-1](#) [62674-221121ALF](#) [46214008010800](#)  
[046298003000883](#) [151660622](#) [842-816-2630-035](#) [AYF530665TA](#) [AYF351525](#) [046296011930846+](#) [AYF352325A](#) [046254020000800+](#)  
[FH19C-13S-0.5SH\(99\)](#) [FH39J-51S-0.3SHW\(99\)](#) [AYF355125A](#) [AYF530365TA](#) [FH29B-44S-0.2SHW\(99\)](#) [SFW5R-2STAE9LF](#) [AYF351125A](#)  
[AYF350725A](#) [62684-502100AHLF](#) [FH39-61S-0.3SHW\(99\)](#) [AYF414035A](#) [10064555-172520HLF](#) [AYF212335A](#) [504754-2500](#)