


TMMH-125-04-F-D-EP

TMMH-116-04-L-6



(2.00 mm) .0787"

FLEXIBLE THROUGH-HOLE HEADER

SPECIFICATIONS

For complete specifications see www.samtec.com?TMMH

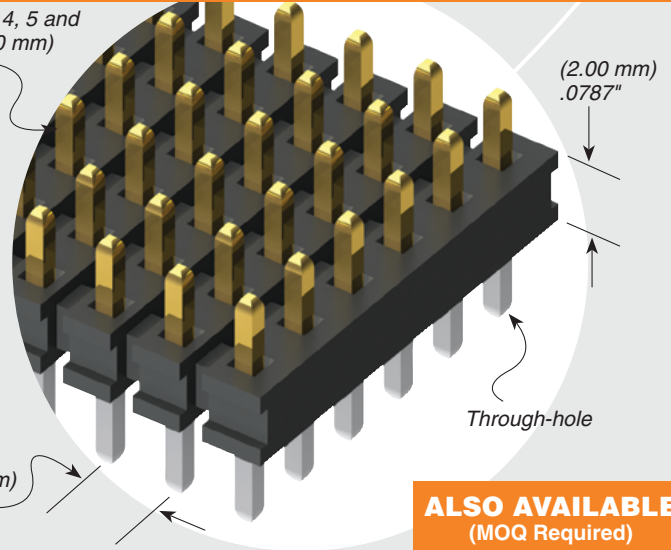
- Insulator Material:** Black Liquid Crystal Polymer
- Terminal Material:** Phosphor Bronze
- Plating:** Sn or Au over 50 μ" (1.27 μm) Ni
- Current Rating (TMMH/ESQT):** 4.5 A per pin (2 pins powered)
- Current Rating (TMMH/SQT):** 5.1 A per pin (2 pins powered)
- Operating Temp Range:** -55 °C to +105 °C with Tin; -55 °C to +125 °C with Gold
- Voltage Rating:** 281 VAC mated with SQW; 250 VAC mated with SQT
- RoHS Compliant:** Yes
- Lead-Free Solderable:** Yes

Board Mates:
CLT, SQT, SQW, ESQT, TLE, SMM, MMS

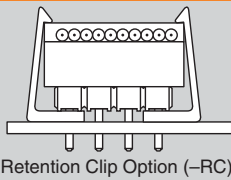
Cable Mates:
TCSD



Choice of 2, 3, 4, 5 and 6 rows on (2.00 mm) .0787" pitch



APPLICATION



Retention Clip Option (-RC)

ALSO AVAILABLE
(MOQ Required)

- Other platings

RECOGNITIONS

For complete scope of recognitions see www.samtec.com/quality



Note: Some lengths, styles and options are non-standard, non-returnable.

TMMH

1

NO. PINS PER ROW

LEAD STYLE

PLATING OPTION

03 thru 50

Specify LEAD STYLE from chart

- F = Gold flash on post, Matte Tin on tail
- L = 10 μ" (0.25 μm) Gold on post, Matte Tin on tail
- T = Matte Tin

Other Solutions

Press-fit
See PTT Series.

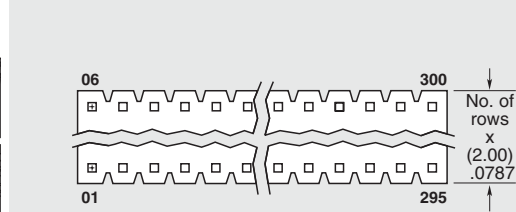
Surface Mount
See previous page.

Low Profile
See TMM Series.

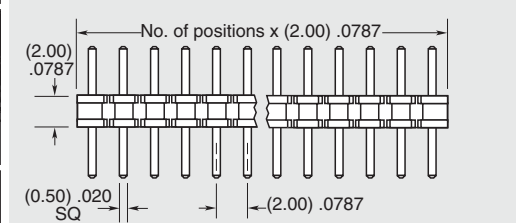
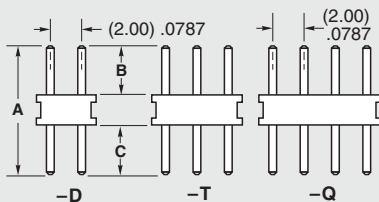
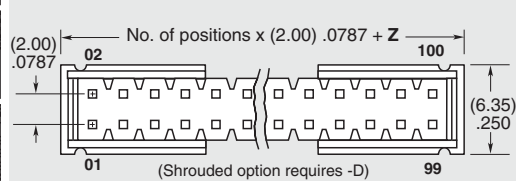
Right-angle Four Row
See TMM Series.

Shrouded Four Row Vertical & Right-angle
See TMMS Series.

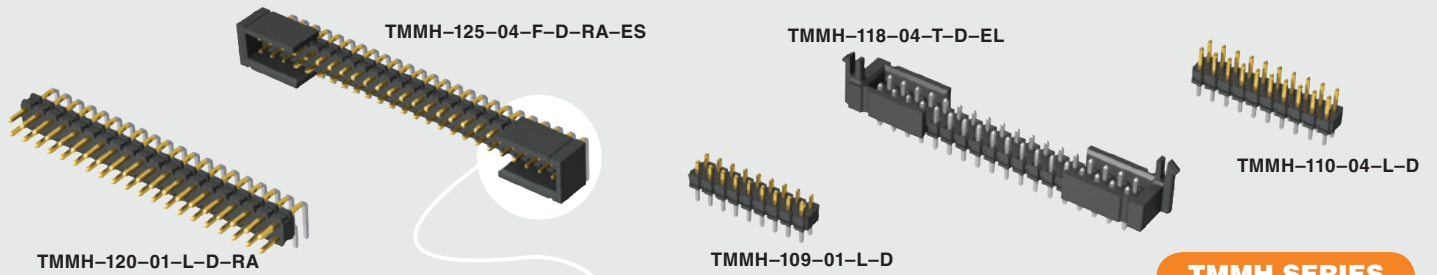
Paste In Hole (PIH) processing. Contact Samtec ASP Group for part customization.



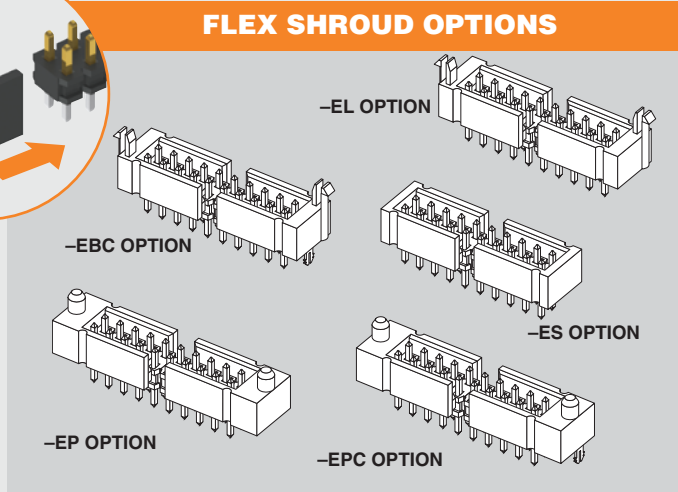
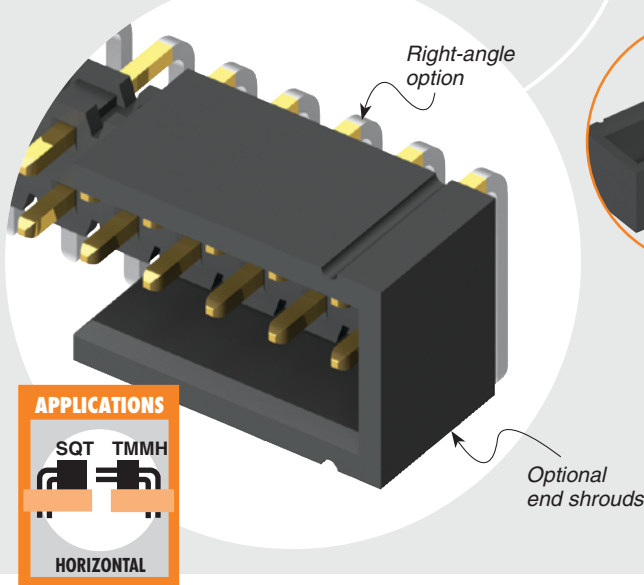
OPTION	Z	LEAD STYLE	A	B	C
-ES	(2.92) .115	-01	(7.67) .302	(3.20) .126	(2.46) .097
-EC	(4.70) .185	-04	(6.45) .254	(1.91) .075	(2.57) .101
-EP & -EPC	(6.10) .240	-05	(5.94) .234	(1.65) .065	(2.29) .090
-EL & -EBC	(4.45) .175	-06	(8.74) .344	(3.20) .126	(3.53) .139



Due to technical progress, all designs, specifications and components are subject to change without notice.



TMMH SERIES



ROW OPTION

- D = Double Row (Required for Flex Shroud option)
- T = Triple Row
- Q = Four Row
- 5 = Five Row
- 6 = Six Row

TAIL OPTION

-RA
= Right-angle (Double & Triple Row only)
(-ES, -EP, -EL Double Row only)
(-EC, -EBC and -EPC not available)
(-06 Lead style not available)

FLEX SHROUD OPTIONS

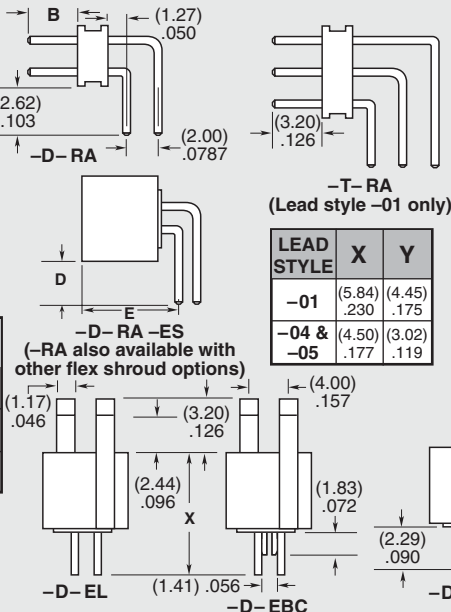
Flex Shroud requires -D row & 9 pins/row minimum (For board-to-board interfaces. Will not mate with TCSD)

- ES = End Shroud
- EC = End Shroud with Locking Clip (Manual placement required)
- EP = End Shroud with Guide Post
- EL = End Shroud with Board Lock (Boards are positively locked and cannot be unmated)
- EBC = End Shroud with Board Lock and Locking Clip (Boards are positively locked and cannot be unmated)
- EPC = End Shroud with Guide Post and Locking Clip (Manual placement required)

OTHER OPTIONS

- “XXX” = Polarized Position (Specify position of omitted pin)
- RC = Retention Clip (Mates to TCSD) (Double row only, minimum position 4 and available only -06 lead style)

LEAD STYLE	D	E
-01	(2.34) .092	(6.60) .260
-04	(2.62) .103	(5.26) .207
-05	(3.12) .123	(5.26) .207



Due to technical progress, all designs, specifications and components are subject to change without notice.

WWW.SAMTEC.COM

All parts within this catalog are built to Samtec's specifications. Customer specific requirements must be approved by Samtec and identified in a Samtec customer-specific drawing to apply.

X-ON Electronics

Largest Supplier of Electrical and Electronic Components

Click to view similar products for [Headers & Wire Housings](#) category:

Click to view products by [Samtec](#) manufacturer:

Other Similar products are found below :

[95000-104TRLF](#) [10135584-644402LF](#) [DF62W-EP2022PCA](#) [95000-106TRLF](#) [DF62W-2022SCA](#) [DF62W-EP2022PC](#) [2203348](#) [DF62W-2022SC](#) [1084018](#) [1029039](#) [1084017](#) [802-10-012-10-002000](#) [1112640](#) [1112639](#) [000-34000](#) [0009482033](#) [0009507031](#) [57102-S06-03LF](#) [57202-S52-04LF](#) [PCN6-15S-2.5E](#) [0039019024](#) [58102-G61-06LF](#) [582553-1](#) [0009485154](#) [0009508121](#) [0022285053](#) [0050291907](#) [018731A](#) [LY20-4P-DT1-P1E-BR](#) [02.125.8002.8](#) [60101931](#) [60598-1 \(Cut Strip\)](#) [M1625-3R/100](#) [61062-3](#) [61082-181009](#) [636-1427](#) [638009-1](#) [641938-9](#) [641991-4](#) [644168-1](#) [647662-1](#) [65039-019ELF](#) [65781-047](#) [65817-002LF](#) [65817-015LF](#) [65863-015LF](#) [66207-023LF](#) [67016-026LF](#) [67046-001LF](#) [67095-007LF](#)