


# THROUGH-HOLE MICRO HEADER



(1.27 mm) .050" PITCH • TMS/HTMS SERIES

## TMS/HTMS

Mates:  
SMS, SLM, RSM

### SPECIFICATIONS

**Insulator Material:**  
Black Liquid Crystal Polymer  
**Terminal Material:**  
Phosphor Bronze  
**Plating:**  
Au or Sn over  
50  $\mu$ " (1.27  $\mu$ m) Ni  
**Current Rating (TMS/SMS):**  
5 A per pin  
(2 pins powered)  
**Operating Temp Range:**  
-55 °C to +105 °C with Tin;  
-55 °C to +125 °C with Gold

### PROCESSING

**Lead-Free Solderable:**  
Yes

| SERIES | 1 | NO. PINS PER ROW | LEAD STYLE | PLATING OPTION | ROW OPTION | OPTION |
|--------|---|------------------|------------|----------------|------------|--------|
|--------|---|------------------|------------|----------------|------------|--------|

**TMS**  
= Standard

01 thru 50

Specify  
**LEAD  
STYLE**  
from  
chart

**-L**  
= 10  $\mu$ "  
(0.25  $\mu$ m)  
Gold on post,  
Matte Tin  
on tail

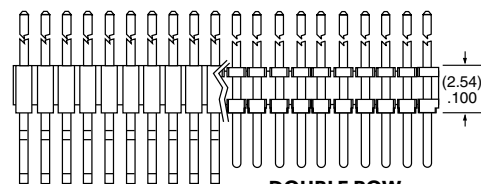
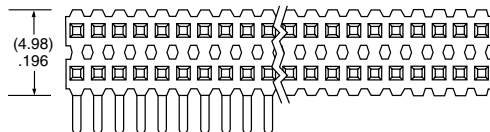
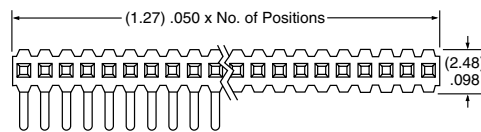
**-S**  
= Single  
Row  
**-D**  
= Double  
Row

**-RA**  
= Right-  
angle  
**-"XXX"**  
= Polarized  
Position  
(Specify position  
of omitted pin)

**HTMS**  
= High Temp

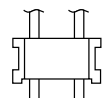
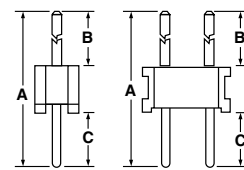
**-G**  
= 10  $\mu$ "  
(0.25  $\mu$ m)  
Gold on post,  
Gold flash  
on tail

| T/H LEAD STYLE | A            | B            | C           |
|----------------|--------------|--------------|-------------|
| -01            | (11.43) .450 | (5.84) .230  | (3.05) .120 |
| -02            | (8.13) .320  | (2.54) .100  |             |
| -21            | (12.83) .505 | (5.84) .230  | (4.45) .175 |
| -51            | (10.41) .410 | (4.83) .190  |             |
| -52            | (10.80) .425 | (5.21) .205  |             |
| -53            | (12.83) .505 | (7.24) .285  |             |
| -54            | (14.10) .555 | (8.51) .335  |             |
| -55            | (15.49) .610 | (9.91) .390  | (3.05) .120 |
| -56            | (15.88) .625 | (10.29) .405 |             |
| -57            | (16.51) .650 | (10.92) .430 |             |
| -58            | (17.91) .705 | (12.32) .485 |             |
| -59            | (19.18) .755 | (13.59) .535 |             |
| -60            | (20.96) .825 | (15.37) .605 |             |



SINGLE ROW

DOUBLE ROW



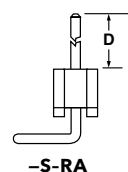
HTMS  
-D  
BODY  
DESIGN

### ALSO AVAILABLE

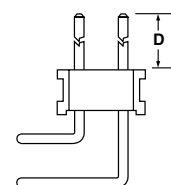
Other Plating  
(MOQ Required)

**Important Note:**  
Style -02 does not mate  
with SMS Series.

| RA LEAD STYLE | D           |
|---------------|-------------|
| -01           | (5.84) .230 |
| -02           | (2.54) .100 |
| -03           | (3.18) .125 |



-S-RA



-D-RA

**Note:**  
Some lengths, styles and  
options are non-standard,  
non-returnable.

## X-ON Electronics

Largest Supplier of Electrical and Electronic Components

*Click to view similar products for [Headers & Wire Housings](#) category:*

*Click to view products by [Samtec](#) manufacturer:*

Other Similar products are found below :

[892-18-020-10-001101](#) [58102-G61-06LF](#) [582553-1](#) [0009485154](#) [009176003701906](#) [0050291907](#) [LY20-4P-DT1-P1E-BR](#) [02.125.8002.8](#)  
[609-3404](#) [61062-3](#) [61082-181009](#) [622-3653LF](#) [63453-116](#) [636-1030](#) [636-1427](#) [636-3427](#) [636-4007](#) [641938-9](#) [641991-4](#) [644827-2](#) [65817-010LF](#) [65817-015LF](#) [65863-015LF](#) [66207-023LF](#) [67095-007LF](#) [67601157](#) [68645-018](#) [68648-049](#) [70.362.1628.0](#) [70-4210](#) [70-4226B](#) [70-4853B](#) [707-5020](#) [707-5028](#) [71.350.2428.0](#) [71918-208LF](#) [71961-016LF](#) [733-134](#) [733-162](#) [754199-000](#) [760-3052](#) [787-8014-00](#) [79531-3000](#)  
[FCN-360C032-B](#) [FCN-367T-T012/H](#) [FCN-723D010/2](#) [80.063.4001.1](#) [800-90-001-10-001000](#) [800-90-010-10-002000](#) [801-43-002-10-013000](#)