

# SURFACE MOUNT .025" SQ POST HEADER



(2.54 mm) .100" PITCH • TSM SERIES

## TSM

**Board Mates:**  
SSW, SSQ, SSM, BSW, ESW,  
ESQ, BCS, SLW, CES, HLE

**Cable Mates:**  
IDSS, IDSD



02 thru 36

Specify  
LEAD STYLE  
from chart

## SPECIFICATIONS

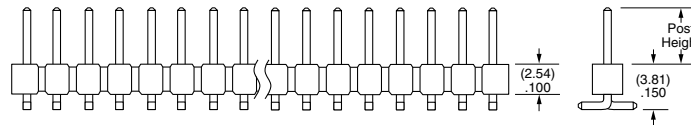
**Insulator Material:**  
Black Liquid Crystal Polymer  
**Terminal Material:**  
Phosphor Bronze  
**Plating:**  
Au or Sn over  
50 μ" (1.27 μm) Ni  
**Operating Temp Range:**  
-55 °C to +105 °C with Tin;  
-55 °C to +125 °C with Gold  
**Voltage Rating:**  
475 VAC -SV/-DV mated with  
BCS or SSM

## PROCESSING

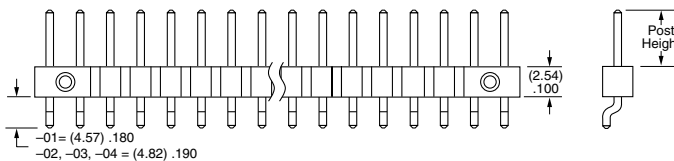
**Lead-Free Solderable:**  
Yes  
**-DH/-SH Lead Coplanarity:**  
(0.15 mm) .006" max (02-36)\*  
**-DV/-SV Lead Coplanarity:**  
(0.10 mm) .004" max (02-05)  
(0.13 mm) .005" max (06-10)\*  
(0.15 mm) .006" max (11-36)\*  
\*(.004" stencil solution  
may be available; contact  
ipg@samtec.com)

MATES	CURRENT RATING (PER PIN)
TSM/SSW	4.7 A
TSM/SSM	5.4 A
TSM/HLE	4.1 A

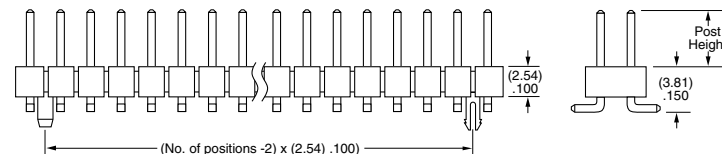
2 POSITIONS POWERED



-SV Row Option



-SH Row Option



-DV Row Option

**Note:**  
Some lengths, styles and  
options are non-standard,  
non-returnable.



### PLATING OPTION

- F**  
= Gold flash on post, Matte Tin on tail
- L**  
= 10  $\mu$ " (0.25  $\mu$ m) Gold on post, Matte Tin on tail
- S**  
= 30  $\mu$ " (0.76  $\mu$ m) Gold on post, Matte Tin on tail
- T**  
= Matte Tin

### ROW OPTION

- SV**  
= Single Row Vertical Pin
- DV**  
= Double Row Vertical Pin
- SH**  
= Single Row Horizontal Pin
- DH**  
= Double Row Horizontal Pin (Style -01, -02 or -03 only)
- TM**  
= Triple Row Vertical Mixed Technology (Style -01 only) (02 thru 30 positions only)
- MT**  
= Mixed Technology Pin (Style -01, -02 or -03 only)

### OTHER OPTIONS

- "XXX"**  
= Polarized Position
- A**  
= Alignment Pin  
metal or plastic at Samtec discretion (Not available with -TM or -MT) (02 positions minimum) (Not available with -LC)
- LC**  
= Locking Clip  
(Not available with -TM) (3 positions minimum) (Not available with -A) (Manual placement required)
- K**  
= (6.50 mm) .256" DIA Polyimide Film Pick & Place Pad  
(-SH: 4 positions minimum without -TR; 2 & 3 positions available with -TR) (-DH: 4 positions minimum without -TR)
- P**  
= Plastic Pick & Place Pad  
(-DV: 4 positions minimum without -TR; 2 & 3 positions available with -TR) (-SH: 4 positions minimum without -TR; 2 & 3 positions available with -TR) (-DH: 5 positions minimum without -TR) (-SV: 4 positions minimum without -TR; 2 & 3 positions available with -TR)
- TR**  
= Tape & Reel  
-SV: 02-22 positions, -DV: 02-28 positions, -SH: 02-30 positions, -DH: 02-29 positions (Not available with -MT or -TM)
- FR**  
= Full Reel Tape & Reel  
(must order maximum quantity per reel; contact Samtec for quantity breaks)  
-SV: 02-22 positions, -DV: 02-28 positions, -SH: 02-30 positions, -DH: 02-29 positions (Not available with -MT or -TM)



**-DH Row Option**



**-MT Row Option**



**-TM Row Option**

## X-ON Electronics

Largest Supplier of Electrical and Electronic Components

*Click to view similar products for [Headers & Wire Housings](#) category:*

*Click to view products by [Samtec](#) manufacturer:*

Other Similar products are found below :

[892-18-020-10-001101](#) [58102-G61-06LF](#) [582553-1](#) [0009485154](#) [009176003701906](#) [0050291907](#) [LY20-4P-DT1-P1E-BR](#) [02.125.8002.8](#)  
[609-3404](#) [61062-3](#) [61082-181009](#) [622-3653LF](#) [63453-116](#) [636-1030](#) [636-1427](#) [636-3427](#) [636-4007](#) [641938-9](#) [641991-4](#) [644827-2](#) [65817-](#)  
[010LF](#) [65817-015LF](#) [65863-015LF](#) [66207-023LF](#) [67095-007LF](#) [67601157](#) [68645-018](#) [68648-049](#) [70.362.1628.0](#) [70-4210](#) [70-4226B](#) [70-](#)  
[4853B](#) [707-5020](#) [707-5028](#) [71.350.2428.0](#) [71918-208LF](#) [71961-016LF](#) [733-134](#) [733-162](#) [754199-000](#) [760-3052](#) [787-8014-00](#) [79531-3000](#)  
[FCN-360C032-B](#) [FCN-367T-T012/H](#) [FCN-723D010/2](#) [80.063.4001.1](#) [800-90-001-10-001000](#) [800-90-010-10-002000](#) [801-43-002-10-013000](#)