


SURFACE MOUNT .025" SQ POST HEADER



(2.54 mm) .100" PITCH • TSM SERIES

TSM

Board Mates:
SSW, SSQ, SSM, BSW, ESW,
ESQ, BCS, SLW, CES, HLE

Cable Mates:
IDSS, IDSD



02 thru 36

Specify
LEAD STYLE
from chart

SPECIFICATIONS

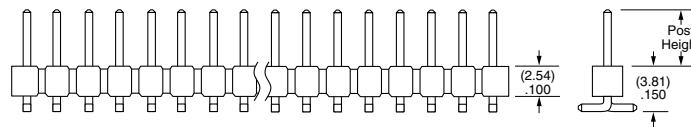
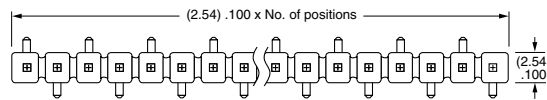
Insulator Material:
Black Liquid Crystal Polymer
Terminal Material:
Phosphor Bronze
Plating:
Au or Sn over
50 μ" (1.27 μm) Ni
Operating Temp Range:
-55 °C to +105 °C with Tin;
-55 °C to +125 °C with Gold
Voltage Rating:
475 VAC -SV/-DV mated with
BCS or SSM

PROCESSING

Lead-Free Solderable:
Yes
-DH/-SH Lead Coplanarity:
(0.15 mm) .006" max (02-36)*
-DV/-SV Lead Coplanarity:
(0.10 mm) .004" max (02-05)
(0.13 mm) .005" max (06-10)*
(0.15 mm) .006" max (11-36)*
*(.004" stencil solution
may be available; contact
ipg@samtec.com)

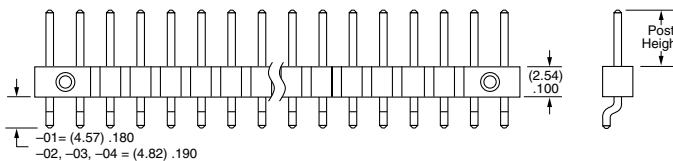
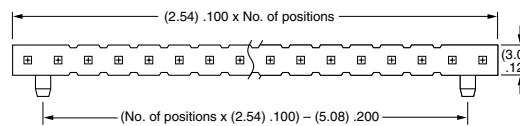
MATES	CURRENT RATING (PER PIN)
TSM/SSW	4.7 A
TSM/SSM	5.4 A
TSM/HLE	4.1 A

2 POSITIONS POWERED

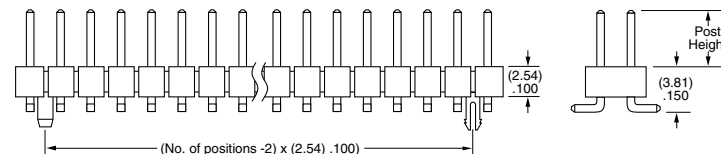
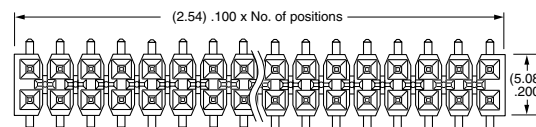


-SV Row Option

LEAD STYLE	POST HEIGHT	MATES WITH
-01	(5.84) .230	SSW, BCS, SSM, IDSS, IDSD
-02	(8.13) .320	SSM -DH
-03	(10.67) .420	Bottom Mount & Pass Through
-04	(3.05) .120	SLW, CES, HLE




-SH Row Option



-DV Row Option

Note:
Some lengths, styles and
options are non-standard,
non-returnable.



PLATING OPTION

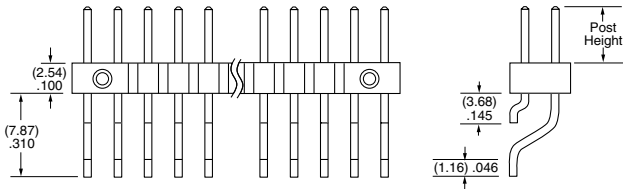
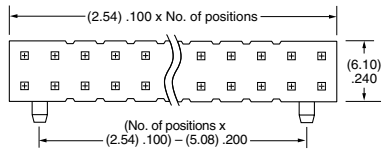
- F**
= Gold flash on post, Matte Tin on tail
- L**
= 10 μ " (0.25 μ m) Gold on post, Matte Tin on tail
- S**
= 30 μ " (0.76 μ m) Gold on post, Matte Tin on tail
- T**
= Matte Tin

ROW OPTION

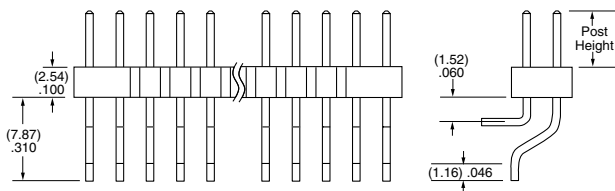
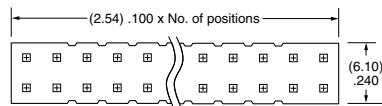
- SV**
= Single Row Vertical Pin
- DV**
= Double Row Vertical Pin
- SH**
= Single Row Horizontal Pin
- DH**
= Double Row Horizontal Pin (Style -01, -02 or -03 only)
- TM**
= Triple Row Vertical Mixed Technology (Style -01 only) (02 thru 30 positions only)
- MT**
= Mixed Technology Pin (Style -01, -02 or -03 only)

OTHER OPTIONS

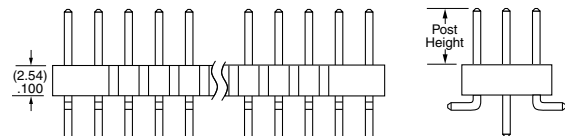
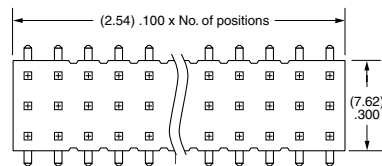
- "XXX"**
= Polarized Position
- A**
= Alignment Pin
metal or plastic at Samtec discretion (Not available with -TM or -MT) (02 positions minimum) (Not available with -LC)
- LC**
= Locking Clip (Not available with -TM) (3 positions minimum) (Not available with -A) (Manual placement required)
- K**
= (6.50 mm) .256" DIA Polyimide Film Pick & Place Pad (-SH: 4 positions minimum without -TR; 2 & 3 positions available with -TR) (-DH: 4 positions minimum without -TR)
- P**
= Plastic Pick & Place Pad (-DV: 4 positions minimum without -TR; 2 & 3 positions available with -TR) (-SH: 4 positions minimum without -TR; 2 & 3 positions available with -TR) (-DH: 5 positions minimum without -TR) (-SV: 4 positions minimum without -TR; 2 & 3 positions available with -TR)
- TR**
= Tape & Reel
-SV: 02-22 positions, -DV: 02-28 positions, -SH: 02-30 positions, -DH: 02-29 positions (Not available with -MT or -TM)
- FR**
= Full Reel Tape & Reel (must order maximum quantity per reel; contact Samtec for quantity breaks)
-SV: 02-22 positions, -DV: 02-28 positions, -SH: 02-30 positions, -DH: 02-29 positions (Not available with -MT or -TM)



-DH Row Option



-MT Row Option



-TM Row Option

X-ON Electronics

Largest Supplier of Electrical and Electronic Components

Click to view similar products for [Headers & Wire Housings](#) category:

Click to view products by [Samtec](#) manufacturer:

Other Similar products are found below :

[892-18-020-10-001101](#) [58102-G61-06LF](#) [582553-1](#) [0009485154](#) [009176003701906](#) [0050291907](#) [LY20-4P-DT1-P1E-BR](#) [02.125.8002.8](#)
[609-3404](#) [61062-3](#) [61082-181009](#) [622-3653LF](#) [63453-116](#) [636-1030](#) [636-1427](#) [636-3427](#) [636-4007](#) [641938-9](#) [641991-4](#) [644827-2](#) [65817-](#)
[010LF](#) [65817-015LF](#) [65863-015LF](#) [66207-023LF](#) [67095-007LF](#) [67601157](#) [68645-018](#) [68648-049](#) [70.362.1628.0](#) [70-4210](#) [70-4226B](#) [70-](#)
[4853B](#) [707-5020](#) [707-5028](#) [71.350.2428.0](#) [71918-208LF](#) [71961-016LF](#) [733-134](#) [733-162](#) [754199-000](#) [760-3052](#) [79531-3000](#) [FCN-](#)
[360C032-B](#) [FCN-367T-T012/H](#) [FCN-723D010/2](#) [80.063.4001.1](#) [800-90-010-10-002000](#) [801-43-002-10-013000](#) [801-43-006-10-002000](#)
[801-93-011-10-001000](#)