

# FLEX STACK

## SHROUDED .025" SQ POST IDC HEADERS

(2.54 mm) .100" PITCH • TST/HTST/ZST SERIES



### TST/HTST/ZST

Mates:  
IDSD, HCSD

#### SPECIFICATIONS

##### Insulator Material:

TST, ZST=Black Glass Filled Polyester  
HTST=Natural LCP

##### Insulation Resistance:

5000 MΩ min

##### Terminal Material:

Phosphor Bronze

##### Plating:

Au or Sn over

50 μ" (1.27 μm) Ni

##### Current Rating (IDSD/TST):

3.4 A per pin

(2 pins powered)

##### Operating Temp Range:

-55 °C to +125 °C with Gold

-55 °C to +105 °C with Tin

##### Voltage Rating:

425 VAC/600 VDC

#### PROCESSING

##### Lead-Free Solderable:

HTST=Yes

TST, ZST= No, Lead Wave only

##### SMT Lead Coplanarity:

(0.10 mm) .004" max (05-15)

(0.15 mm) .006" max (17-36)\*

\*(.004" stencil solution

may be available; contact

ipg@samtec.com)

SERIES	1	NO. PINS PER ROW	LEAD STYLE	PLATING OPTION	ROW OPTION	OTHER OPTION
--------	---	------------------	------------	----------------	------------	--------------

**TST**  
= Cable Strip

**HTST**  
= High Temp Cable Strip

**05, 07, 08, 10,  
12, 13, 15, 17,  
20, 25, 32, 36**  
(Standard sizes)

Specify  
**LEAD  
STYLE**  
from  
chart

**-F**  
= Gold flash on post,  
Matte Tin on tail  
(Not available on -DV)

**-L**  
= 10 μ" (0.25 μm)  
Gold on post,  
Matte Tin on tail

**-T**  
= Matte Tin

**-D**  
= Double Row Through-hole  
(lead style -01, -02 & -03 only)

**-DV**  
= Double Row Surface Mount  
(lead style -01 only)  
(HTST only)

**-D-RA**  
= Double Row Right-angle  
(lead style -04 & -05 only)

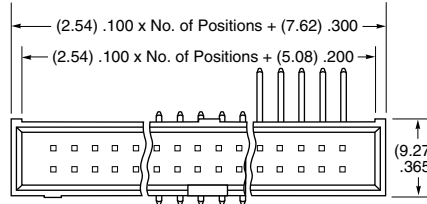
Surface Mount  
(lead style -01 only)  
(HTST only)

**-P**  
= Pick & Place Pad

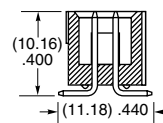
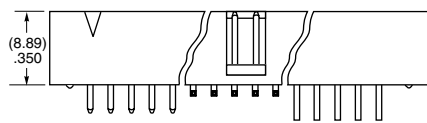
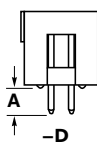
**-TR**  
= Tape & Reel

**-FR**  
= Full Reel Tape & Reel  
(must order max. quantity per reel; contact Samtec for quantity breaks)

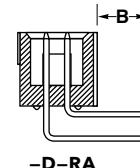
LEAD STYLE	THROUGH-HOLE (A)
-01	(2.92) .115
-02	(4.19) .165
-03	(14.35) .565



**-D -DV -D-RA**



**-DV (HTST ONLY)**



LEAD STYLE	RIGHT-ANGLE (B)
-04	(3.30) .130
-05	(5.84) .230

ZST	1	NO. PINS PER ROW	LEAD STYLE	PLATING OPTION	D	BODY HEIGHT
-----	---	------------------	------------	----------------	---	-------------

**ALSO AVAILABLE**  
MOQ Required

Other platings & sizes

Alignment Pins

Single Row

Locking Leads

Polarized

**05, 07, 08, 10,  
12, 13, 15, 17,  
20, 25, 32, 36**  
(Standard sizes)

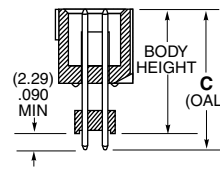
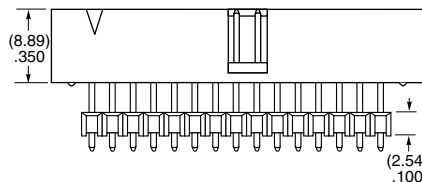
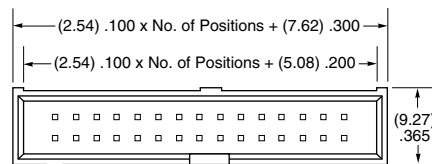
Specify  
**LEAD  
STYLE**  
from  
chart

**-F**  
= Gold flash on post,  
Matte Tin on tail

**-L**  
= 10 μ" (0.25 μm)  
Gold on post,  
Matte Tin on tail

**-T**  
= Matte Tin

**"XXXX"**  
= Body Height



LEAD STYLE	C (OAL)	MAX BODY HEIGHT
-01	(16.00) .630	(13.72) .540
-02	(18.54) .730	(16.26) .640
-03	(21.08) .830	(18.80) .740
-04	(23.62) .930	(21.34) .840
-05	(26.16) 1.030	(23.88) .940
-06	(28.70) 1.130	(26.42) 1.040
-07	(31.24) 1.230	(28.96) 1.140
-08	(33.78) 1.330	(31.50) 1.240
-09	(36.32) 1.430	34.04) 1.340

##### Note:

For added mechanical stability, Samtec recommends mechanical board spacers be used in applications with gold or selective gold plated connectors. Contact ipg@samtec.com for more information.

**Note:**  
Some lengths, styles and options are non-standard, non-returnable. ZST is non-standard, non-returnable.

## X-ON Electronics

Largest Supplier of Electrical and Electronic Components

*Click to view similar products for [Headers & Wire Housings](#) category:*

*Click to view products by [Samtec](#) manufacturer:*

Other Similar products are found below :

[892-18-020-10-001101](#) [58102-G61-06LF](#) [582553-1](#) [0009485154](#) [009176003701906](#) [0050291907](#) [LY20-4P-DT1-P1E-BR](#) [02.125.8002.8](#)  
[609-3404](#) [61062-3](#) [61082-181009](#) [622-3653LF](#) [63453-116](#) [636-1030](#) [636-1427](#) [636-3427](#) [636-4007](#) [641938-9](#) [641991-4](#) [644827-2](#) [65817-](#)  
[010LF](#) [65817-015LF](#) [65863-015LF](#) [66207-023LF](#) [67095-007LF](#) [67601157](#) [68645-018](#) [68648-049](#) [70.362.1628.0](#) [70-4210](#) [70-4226B](#) [70-](#)  
[4853B](#) [707-5020](#) [707-5028](#) [71.350.2428.0](#) [71918-208LF](#) [71961-016LF](#) [733-134](#) [733-162](#) [754199-000](#) [760-3052](#) [787-8014-00](#) [79531-3000](#)  
[FCN-360C032-B](#) [FCN-367T-T012/H](#) [FCN-723D010/2](#) [80.063.4001.1](#) [800-90-001-10-001000](#) [800-90-010-10-002000](#) [801-43-002-10-013000](#)