




HW-14-08-G-S-400-100



ZW-06-10-G-T-450-230



DW-12-12-L-Q-400



(2,54mm) .100"

DW, EW, ZW, HW SERIES

# FLEXIBLE .025" SQ BOARD STACKERS

**Mates with:**

SSW, SSQ, ESW, ESQ, CES, SLW, BSW, BCS, SSM, IDSS, IDSD, HLE, PHF, SMSD, SMSS

**SPECIFICATIONS**

For complete specifications see [www.samtec.com?DW](http://www.samtec.com?DW), [www.samtec.com?EW](http://www.samtec.com?EW) or [www.samtec.com?ZW](http://www.samtec.com?ZW)

**DW, EW, ZW**

**Insulator Material:**

Black Glass  
Filled Polyester

**Terminal Material:**

Phosphor Bronze

**Plating:**

Au or Sn over  
50µ" (1,27µm) Ni

**Current Rating:**

3A @ 80°C ambient

**Operating Temp Range:**

-55°C to +125°C with Gold

-55°C to +105°C with Tin

**RoHS Compliant:**

Yes

**Lead-Free Solderable:**

Wave Only



**SPECIFICATIONS**

For complete specifications see [www.samtec.com?HW-TH](http://www.samtec.com?HW-TH)

**HW**

Same as ZW except:

**Insulator Material:**

Natural Liquid

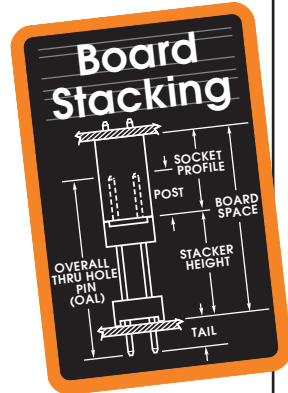
Crystal Polymer

**RoHS Compliant:**

Yes

**Lead-Free Solderable:**

Yes



TYPE STRIP	NO. PINS PER ROW	LEAD STYLE	PLATING OPTION	ROW OPTION	STACKER HEIGHT	OTHER OPTIONS																											
<b>DW</b> = (2,79mm) .110" Tail	<p><b>Specify LEAD STYLE from chart</b></p> <table border="1"> <thead> <tr> <th>LEAD STYLE</th> <th>OAL</th> </tr> </thead> <tbody> <tr><td>-07</td><td>(10,92) .430</td></tr> <tr><td>-08</td><td>(13,46) .530</td></tr> <tr><td>-09</td><td>(18,54) .730</td></tr> <tr><td>-10</td><td>(21,08) .830</td></tr> <tr><td>-11</td><td>(23,62) .930</td></tr> <tr><td>-12</td><td>(26,16) 1.030</td></tr> <tr><td>-13</td><td>(31,24) 1.230</td></tr> <tr><td>-14</td><td>(36,32) 1.430</td></tr> <tr><td>-15</td><td>(16,00) .630</td></tr> <tr><td>-16</td><td>(11,30) .445</td></tr> <tr><td>-17</td><td>(12,19) .480</td></tr> <tr><td>-19</td><td>(33,78) 1.330</td></tr> <tr><td>-20</td><td>(28,70) 1.130</td></tr> </tbody> </table>	LEAD STYLE	OAL	-07	(10,92) .430	-08	(13,46) .530	-09	(18,54) .730	-10	(21,08) .830	-11	(23,62) .930	-12	(26,16) 1.030	-13	(31,24) 1.230	-14	(36,32) 1.430	-15	(16,00) .630	-16	(11,30) .445	-17	(12,19) .480	-19	(33,78) 1.330	-20	(28,70) 1.130	<p><b>POST</b> (0,00) .000 MIN</p> <p><b>OVERALL LENGTH (OAL)</b></p> <p><b>STACKER HEIGHT</b></p> <p><b>TAIL</b> (1,40) .055 MIN</p>	<p><b>-S</b> = Single Row</p> <p><b>-D</b> = Double Row</p> <p><b>-T</b> = Triple Row</p> <p><b>-Q</b> = Double Row .200" (5,08mm) row space</p>	<p><b>"XXX"</b> = Stacker Height</p>	<p><b>"XXX"</b> = ZW or HW Tail Length</p>
LEAD STYLE		OAL																															
-07		(10,92) .430																															
-08		(13,46) .530																															
-09		(18,54) .730																															
-10		(21,08) .830																															
-11		(23,62) .930																															
-12		(26,16) 1.030																															
-13		(31,24) 1.230																															
-14		(36,32) 1.430																															
-15		(16,00) .630																															
-16		(11,30) .445																															
-17		(12,19) .480																															
-19		(33,78) 1.330																															
-20		(28,70) 1.130																															
<b>EW</b> = (8,38mm) .330" Tail																																	
<b>ZW</b> = Custom Tail		<p><b>01 thru 50</b></p> <p><b>-S</b></p> <p><b>-D</b></p> <p><b>-T or -Q*</b></p> <p><b>-Q*</b> = Same as -T except middle row of pins missing.</p>	<p><b>-F</b> = Gold flash on contact, Matte Tin on tail</p> <p><b>-L</b> = 10µ" (0,25µm) Gold on contact area of longer tail, Matte Tin on tail</p> <p><b>-G</b> = 10µ" (0,25µm) Gold on contact area of longer tail, Gold flash on balance</p> <p><b>-T</b> = Matte Tin</p>	<p><b>-LL</b> = Locking Lead (Shortest dimension between the tail and the post is the end that will be crimped. Available on tails from (2,29) .090" to (7,87) .310" only.) Single row, 01 &amp; 02 positions &amp; -Q row not available</p> <p><b>"XXX"</b> = Polarized</p> <p>Specify omitted pin position</p>																													
<b>HW</b> = High Temp Custom Tail																																	

Due to technical progress, all designs, specifications and components are subject to change without notice.

[WWW.SAMTEC.COM](http://WWW.SAMTEC.COM)

## X-ON Electronics

Largest Supplier of Electrical and Electronic Components

*Click to view similar products for [Samtec manufacturer](#):*

Other Similar products are found below :

[ESQT-135-03-F-D-380](#) [QTE-060-01-L-D-A](#) [MSAS-179-ZUGG-18](#) [MTSW-103-07-F-S-240](#) [BCS-116-L-S-TE](#) [ERF8-020-05.0-S-DV-K-TR](#)  
[ERF8-060-05.0-L-DV-K-TR](#) [IDMD-10-T-12.00-A-G-R](#) [SFML-115-01-S-D](#) [SFML-125-01-S-D](#) [LSHM-120-02.5-L-DV-A-N-K-TR](#) [ESQ-110-14-G-D](#) [ESQT-125-03-F-D-310](#) [SO-0515-01-01-02](#) [FJH-50-D-12.00-4](#) [CES-150-01-T-D](#) [QTE-040-04-L-D-A](#) [QTH-020-04-F-D-DP-A-K-TR](#)  
[QTH-060-01-F-D-A](#) [QTH-090-04-L-D-A](#) [TCSD-10-S-05.00-01-F-N](#) [TCSD-15-D-02.00-01-N](#) [TFM-115-02-L-DH](#) [TFM-120-12-S-D-LC](#)  
[TFML-140-02-S-D](#) [TLW-107-05-G-D](#) [BDL-136-T-E](#) [TSS-132-01-G-S](#) [TST-113-04-S-D-RA](#) [TSW-105-14-F-D](#) [MMS-110-01-H-DH](#) [HPF-03-02-T-S](#) [DW-25-11-L-D-450](#) [ERF8-020-01-L-D-RA-L-TR](#) [ERF8-040-05.0-L-DV-TR](#) [SL-120-T-10](#) [SLM-115-01-S-D](#) [CLP-132-02-G-D](#)  
[TFC-125-02-F-D-A-K](#) [TSW-202-07-T-S](#) [ISDF-25-D-M](#) [IPT1-105-01-S-D-RA](#) [IPL1-125-01-S-D-RA](#) [ICO-422-L-GT](#) [HTSW-116-15-L-S-LL](#)  
[HTSW-103-08-L-S-RA](#) [ESQ-116-33-T-T](#) [ERM8-020-02.0-S-DV-TR](#) [TCSD-10-D-06.00-01-N](#) [TCSD-20-D-12.00-01-N](#)