




HW-14-08-G-S-400-100



ZW-06-10-G-T-450-230



DW-12-12-L-Q-400



(2,54mm) .100"

DW, EW, ZW, HW SERIES

FLEXIBLE .025" SQ BOARD STACKERS

Mates with:

SSW, SSQ, ESW, ESQ, CES, SLW, BSW, BCS, SSM, IDSS, IDSD, HLE, PHF, SMSD, SMSS

SPECIFICATIONS

For complete specifications see www.samtec.com?DW, www.samtec.com?EW or www.samtec.com?ZW

DW, EW, ZW

Insulator Material:

Black Glass
Filled Polyester

Terminal Material:

Phosphor Bronze

Plating:

Au or Sn over
50µ" (1,27µm) Ni

Current Rating:

3A @ 80°C ambient

Operating Temp Range:

-55°C to +125°C with Gold

-55°C to +105°C with Tin

RoHS Compliant:

Yes

Lead-Free Solderable:

Wave Only



SPECIFICATIONS

For complete specifications see www.samtec.com?HW

HW

Same as ZW except:

Insulator Material:

Natural Liquid

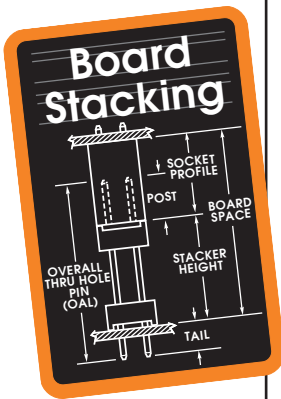
Crystal Polymer

RoHS Compliant:

Yes

Lead-Free Solderable:

Yes



TYPE STRIP	NO. PINS PER ROW	LEAD STYLE	PLATING OPTION	ROW OPTION	STACKER HEIGHT	OTHER OPTIONS																											
DW = (2,79mm) .110" Tail	<p>Specify LEAD STYLE from chart</p> <table border="1"> <thead> <tr> <th>LEAD STYLE</th> <th>OAL</th> </tr> </thead> <tbody> <tr><td>-07</td><td>(10,92) .430</td></tr> <tr><td>-08</td><td>(13,46) .530</td></tr> <tr><td>-09</td><td>(18,54) .730</td></tr> <tr><td>-10</td><td>(21,08) .830</td></tr> <tr><td>-11</td><td>(23,62) .930</td></tr> <tr><td>-12</td><td>(26,16) 1.030</td></tr> <tr><td>-13</td><td>(31,24) 1.230</td></tr> <tr><td>-14</td><td>(36,32) 1.430</td></tr> <tr><td>-15</td><td>(16,00) .630</td></tr> <tr><td>-16</td><td>(11,30) .445</td></tr> <tr><td>-17</td><td>(12,19) .480</td></tr> <tr><td>-19</td><td>(33,78) 1.330</td></tr> <tr><td>-20</td><td>(28,70) 1.130</td></tr> </tbody> </table>	LEAD STYLE	OAL	-07	(10,92) .430	-08	(13,46) .530	-09	(18,54) .730	-10	(21,08) .830	-11	(23,62) .930	-12	(26,16) 1.030	-13	(31,24) 1.230	-14	(36,32) 1.430	-15	(16,00) .630	-16	(11,30) .445	-17	(12,19) .480	-19	(33,78) 1.330	-20	(28,70) 1.130	<p>01 thru 50</p>	<p>-S = Single Row</p> <p>-D = Double Row</p> <p>-T = Triple Row</p> <p>-Q = Double Row .200" (5,08mm) row space</p>	<p>-XXX = Stacker Height</p>	<p>-XXX = ZW or HW Tail Length</p>
LEAD STYLE		OAL																															
-07		(10,92) .430																															
-08		(13,46) .530																															
-09		(18,54) .730																															
-10		(21,08) .830																															
-11		(23,62) .930																															
-12		(26,16) 1.030																															
-13		(31,24) 1.230																															
-14		(36,32) 1.430																															
-15		(16,00) .630																															
-16		(11,30) .445																															
-17		(12,19) .480																															
-19		(33,78) 1.330																															
-20		(28,70) 1.130																															
EW = (8,38mm) .330" Tail		<p>-F = Gold flash on contact, Matte Tin on tail</p> <p>-L = 10µ" (0,25µm) Gold on contact area of longer tail, Matte Tin on tail</p> <p>-G = 10µ" (0,25µm) Gold on contact area of longer tail, Gold flash on balance</p> <p>-T = Matte Tin</p>	<p>-LL = Locking Lead (Shortest dimension between the tail and the post is the end that will be crimped. Available on tails from (2,29) .090" to (7,87) .310" only.) Single row, 01 & 02 positions & -Q row not available</p> <p>-XXX = Polarized</p> <p>Specify omitted pin position</p>																														
ZW = Custom Tail				<p>-Q* = Same as -T except middle row of pins missing.</p>																													
HW = High Temp Custom Tail																																	

Due to technical progress, all designs, specifications and components are subject to change without notice.

WWW.SAMTEC.COM

X-ON Electronics

Largest Supplier of Electrical and Electronic Components

Click to view similar products for [Headers & Wire Housings](#) category:

Click to view products by [Samtec](#) manufacturer:

Other Similar products are found below :

[95000-104TRLF](#) [10135584-644402LF](#) [DF62W-EP2022PCA](#) [95000-106TRLF](#) [DF62W-2022SCA](#) [DF62W-EP2022PC](#) [2203348](#) [DF62W-2022SC](#) [1084018](#) [1029039](#) [1084017](#) [802-10-012-10-002000](#) [1112640](#) [1112639](#) [000-34000](#) [0009482033](#) [0009507031](#) [57102-S06-03LF](#) [57202-S52-04LF](#) [PCN6-15S-2.5E](#) [0039019024](#) [58102-G61-06LF](#) [582553-1](#) [0009485154](#) [0009508121](#) [0022285053](#) [0050291907](#) [018731A](#) [LY20-4P-DT1-P1E-BR](#) [02.125.8002.8](#) [60101931](#) [60598-1 \(Cut Strip\)](#) [M1625-3R/100](#) [61062-3](#) [61082-181009](#) [636-1427](#) [638009-1](#) [641938-9](#) [641991-4](#) [644168-1](#) [647662-1](#) [65039-019ELF](#) [65817-002LF](#) [65817-015LF](#) [65863-015LF](#) [66207-023LF](#) [67016-026LF](#) [67046-001LF](#) [67095-007LF](#) [67230-005LF](#)