


# SURFACE MOUNT ALUMINUM ELECTROLYTIC CAPACITORS

**CK** Chip type, Low Impedance, High CV Series

**IZI** Low Impedance **S** Solvent Proof



- Chip type, low impedance temperature range up to 105°C
- Designed for surface mounting on high density PC board
- Applicable to automatic insertion machine using carrier tape
- Complied to the RoHS directive

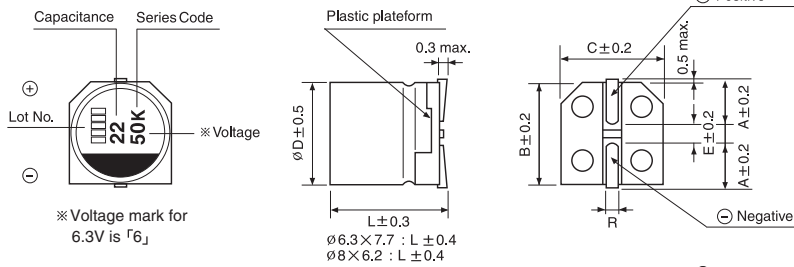
**ZC** → **CK**  
Low Imp.

Item	Characteristics																								
Operating temperature range	-55 ~ +105°C																								
Leakage current max.	$I = 0.01CV$ or $3\mu A$ whichever is greater (after 2 minutes)																								
Capacitance tolerance	$\pm 20\%$ at 120Hz, 20°C																								
Dissipation factor max. (at 120Hz, 20°C)	<table border="1"> <tr> <td>WV</td> <td>6.3</td> <td>10</td> <td>16</td> <td>25</td> <td>35</td> <td>50</td> <td>63</td> <td>80</td> <td>100</td> </tr> <tr> <td><math>\tan\delta</math></td> <td>0.24</td> <td>0.19</td> <td>0.16</td> <td>0.14</td> <td>0.12</td> <td>0.12</td> <td>0.10</td> <td>0.10</td> <td>0.10</td> </tr> </table>	WV	6.3	10	16	25	35	50	63	80	100	$\tan\delta$	0.24	0.19	0.16	0.14	0.12	0.12	0.10	0.10	0.10				
	WV	6.3	10	16	25	35	50	63	80	100															
$\tan\delta$	0.24	0.19	0.16	0.14	0.12	0.12	0.10	0.10	0.10																
Low temperature characteristics (Impedance ratio at 120Hz)	<table border="1"> <tr> <td>WV</td> <td>6.3</td> <td>10</td> <td>16</td> <td>25</td> <td>35</td> <td>50</td> <td>63~100</td> </tr> <tr> <td>Z-25°C/Z+20°C</td> <td>2</td> <td>2</td> <td>2</td> <td>2</td> <td>2</td> <td>2</td> <td>3</td> </tr> <tr> <td>Z-55°C/Z+20°C</td> <td>3</td> <td>3</td> <td>3</td> <td>3</td> <td>3</td> <td>3</td> <td>4</td> </tr> </table>	WV	6.3	10	16	25	35	50	63~100	Z-25°C/Z+20°C	2	2	2	2	2	2	3	Z-55°C/Z+20°C	3	3	3	3	3	3	4
WV	6.3	10	16	25	35	50	63~100																		
Z-25°C/Z+20°C	2	2	2	2	2	2	3																		
Z-55°C/Z+20°C	3	3	3	3	3	3	4																		
Load life (after application of the rated voltage for 2000 hours at 105°C)	Leakage current	Less than specified value																							
	Capacitance change	Within $\pm 25\%$ of initial value																							
	$\tan\delta$	Less than 200% of specified value																							
Shelf life (at 105°C)	After 1000 hours no load test, leakage current, capacitance and $\tan\delta$ are same as load life value. The measurement shall be performed at 20°C by the KS C IEC 60384 - 4																								
Resistance to soldering heat	The following specifications shall be satisfied when the capacitors are restored to 20°C after exposing them at 250°C for 10 seconds.																								
	Leakage current	Less than specified value																							
	Capacitance change	Within $\pm 10\%$ of initial value																							
	$\tan\delta$	Less than specified value																							

● DRAWING -Series code of CK is "K"

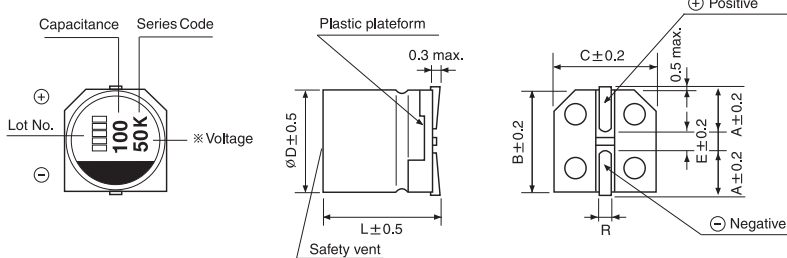
Unit : mm

( $\varnothing 6.3, \varnothing 8 \times 6.2$ )

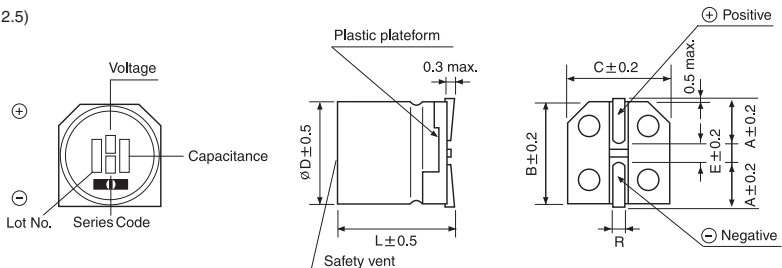


$\varnothing D \times L$	A	B	C	E	R
6.3×5.8	2.4	6.6	6.6	2.2	0.5~0.8
6.3×7.7	2.4	6.6	6.6	2.2	0.5~0.8
8×6.2	3.3	8.3	8.3	2.3	0.5~0.8
8×10	2.9	8.3	8.3	3.1	0.8~1.1
10×10	3.2	10.3	10.3	4.5	0.8~1.1
12.5×13.5	4.6	12.8	12.8	4.5	0.8~1.4

( $\varnothing 8 \times 10, \varnothing 10 \times 10$ )



( $\varnothing 12.5$ )





# SURFACE MOUNT ALUMINUM ELECTROLYTIC CAPACITORS

## CK series

### ● DIMENSIONS & MAXIMUM PERMISSIBLE RIPPLE CURRENT

$\mu\text{F}$ \diagdown WV	6.3			10			16			25			35			50		
10																6.3×5.8	1.0	165
15																6.3×5.8	1.0	165
22																6.3×5.8	1.0	165
33							6.3×5.8	0.44	230	6.3×5.8	0.44	230	6.3×5.8	0.44	230	6.3×7.7	0.68	280
																8×6.2	0.63	300
47				6.3×5.8	0.44	230	6.3×5.8	0.44	230	6.3×5.8	0.44	230	6.3×5.8	0.44	230	6.3×7.7	0.68	280
																8×6.2	0.63	300
68	6.3×5.8	0.44	230	6.3×5.8	0.44	230	6.3×5.8	0.44	230	6.3×5.8	0.44	230	6.3×7.7	0.34	280	8×10	0.34	450
													8×6.2	0.38	300			
100	6.3×5.8	0.44	230	6.3×5.8	0.44	230	6.3×5.8	0.44	230	6.3×7.7	0.34	280	8×10	0.17	450	10×10	0.18	670
										8×6.2	0.26	300						
150	6.3×5.8	0.44	230	6.3×5.8	0.44	230	6.3×7.7	0.34	280	8×10	0.17	450	8×10	0.17	450			
							8×6.2	0.26	300									
220	6.3×5.8	0.44	230	6.3×7.7	0.34	280	6.3×7.7	0.34	280	8×10	0.17	450	10×10	0.09	670			
				8×6.2	0.26	300	8×6.2	0.26	300									
330	6.3×7.7	0.34	280	8×10	0.17	450	8×10	0.17	450	10×10	0.15	670						
	8×6.2	0.26	300															
470	8×10	0.17	450	8×10	0.17	450	10×10	0.09	670									
680	8×10	0.17	450	10×10	0.09	670												
1000	10×10	0.09	670															
1500	10×10	0.09	670															

$\mu\text{F}$ \diagdown WV	63			80			100		
10	6.3×5.8	2.8	80	6.3×7.7	2.4	60			
22	6.3×7.7	2.1	120	8×10	1.3	130	8×10	2.0	130
33	8×10	1.0	250	8×10	1.3	130	10×10	1.5	200
47	8×10	1.0	250	10×10	1.2	200	12.5×13.5	1.0	500
68	10×10	0.8	400	12.5×13.5	0.8	500	12.5×13.5	1.0	500
100	10×10	0.8	400	12.5×13.5	0.8	500			
150	12.5×13.5	0.6	800	12.5×13.5	0.8	500			
220	12.5×13.5	0.6	800						

↑ ↑ ↑  
 Ripple current (mA rms) at 105°C, 100kHz  
 Impedance ( $\Omega$ ) at 20°C, 100kHz  
 Case size  $\varnothing D \times L$  (mm)

### ● FREQUENCY COEFFICIENT OF PERMISSIBLE RIPPLE CURRENT

Frequency	50Hz	120Hz	300Hz	1kHz	10kHz $\leq$
Coefficient	0.35	0.5	0.64	0.83	1.00

CHIP TYPES

## X-ON Electronics

Largest Supplier of Electrical and Electronic Components

*Click to view similar products for [Samwha manufacturer](#):*

Other Similar products are found below :

[RD1V227M0811MPF](#) [RD1H475M05011PA](#) [CQ3225X7R225K101NRL](#) [CS3216X7S475K250NRI](#) [RD1E477M1012M](#) [RD1V107M6L011PA](#)  
[CS4532X7R106K250NRL](#) [CS3216Y5V106Z350NRI](#) [CS2012X7R474K500NRE](#) [CS2012X5R106K160NRE](#) [CS3216X7R106K160NRI](#)  
[GL2W338M76110SB](#) [RD1A228M10020PA](#) [RD1E106M05011PA](#) [RD1C108M10016PA](#) [RD2A107M10016BB180](#)  
[CS3225X7S475K101NRK](#) [CS1608X7T105K250NRB](#) [CS2012X7R104K500NRB](#) [SD1C107M05011PC](#) [CS3216X7T106K160NRI](#)  
[RD1H336M05011PA](#) [SD2A475M05011BB](#) [DB5U307W35050HA](#) [SD1E228M12025PL180](#) [CS3216X7T106K250NRI](#) [RD1J227M10016PA](#)  
[RD2A687M1631MBB](#) [CS3225X7T226M160NRL](#) [CS2012X7T475K250NRE](#) [CS3225X5R226K100NRL](#) [SD1E227M0811MPG180](#)  
[RD1H107M0811MPF](#) [SD1C478M16025BB101](#) [RD1J476M6L011PC380](#) [CS3216X7R226M160NRI](#) [GL2W478M76150SB](#)  
[GT2W478M76160SB](#) [CS3225X7R226M160NRL](#) [CS1608X7R222K500NRB](#) [CS3216X5R106K250NRI](#) [GT2A229M51100SB](#)  
[RD1C477M0811MPG18P](#) [SD1J226M05011PC](#) [RD1H226M05011PA](#) [RD1C227M6L011PA](#) [CS2012X7R106K6R3NRE](#)  
[DH5U128W60074TH](#) [CS3225X5R226M250NRL](#) [CS3225X5R226M100NRL](#)