


SURFACE MOUNT ALUMINUM ELECTROLYTIC CAPACITORS

CM Chip type, Extremely Low Impedance
Long Life Series

IZI Low Impedance **S** Solvent Proof



- Chip type, low impedance temperature range up to 105°C
- Designed for surface mounting on high density PC board
- Applicable to automatic insertion machine using carrier tape
- Complied to the RoHS directive

CD → **CM**
Long life

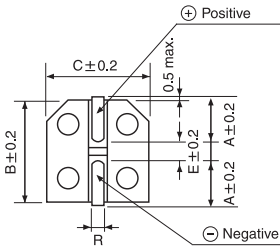
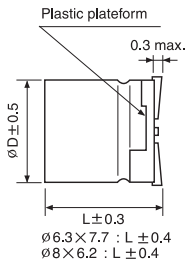
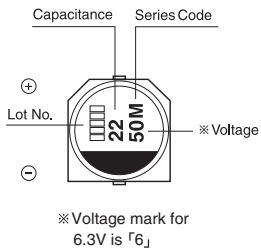
Item	Characteristics							
Operating temperature range	-55 ~ +105°C							
Leakage current max.	I = 0.01CV or 3μA whichever is greater (after 2 minutes)							
Capacitance tolerance	±20% at 120Hz, 20°C							
Dissipation factor max. (at 120Hz, 20°C)	WV	6.3	10	16	25	35	50	63 ~ 100
	tanδ	0.26	0.19	0.16	0.14	0.13	0.12	0.10
Low temperature characteristics (Impedance ratio at 120Hz)	WV	6.3	10	16	25	35	50 ~ 100	
	Z-25°C/Z+20°C	2	2	2	2	2	2	
	Z-55°C/Z+20°C	4	4	4	3	3	3	
Load life (after application of the rated voltage for 5000 hours at 105°C)	Leakage current	Less than specified value						
	Capacitance change	Within ±30% of initial value						
	tanδ	Less than 250% of specified value						
	Life time	∅D ≤ 6.3, ∅8 × 6.2mmL			∅D ≥ 8			
Shelf life (at 105°C)	After 1000 hours no load test, leakage current, capacitance and tanδ are same as load life value. The measurement shall be performed at 20°C by the KS C IEC 60384 - 4							
	The following specifications shall be satisfied when the capacitors are restored to 20°C after exposing them at 250°C for 10 seconds.							
Resistance to soldering heat	Leakage current	Less than specified value						
	Capacitance change	Within ±10% of initial value						
	tanδ	Less than specified value						

● DRAWING

Unit : mm

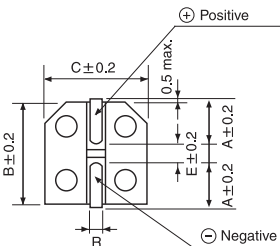
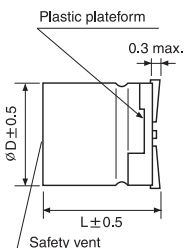
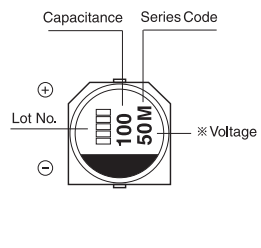
-Series code of CM is "M"

(∅6.3, ∅8 × 6.2)

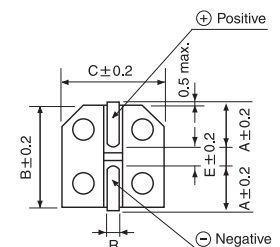
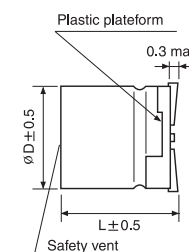
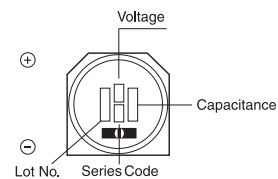


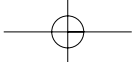
∅D × L	A	B	C	E	R
6.3 × 5.8	2.4	6.6	6.6	2.2	0.5~0.8
6.3 × 7.7	2.4	6.6	6.6	2.2	0.5~0.8
8 × 6.2	3.3	8.3	8.3	2.3	0.5~0.8
8 × 10	2.9	8.3	8.3	3.1	0.8~1.1
10 × 10	3.2	10.3	10.3	4.5	0.8~1.1
12.5 × 13.5	4.6	12.8	12.8	4.5	0.8~1.4

(∅8 × 10, ∅10 × 10)



(∅12.5)





SURFACE MOUNT ALUMINUM ELECTROLYTIC CAPACITORS



CM series

● DIMENSIONS & MAXIMUM PERMISSIBLE RIPPLE CURRENT

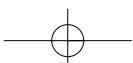
μF \diagdown WV	6.3			10			16			25			35			50		
10																6.3×5.8	1.00	170
15																6.3×5.8	0.86	170
22																6.3×5.8	0.86	170
33							6.3×5.8	0.43	240	6.3×5.8	0.43	240	6.3×5.8	0.50	240	6.3×7.7	0.66	280
																8×6.2	0.63	300
47				6.3×5.8	0.43	240	6.3×5.8	0.43	240	6.3×5.8	0.43	240	6.3×5.8	0.50	240	6.3×7.7	0.66	280
																8×6.2	0.63	300
68	6.3×5.8	0.43	240	6.3×5.8	0.39	240	6.3×5.8	0.39	240	6.3×5.8	0.39	240	6.3×7.7	0.32	290	8×10	0.32	350
100	6.3×5.8	0.43	240	6.3×5.8	0.39	240	6.3×5.8	0.39	240	6.3×7.7	0.32	290	8×10	0.16	600	10×10	0.2	700
										8×6.2	0.26	300						
150	6.3×5.8	0.43	240	6.3×5.8	0.39	240	6.3×7.7	0.32	290	8×10	0.16	600	8×10	0.16	600			
220	6.3×5.8	0.43	240	6.3×7.7	0.36	290	6.3×7.7	0.32	290	8×10	0.16	600	10×10	0.08	850			
				8×6.2	0.26	300	8×6.2	0.26	300									
330	6.3×7.7	0.32	290	8×10	0.16	600	8×10	0.16	600	10×10	0.1	850						
	8×6.2	0.26	300															
470	8×10	0.16	600	8×10	0.16	600	10×10	0.08	850	← Ripple current (mA rms) at 105°C, 100kHz								
680	8×10	0.16	600	10×10	0.08	850	↑ Impedance (Ω) at 20°C, 100kHz											
1000	10×10	0.08	850	↑ Case size $\varnothing D \times L$ (mm)														

CHIP TYPES

μF \diagdown WV	63			80			100		
10	6.3×7.7	2.1	80	6.3×7.7	2.4	60	8×10	2	100
22	6.3×7.7	2.1	120	8×10	1.3	130	8×10	2	140
33	8×10	1.0	250	8×10	1.3	130	10×10	1.5	330
47	8×10	1.0	250	10×10	1.0	200	12.5×13.5	1.0	500
68	10×10	0.8	400	12.5×13.5	0.8	500	12.5×13.5	1.0	500
100	10×10	0.8	400	12.5×13.5	0.8	500			
150	12.5×13.5	0.6	800	12.5×13.5	0.8	500			
220	12.5×13.5	0.6	800						

● FREQUENCY COEFFICIENT OF PERMISSIBLE RIPPLE CURRENT

Frequency	50Hz	120Hz	300Hz	1kHz	10kHz \leq
Coefficient	0.35	0.5	0.64	0.83	1.00



X-ON Electronics

Largest Supplier of Electrical and Electronic Components

Click to view similar products for [Samwha manufacturer](#):

Other Similar products are found below :

[BK2D685M1012MBB](#) [BK2E336M12025BB](#) [BK2G105M1012MBB](#) [BK2G155M1012MBB](#) [BK2G226M12020BB](#) [BK2G335M10016BB](#)
[BK2G475M10016BB](#) [BK2V226M12025BB](#) [BL2G226M12025BB](#) [BL2W475M10016BB](#) [CA1C476M6L006VR](#) [CA1E337M10010VR](#)
[CA1V227M10010VR](#) [CD1V107M08010VR](#) [CE-1000/63PHT](#) [CK0J107M6L006VR](#) [CK1A107M6L005VR](#) [CK1H227M10010VR](#)
[CK1V476M6L006VR200](#) [CM1C107M6L006VR](#) [CM1C227M0806BVR](#) [CM1V476M6L006VR](#) [CPI2012NHL2R2MT](#) [CPI2520NHL100ME](#)
[CQ1608C0G221J500NRB](#) [CQ1608X7R104K250NRB](#) [CQ1608X7R104K500NRB](#) [CQ2012X7R104K101ARE](#) [CQ2012X7S105K160NRE](#)
[CQ2012X7S106K160NRE](#) [CQ2012X7T225K500ARE](#) [CQ3216X7R475K500NRI](#) [CQ3225X7R106K500NRL](#) [CQ3225X7R225K101ARK](#)
[CQ3225X7R225K101NRL](#) [CQ3225X7R475K101NRK](#) [CS1005X5R105K250NR](#) [CS1005X5R105K6R3NR](#) [CS1005X5R224K100NR](#)
[CS1005X5R334K100NR](#) [CS1005X5R334K6R3NR](#) [CS1005X5R474K100NR](#) [CS1005X7R104K500NR](#) [CS1005Y5V104Z250NR](#)
[CS1608C0G102J500NRB](#) [CS1608X5R105K160NRB](#) [CS1608X5R105K250NRB](#) [CS1608X5R106M160NRB](#) [CS1608X5R225K100NRB](#)
[CS1608X5R225K6R3NRB](#)