

CHIP POWER INDUCTORS

CPI1608NHQ Series

❖ Features

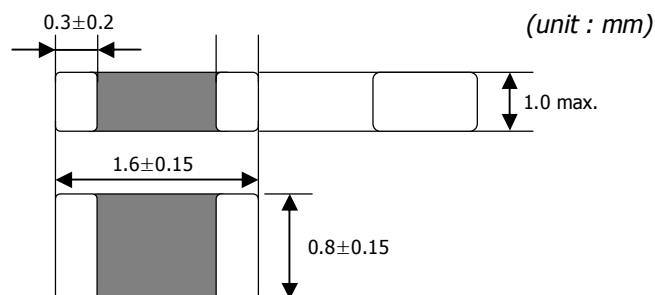
- Small size (1.6 mm x 0.8 mm, 1.0 mm height)
- Large rated current (0.8A @ 1.0uH)
- Magnetically shielded
- High efficiency (Inductive Energy)
- Fast mounting speed
- RoHS compliant

❖ Applications

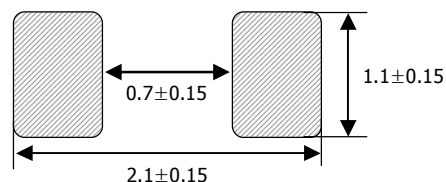
- DC-DC converter circuits for mobile equipment

❖ Characteristics

❖ Dimensions & Land pattern

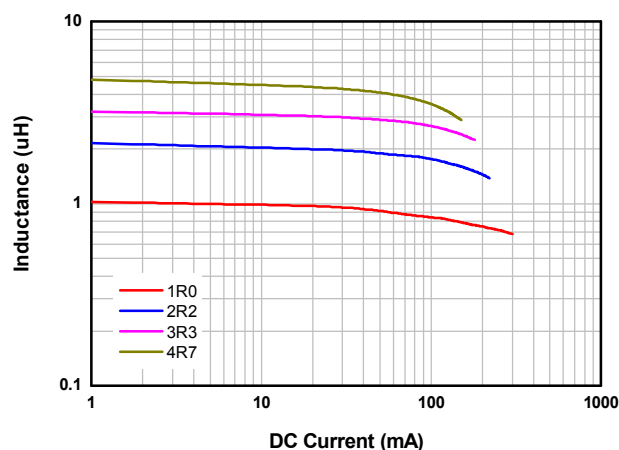


Recommend land pattern

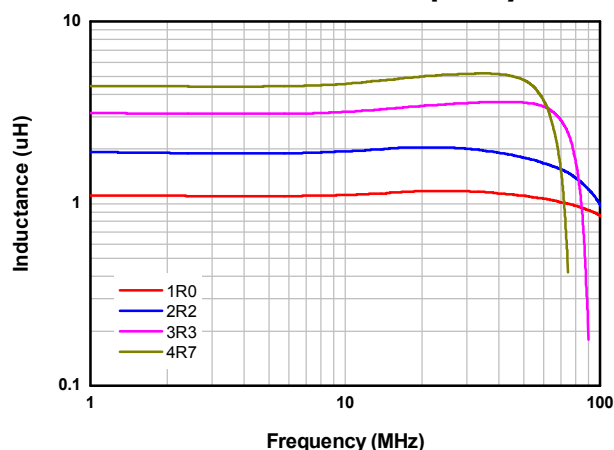


Part Number	Inductance at 1 MHz		DC Resistance		Rated Current (A) $\Delta T=40\text{deg.C}$
	(μH)	Tolerance	(Ω)	Tolerance	
CPI1608NHQ1R0MT	1.0	$\pm 20\%$	0.20	$\pm 30\%$	0.80
CPI1608NHQ2R2MT	2.2		0.35		0.70
CPI1608NHQ3R3MT	3.3		0.50		0.65
CPI1608NHQ4R7MT	4.7		0.60		0.60

Inductance vs. DC Current



Inductance vs. Frequency



This description in the this catalogue is subject to change without notice

CPI2012NHL Series

❖ Features

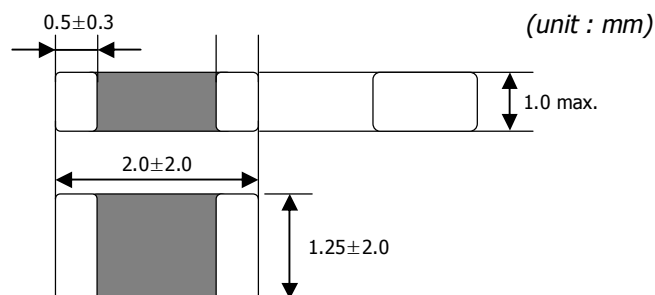
- Small size (2.0 mm x 1.25 mm, 1.0 mm height)
- Large rated current ($I_{dc_1.5A}$ @ 1.0uH)
- Magnetically shielded
- High efficiency (Inductive Energy)
- Fast mounting speed
- RoHS compliant

❖ Applications

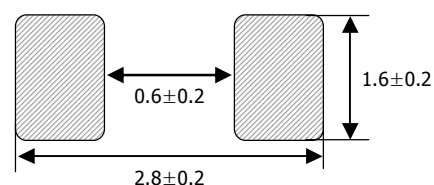
- DC-DC converter circuits for mobile equipment

❖ Characteristics

❖ Dimensions & Land pattern

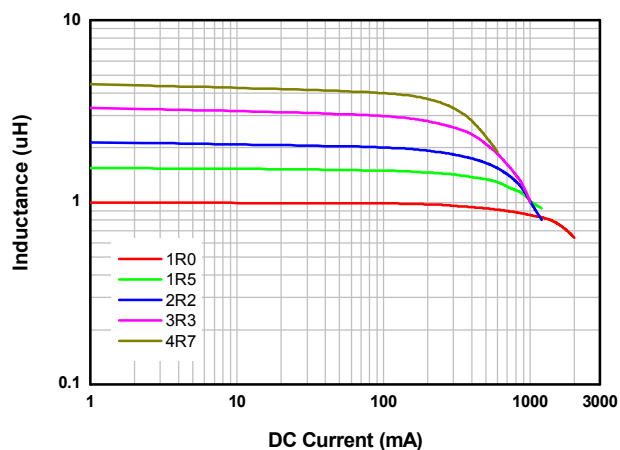


Recommend land pattern

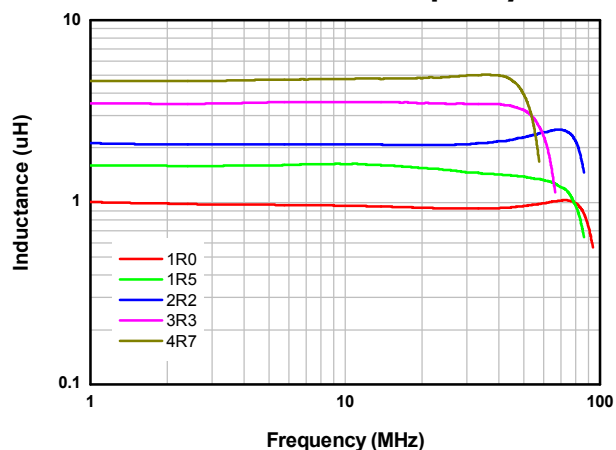


Part Number	Inductance at 1 MHz		DC Resistance		Rated Current (A) $\Delta T=40\text{deg.C}$
	(μH)	Tolerance	(Ω)	Tolerance	
CPI2012NHL1R0ME	1.0	$\pm 20\%$	0.18	$\pm 30\%$	1.00
CPI2012NHL1R5ME	1.5		0.20		0.90
CPI2012NHL2R2ME	2.2		0.23		0.80
CPI2012NHL3R3ME	3.3		0.23		0.80
CPI2012NHL4R7ME	4.7		0.23		0.80

Inductance vs. DC Current



Inductance vs. Frequency



This description in the this catalogue is subject to change without notice

CHIP POWER INDUCTORS

CPI2016NHL Series

❖ Features

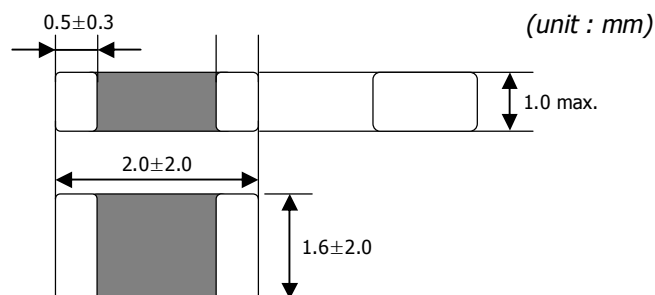
- Small size (2.0 mm x 1.6 mm, 1.0 mm height)
- Large rated current (1.3A @ 1.0uH)
- Magnetically shielded
- High efficiency (Inductive Energy)
- Fast mounting speed
- RoHS compliant

❖ Applications

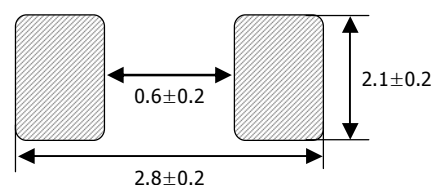
- DC-DC converter circuits for mobile equipment

❖ Characteristics

❖ Dimensions & Land pattern

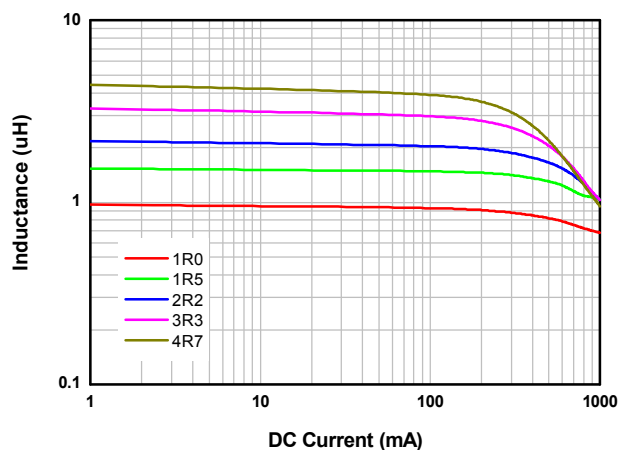


Recommend land pattern

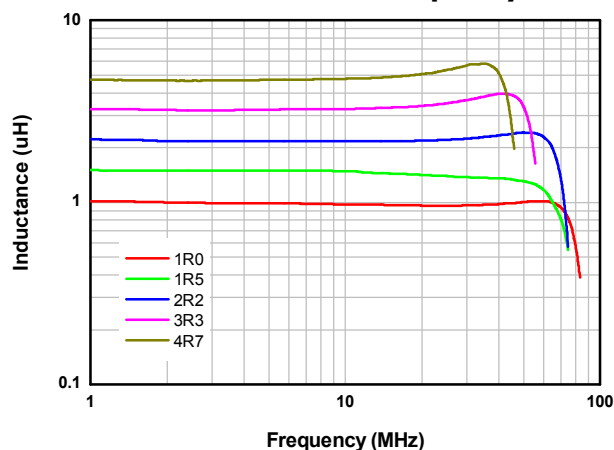


Part Number	Inductance at 1 MHz		DC Resistance		Rated Current (A) $\Delta T=40\text{deg.C}$
	(μH)	Tolerance	(Ω)	Tolerance	
CPI2016NHL1R0ME	1.0	$\pm 20\%$	0.12	$\pm 30\%$	1.30
CPI2016NHL1R5ME	1.5		0.12		1.30
CPI2016NHL2R2ME	2.2		0.14		1.20
CPI2016NHL3R3ME	3.3		0.18		1.00
CPI2016NHL4R7ME	4.7		0.23		0.90

Inductance vs. DC Current



Inductance vs. Frequency



This description in the this catalogue is subject to change without notice

CHIP POWER INDUCTORS

CPI2520NHL Series

❖ Features

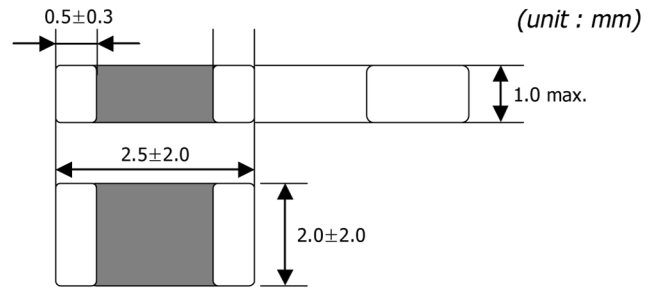
- Small size (2.5mm x 2.0 mm, 1.0 mm height)
- Large rated current (Idc_1.6A @ 1.0uH)
- Magnetically shielded
- High efficiency (Inductive Energy)
- Fast mounting speed
- RoHS compliant

❖ Applications

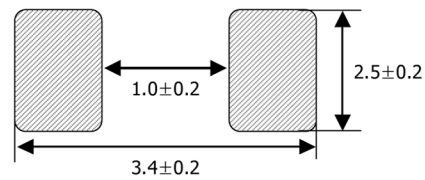
- DC-DC converter circuits for mobile equipment

❖ Characteristics

❖ Dimensions & Land pattern

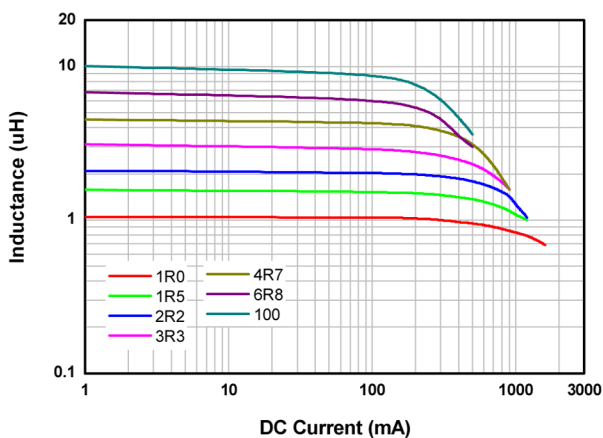


Recommend land pattern

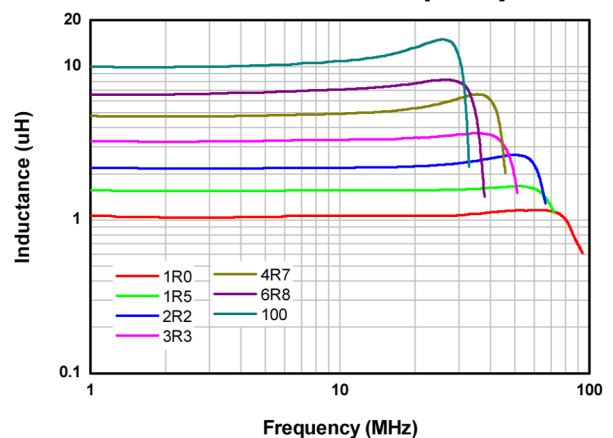


Part Number	Inductance at 1 MHz		DC Resistance		Rated Current (A) ΔT=40deg.C
	(μH)	Tolerance	(Ω)	Tolerance	
CPI2520NHL1R0ME	1.0	± 20%	0.10	± 30%	1.50
CPI2520NHL1R5ME	1.5		0.12		1.40
CPI2520NHL2R2ME	2.2		0.14		1.30
CPI2520NHL3R3ME	3.3		0.18		1.20
CPI2520NHL4R7ME	4.7		0.23		1.00
CPI2520NHL6R8ME	6.8		0.25		0.90
CPI2520NHL100ME	10		0.30		0.80

Inductance vs. DC Current



Inductance vs. Frequency



This description in the this catalogue is subject to change without notice

CHIP POWER INDUCTORS

CPI2520NLL Series

❖ Features

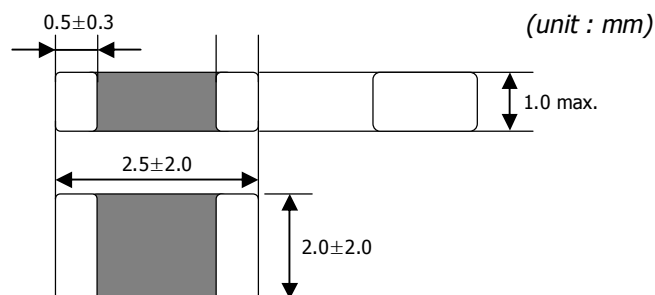
- Small size (2.5 mm x 2.0 mm, 1.0 mm height)
- Large rated current (1.5A @ 1.0uH)
- Magnetically shielded
- High efficiency (Inductive Energy)
- Fast mounting speed
- RoHS compliant

❖ Applications

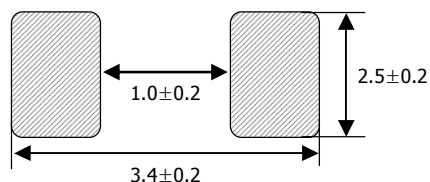
- DC-DC converter circuits for mobile equipment

❖ Characteristics

❖ Dimensions & Land pattern

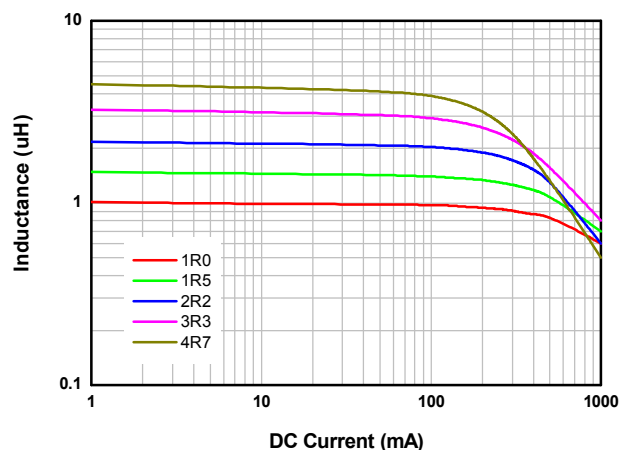


Recommend land pattern

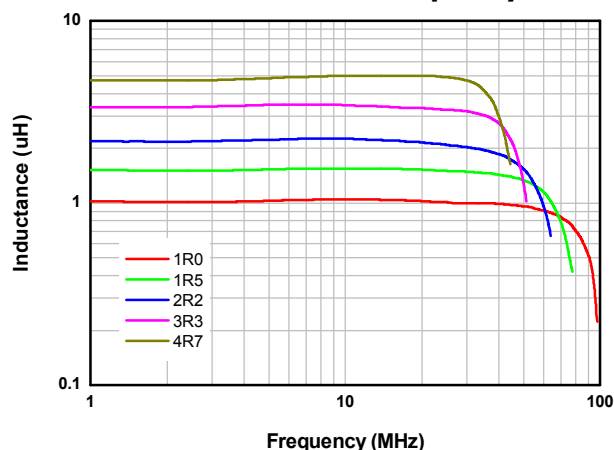


Part Number	Inductance at 1 MHz		DC Resistance		Rated Current (A) $\Delta T=40\text{deg.C}$
	(μH)	Tolerance	(Ω)	Tolerance	
CPI2520NLL1R0ME	1.0	$\pm 20\%$	0.07	$\pm 30\%$	1.5
CPI2520NLL1R5ME	1.5		0.07		1.5
CPI2520NLL2R2ME	2.2		0.08		1.3
CPI2520NLL3R3ME	3.3		0.10		1.2
CPI2520NLL4R7ME	4.7		0.12		1.1

Inductance vs. DC Current



Inductance vs. Frequency



This description in the this catalogue is subject to change without notice

CHIP POWER INDUCTORS

CPI3216SHL Series

❖ Features

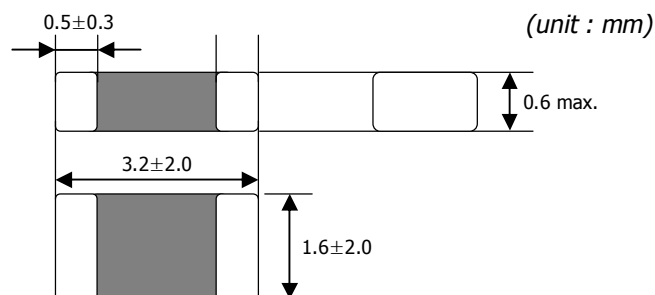
- Small size (3.2mm x 1.6 mm, 0.6 mm height)
- Large rated current (1.0A @ 2.2uH)
- Magnetically shielded
- High efficiency (Inductive Energy)
- Fast mounting speed
- RoHS compliant

❖ Applications

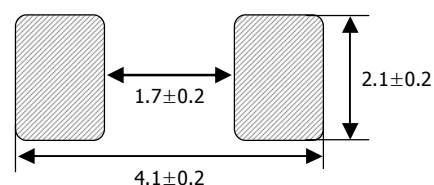
- DC-DC converter circuits for mobile equipment

❖ Characteristics

❖ Dimensions & Land pattern

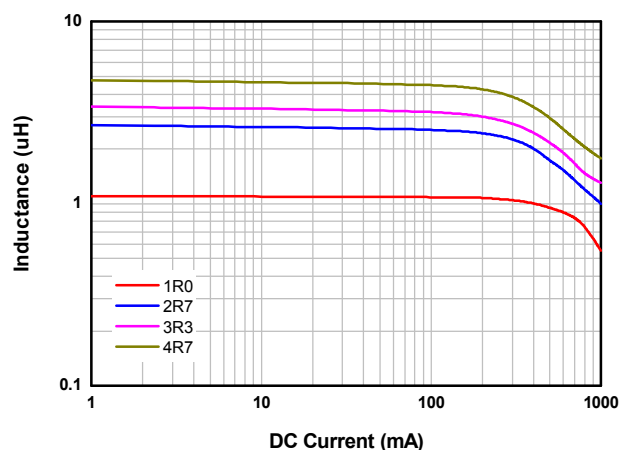


Recommend land pattern

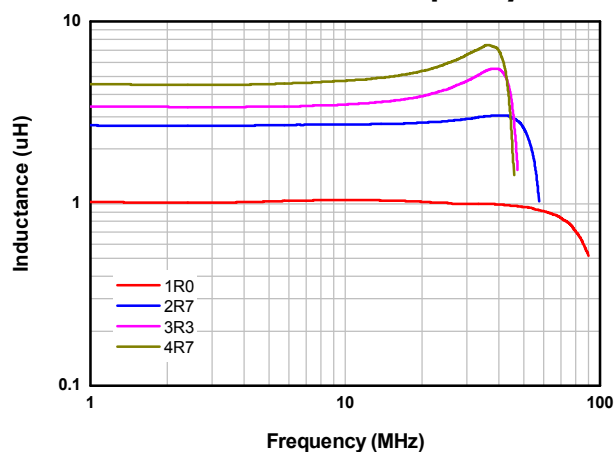


Part Number	Inductance at 1 MHz		DC Resistance		Rated Current (A) $\Delta T=40\text{deg.C}$
	(μH)	Tolerance	(Ω)	Tolerance	
CPI3216SHL1R0ME	1.0	$\pm 20\%$	0.18	$\pm 30\%$	1.1
CPI3216SHL2R7ME	2.7		0.20		1.0
CPI3216SHL3R3ME	3.3		0.25		0.9
CPI3216SHL4R7ME	4.7		0.35		0.7

Inductance vs. DC Current



Inductance vs. Frequency



This description in the this catalogue is subject to change without notice

CHIP POWER INDUCTORS

CPI3225NHL Series

❖ Features

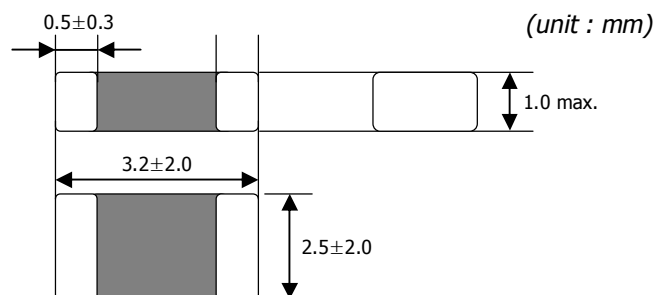
- Small size (3.2mm x 2.5 mm, 1.0 mm height)
- Large rated current (1.3A @ 1.0uH)
- Magnetically shielded
- High efficiency (Inductive Energy)
- Fast mounting speed
- RoHS compliant

❖ Applications

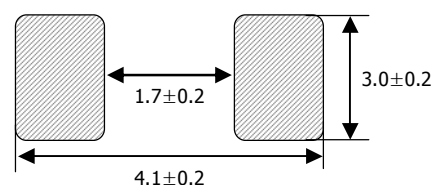
- DC-DC converter circuits for mobile equipment

❖ Characteristics

❖ Dimensions & Land pattern

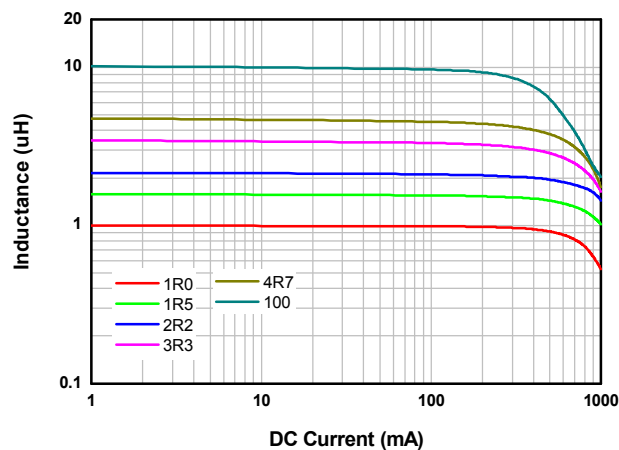


Recommend land pattern

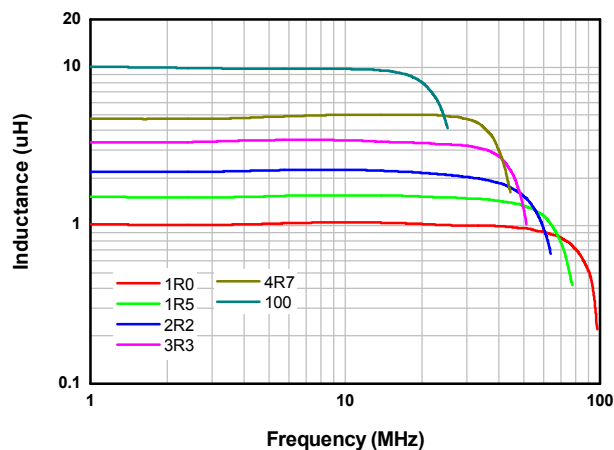


Part Number	Inductance at 1 MHz		DC Resistance		Rated Current (A) $\Delta T=40\text{deg.C}$
	(μH)	Tolerance	(Ω)	Tolerance	
CPI3225NHL1R0ME	1.0	$\pm 20\%$	0.10	$\pm 30\%$	1.3
CPI3225NHL1R5ME	1.5		0.12		1.3
CPI3225NHL2R2ME	2.2		0.15		1.2
CPI3225NHL3R3ME	3.3		0.17		1.1
CPI3225NHL4R7ME	4.7		0.20		1.0
CPI3225NHL100ME	10		0.35		0.8

Inductance vs. DC Current



Inductance vs. Frequency



This description in the this catalogue is subject to change without notice

CHIP POWER INDUCTORS

CPI3225NLL Series

❖ Features

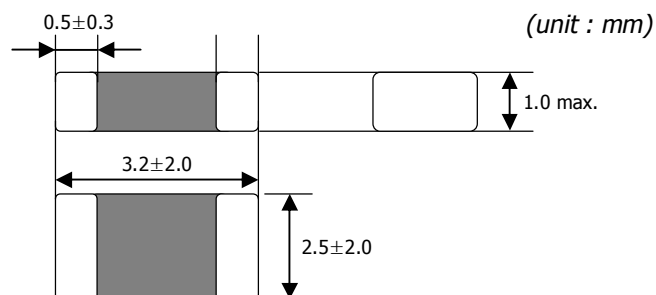
- Small size (3.2mm x 2.5 mm, 1.0 mm height)
- Large rated current (1.5A @ 1.0uH)
- Magnetically shielded
- High efficiency (Inductive Energy)
- Fast mounting speed
- RoHS compliant

❖ Applications

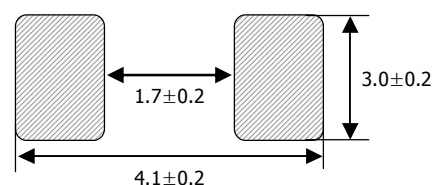
- DC-DC converter circuits for mobile equipment

❖ Characteristics

❖ Dimensions & Land pattern

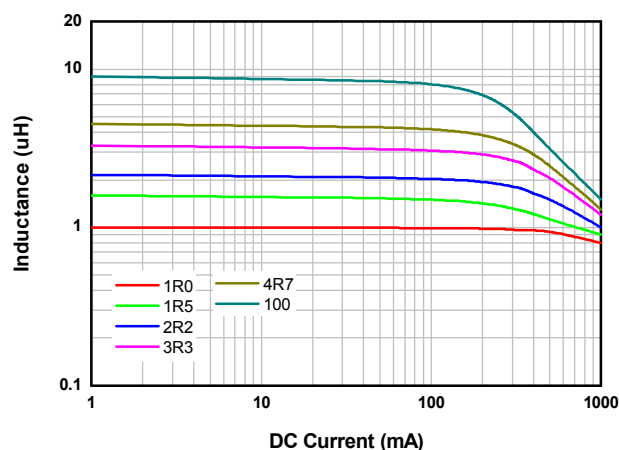


Recommend land pattern

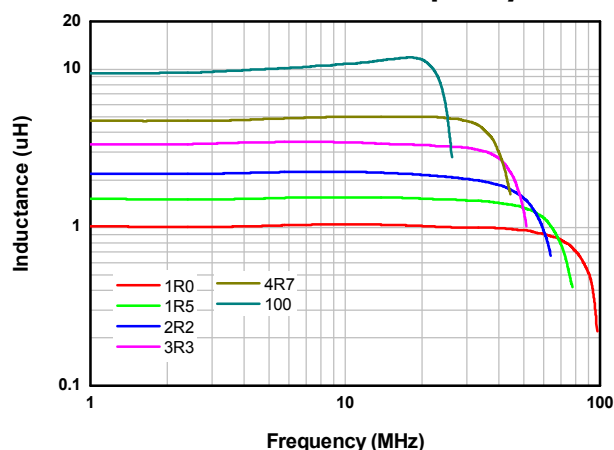


Part Number	Inductance at 1 MHz		DC Resistance		Rated Current (A) $\Delta T=40\text{deg.C}$
	(μH)	Tolerance	(Ω)	Tolerance	
CPI3225NLL1R0ME	1.0	$\pm 20\%$	0.07	$\pm 30\%$	1.5
CPI3225NLL1R5ME	1.5		0.07		1.5
CPI3225NLL2R2ME	2.2		0.08		1.3
CPI3225NLL3R3ME	3.3		0.09		1.2
CPI3225NLL4R7ME	4.7		0.10		1.1
CPI3225NLL100ME	10		0.16		0.9

Inductance vs. DC Current



Inductance vs. Frequency



This description in the this catalogue is subject to change without notice

X-ON Electronics

Largest Supplier of Electrical and Electronic Components

Click to view similar products for [Fixed Inductors](#) category:

Click to view products by [Samwha](#) manufacturer:

Other Similar products are found below :

[CR32NP-100KC](#) [CR54NP-470LC](#) [70F224AI](#) [MGDQ4-00004-P](#) [MHQ1005P10NJ](#) [MHQ1005P1N0S](#) [MHQ1005P2N4S](#) [MHQ1005P3N6S](#)
[MHQ1005P5N1S](#) [MHQ1005P8N2J](#) [PE-53601NL](#) [PE-53602NL](#) [PG0936.113NLT](#) [9220-20](#) [9310-16](#) [PM06-2N7](#) [PM06-39NJ](#) [A01TK](#)
[1206CS-471XJ](#) [HC2-R47-R](#) [HC8-1R2-R](#) [HCF1305-3R3-R](#) [1206CS-151XG](#) [RCH664NP-140L](#) [RCH664NP-4R7M](#) [RCP1317NP-391L](#)
[RCR110DNP-331L](#) [DH2280-4R7M](#) [DS1608C-106](#) [B10TJ](#) [B82498B3101J000](#) [ELJ-RE27NJF2](#) [1812CS-153XJ](#) [1812CS-183XJ](#) [1812CS-](#)
[223XJ](#) [1812LS-104XJ](#) [1812LS-105XJ](#) [1812LS-124XJ](#) [1812LS-154XJ](#) [1812LS-223XJ](#) [1812LS-224XJ](#) [1812LS-563XJ](#) [1812LS-683XJ](#)
[1812LS-824XJ](#) [NIN-FB101JTR110F](#) [NIN-FB471JTR62F](#) [NIN-FC1R5JTR220F](#) [NIN-HCR15JTRF](#) [NIN-HCR33JTRF](#) [NIN-HDR22JTRF](#)