


MINIATURE ALUMINUM ELECTROLYTIC CAPACITORS



WL Low Impedance Series



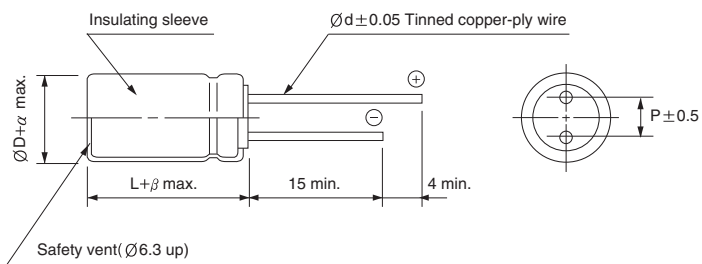
- Wide voltage compared with RZ series
- Operating temperature range of -40 ~ +105°C
- Low impedance at high frequency
- High reliability withstanding 5000 hours load life at 105°C
- For E-meter
- Complied to the RoHS directive



Item	Characteristics										
Operating temperature range	WV	6.3 ~ 450									
	Temperature range	-40 ~ +105°C									
Leakage current max.	WV ≤ 100	WV > 100									
	I = 0.01CV or 3μA whichever is greater (after 2 min.) I = 0.03CV or 4μA whichever is greater (after 1 min.)										
Capacitance tolerance	±20% at 120Hz, 20°C										
Dissipation factor max. (at 120Hz, 20°C)	Capacitance > 1000μF : tanδ increases by 0.02 for each 1000μF from below value.										
	WV	6.3	10	16	25	35	50	63	100	160~250	350~500
tanδ	0.22	0.19	0.16	0.14	0.12	0.10	0.09	0.08	0.15	0.20	
Low temperature characteristics (Impedance ratio at 120Hz)	WV	6.3	10	16	25 ~ 100	160 ~ 250	350 ~ 450	500			
	Z-25°C/Z+20°C	4	3	2	2	3	6	8			
	Z-40°C/Z+20°C	8	6	4	3	4	10	-			
Load life	After an application of DC bias voltage plus the rated AC ripple current for 5000 hours at 105°C. The measurement shall meet the following limits. The DC voltage plus the peak AC voltage combined must not exceed the rated voltage.										
	Leakage current	Less than specified value									
	Capacitance change	Within ±25% of initial value									
	tanδ	Less than 200% of specified value									
	Life time	ØD = 5, 6.3			ØD = 8			ØD ≥ 10			
	WV ≤ 100	2000 hours			3000 hours			5000 hours			
WV > 100	2000 hours										
Shelf life (at 105°C)	After 1000 hours no load test, leakage current, capacitance and tanδ are same as load life value. The measurement shall be performed at 20°C by the KS C IEC 60384 - 4										

● DRAWING

Unit : mm

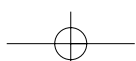


ØD	5	6.3	8	10	12.5	16	18	20	22
P	2.0	2.5	3.5	5.0	5.0	7.5	7.5	10.0	10.0
Ød	0.5	0.5	0.6	0.6	0.6	0.8	0.8	0.8	1.0
α	0.5							1.0	
β	1.5		2.0				3.0		

MINIATURE TYPES

● FREQUENCY COEFFICIENT OF PERMISSIBLE RIPPLE CURRENT

μF \ Frequency	120Hz	1kHz	10kHz	50kHz	100kHz ≤
~ 33	0.40	0.65	0.82	0.91	1.00
39 ~ 270	0.50	0.70	0.84	0.92	1.00
330 ~ 680	0.55	0.75	0.86	0.93	1.00
820 ~ 1800	0.60	0.80	0.88	0.94	1.00
2200 ~	0.70	0.85	0.90	0.95	1.00



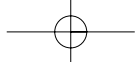
MINIATURE ALUMINUM ELECTROLYTIC CAPACITORS

WL series

● DIMENSIONS & MAXIMUM PERMISSIBLE RIPPLE CURRENT

WV Item μF	6.3			10			16			25		
	ØD×L (mm)	Impedance (Ω)max. 20°C 100kHz	Ripple current (mA rms) 105°C 100kHz	ØD×L (mm)	Impedance (Ω)max. 20°C 100kHz	Ripple current (mA rms) 105°C 100kHz	ØD×L (mm)	Impedance (Ω)max. 20°C 100kHz	Ripple current (mA rms) 105°C 100kHz	ØD×L (mm)	Impedance (Ω)max. 20°C 100kHz	Ripple current (mA rms) 105°C 100kHz
10							5×11	0.90	180	5×11	0.90	180
22	5×11	0.70	180	5×11	0.70	180	5×11	0.70	180	5×11	0.70	180
33	5×11	0.70	180	5×11	0.70	180	5×11	0.70	180	5×11	0.70	180
47	5×11	0.65	180	5×11	0.65	180	5×11	0.65	180	5×11	0.65	180
100	5×11	0.65	180	5×11	0.65	180	6.3×11	0.30	280	6.3×11	0.30	280
150	6.3×11	0.30	280	6.3×11	0.30	280	6.3×11	0.30	280	8×11.5	0.20	450
220	6.3×11	0.30	280	6.3×11	0.30	280	8×11.5	0.14	450	8×11.5	0.20	450
330	6.3×11	0.30	280	8×11.5	0.14	450	8×11.5	0.14	450	10×12.5	0.10	660
470	8×11.5	0.14	450	8×11.5	0.14	450	10×12.5	0.10	660	10×16	0.080	850
680	10×12.5	0.10	660	10×12.5	0.10	660	10×16	0.080	850	10×20	0.054	1100
1000	10×12.5	0.10	660	10×16	0.080	850	10×20	0.054	1100	12.5×20	0.050	1400
1500	10×20	0.054	1100	10×20	0.054	1100	12.5×20	0.050	1400	16×20	0.030	2100
2200	12.5×20	0.050	1400	12.5×20	0.050	1400	12.5×25	0.038	1700	16×25	0.030	2100
3300	12.5×20	0.050	1400	12.5×25	0.038	1700	16×25	0.030	2100	16×31.5	0.025	2600
4700	16×25	0.030	2100	16×25	0.030	2100	16×31.5	0.025	2600	18×35.5	0.022	3000
6800	16×25	0.030	2100	16×31.5	0.025	2600	18×35.5	0.022	3000			
10000	16×31.5	0.025	2600	18×35.5	0.022	3000						
15000	18×35.5	0.022	3000									

WV Item μF	35			50			63			100		
	ØD×L (mm)	Impedance (Ω)max. 20°C 100kHz	Ripple current (mA rms) 105°C 100kHz	ØD×L (mm)	Impedance (Ω)max. 20°C 100kHz	Ripple current (mA rms) 105°C 100kHz	ØD×L (mm)	Impedance (Ω)max. 20°C 100kHz	Ripple current (mA rms) 105°C 100kHz	ØD×L (mm)	Impedance (Ω)max. 20°C 100kHz	Ripple current (mA rms) 105°C 100kHz
1.0				5×11	3.0	40						
2.2				5×11	3.0	55				5×11	2.5	52
3.3				5×11	2.6	65	5×11	2.0	64	5×11	2.5	64
4.7	5×11	0.90	180	5×11	2.3	90	5×11	2.0	76	5×11	2.5	76
10	5×11	0.90	180	5×11	1.4	120	5×11	2.0	111	6.3×11	1.0	128
22	5×11	0.70	180	5×11	1.2	150	6.3×11	0.60	190	8×11.5	0.60	224
33	5×11	0.65	180	6.3×11	0.60	200	6.3×11	0.60	233	10×12.5	0.40	319
47	6.3×11	0.30	280	6.3×11	0.43	250	8×11.5	0.50	328	10×16	0.30	417
100	8×11.5	0.20	450	8×11.5	0.24	340	10×16	0.12	456	12.5×20	0.15	570
150	8×11.5	0.14	450	10×12.5	0.17	490	10×20	0.10	610	12.5×25	0.12	762
220	10×12.5	0.10	660	10×16	0.12	650	10×25	0.090	809	16×25	0.070	1250
330	10×16	0.080	850	10×20	0.10	810	12.5×20	0.085	1036	16×31.5	0.050	1404
470	10×20	0.054	1100	12.5×20	0.085	1100	16×20	0.050	1411	18×40	0.030	1980
680	12.5×20	0.050	1400	12.5×25	0.065	1200	16×25	0.043	1843	18×40	0.030	2050
820	12.5×25	0.045	1500	16×25	0.055	1300	18×25	0.035	1900	18×40	0.030	2215
1000	12.5×25	0.038	1700	16×25	0.043	1600	16×35.5	0.025	1967			
1500	16×25	0.030	2100	16×31.5	0.038	2000						
2200	16×31.5	0.025	2600	18×35.5	0.034	2300						
3300	18×35.5	0.022	3000									



MINIATURE ALUMINUM ELECTROLYTIC CAPACITORS



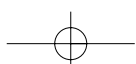
WL series

● DIMENSIONS & MAXIMUM PERMISSIBLE RIPPLE CURRENT

WV Item μF	160		200		250		350	
	∅D×L (mm)	Ripple current (mA rms) 105°C 100kHz	∅D×L (mm)	Ripple current (mA rms) 105°C 100kHz	∅D×L (mm)	Ripple current (mA rms) 105°C 100kHz	∅D×L (mm)	Ripple current (mA rms) 105°C 100kHz
1	6.3×11	45						
10	10×16	230			10×20	300	10×20	180
22	10×20	440	10×20	440	12.5×20	480	12.5×20	270
33	10×20	560	12.5×20	590	12.5×25	630	16×20	600
47	12.5×20	725	12.5×20	780	12.5×25	630	16×25	700
68	12.5×25	950	12.5×25	950	16×25	1000	16×31.5	1100
82					16×25	1100	16×35.5	1130
100	16×25	1280	16×25	1280	16×31.5	1400	18×31.5	1170
120							18×35.5	1200
150	16×31.5	1300	16×25	1500	18×25	1450	18×40	1250
					18×31.5			
220	16×31.5	1500	18×31.5	1700	18×35.5	1485		
					18×40			
330	18×31.5	1700	18×35.5	1900				

WV Item μF	400		420		450		500	
	∅D×L (mm)	Ripple current (mA rms) 105°C 100kHz	∅D×L (mm)	Ripple current (mA rms) 105°C 100kHz	∅D×L (mm)	Ripple current (mA rms) 105°C 100kHz	∅D×L (mm)	Ripple current (mA rms) 105°C 100kHz
3.3					10×20	150		
4.7					12.5×20	200		
10	10×16	176			10×16	230	12.5×20	240
	10×20	180			12.5×25	315	12.5×25	260
22	12.5×25	300			12.5×25	525	12.5×30	420
					16×25	570	16×25	470
33	16×20	600			16×25	600	18×31.5	560
47	16×25	700	16×25	630	16×25	660	16×35.5	650
					16×31.5	720	18×31.5	620
					18×25	720	18×35.5	700
56			16×31.5	740	16×31.5	800	16×40	740
			18×25		18×25	800		
68	16×31.5	1100	16×35.5	810	16×35.5	900	16×45	820
			18×25		18×31.5	900	18×40	900
82	16×35.5	1150	16×40	960	16×40	1115	16×50	1000
			18×31.5	900	18×31.5	1115	18×40	1000
					18×35.5	1200		
100	18×35.5	1200	16×40	1100	16×40	1100	16×50	1250
			18×35.5		18×35.5	1200	20×41	1250
120	18×40	1270	16×50	1250	16×50	1500	22×45	1370
			18×40	1200	18×40	1500		
150	20×41	1380			20×41	1600		

MINIATURE TYPES



X-ON Electronics

Largest Supplier of Electrical and Electronic Components

Click to view similar products for [Aluminium Electrolytic Capacitors - Radial Leaded](#) category:

Click to view products by [Samwha](#) manufacturer:

Other Similar products are found below :

[LXY50VB4.7M-5X11](#) [RFO-100V471MJ7P#](#) [ECE-A1EGE220](#) [B41041A7226M8](#) [B41044A7157M6](#) [NCD681K10KVY5PF](#)

[NEV1000M25EF-BULK](#) [NEV100M35DC](#) [NEV100M63DE](#) [NEV220M25DD-BULK](#) [NEV.33M100AA](#) [NEV4700M50HB](#) [NEV.47M100AA](#)

[NEVH1.0M250AB](#) [NEVH3.3M250BB](#) [NEVH3.3M450CC](#) [KME50VB100M-8X11.5](#) [SG220M1CSA-0407](#) [ES5107M016AE1DA](#)

[ESMG160ETD102MJ16S](#) [ESX472M16B](#) [227RZS050M](#) [476CKH100MSA](#) [477RZS050M](#) [B41793A9108Q1](#) [UVX1V101KPA1FA](#)

[UVX1V222MHA1CA](#) [KME25VB100M-6.3X11](#) [VTL100S10](#) [VTL470S10](#) [VTL470S16A](#) [511D336M250EK5D](#) [052687X](#) [ECE-A1CF471](#)

[NRE-S560M16V6.3X7TBSTF](#) [RGA221M1CTA-0611G](#) [ERZA630VHN182UP54N](#) [UPL1A331MPH](#) [SK035M0100AZS-0611](#)

[NEV1000M6.3DE](#) [NEV100M16CB](#) [NEV100M50DD-BULK](#) [NEV2200M16FF](#) [NEV220M50EE](#) [NEV2.2M50AA](#) [NEV330M63EF](#)

[NEV4700M35HI](#) [NEV4.7M100BA](#) [NEV47M16BA](#) [NEV47M50CB-BULK](#)