


MINIATURE ALUMINUM ELECTROLYTIC CAPACITORS

WT High Temperature, For 125°C Use
Long Life Series

I_{ZI} Low Impedance **S** Solvent Proof



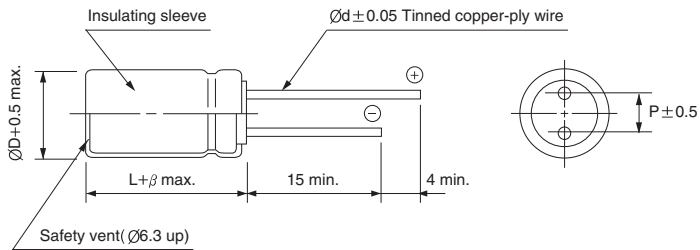
- Load life of 5000 hours at 125°C
- Low impedance at high frequency
- For electronic control unit and other high temperature applications
- Complied to the RoHS directive

RB → **WT**
Long life
Low Imp.

Item	Characteristics																											
Operating temperature range	-40 ~ +125°C																											
Leakage Current max.	$I = 0.03CV$ or $3\mu A$ whichever is greater (after 2 minutes)																											
Capacitance Tolerance	$\pm 20\%$ at 120Hz, 20°C																											
Dissipation Factor max. (at 120Hz, 20°C)	Capacitance > 1000 μF : $\tan\delta$ increases by 0.02 for each 1000 μF from below value.																											
	<table border="1"> <tr> <td>WV</td> <td>6.3</td> <td>10</td> <td>16</td> <td>25</td> <td>35</td> <td>50</td> <td>63</td> <td>100</td> </tr> <tr> <td>$\tan\delta$</td> <td>0.22</td> <td>0.20</td> <td>0.16</td> <td>0.14</td> <td>0.12</td> <td>0.10</td> <td>0.10</td> <td>0.08</td> </tr> </table>	WV	6.3	10	16	25	35	50	63	100	$\tan\delta$	0.22	0.20	0.16	0.14	0.12	0.10	0.10	0.08									
WV	6.3	10	16	25	35	50	63	100																				
$\tan\delta$	0.22	0.20	0.16	0.14	0.12	0.10	0.10	0.08																				
Low temperature characteristics (Impedance ratio at 120Hz)	<table border="1"> <tr> <td>WV</td> <td>6.3</td> <td>10</td> <td>16</td> <td>25</td> <td>35</td> <td>50</td> <td>63</td> <td>100</td> </tr> <tr> <td>Z-25°C/Z+20°C</td> <td>3</td> <td>3</td> <td>3</td> <td>2</td> <td>2</td> <td>2</td> <td>2</td> <td>2</td> </tr> <tr> <td>Z-40°C/Z+20°C</td> <td>6</td> <td>6</td> <td>4</td> <td>3</td> <td>3</td> <td>3</td> <td>3</td> <td>3</td> </tr> </table>	WV	6.3	10	16	25	35	50	63	100	Z-25°C/Z+20°C	3	3	3	2	2	2	2	2	Z-40°C/Z+20°C	6	6	4	3	3	3	3	3
	WV	6.3	10	16	25	35	50	63	100																			
	Z-25°C/Z+20°C	3	3	3	2	2	2	2	2																			
Z-40°C/Z+20°C	6	6	4	3	3	3	3	3																				
Capacitance change	Within $\pm 30\%$ of initial value																											
$\tan\delta$	Less than 300% of the specified value																											
Leakage current	Less than specified value																											
Load life (after application of the rated voltage for 5000 hours at 125°C)	<table border="1"> <tr> <td>$\varnothing D$</td> <td>$\varnothing D = 5, 6.3$</td> <td>$\varnothing D = 8$</td> <td>$\varnothing D \geq 10$</td> </tr> <tr> <td>Life time</td> <td>2000 hours</td> <td>3000 hours</td> <td>5000 hours</td> </tr> </table>	$\varnothing D$	$\varnothing D = 5, 6.3$	$\varnothing D = 8$	$\varnothing D \geq 10$	Life time	2000 hours	3000 hours	5000 hours																			
	$\varnothing D$	$\varnothing D = 5, 6.3$	$\varnothing D = 8$	$\varnothing D \geq 10$																								
Life time	2000 hours	3000 hours	5000 hours																									
Shelf life (at 125°C)	After 1000 hours no load test, leakage current, capacitance and $\tan\delta$ are same as load life value. The measurement shall be performed at 20°C by the KS C IEC 60384 - 4																											

● DRAWING

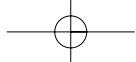
Unit : mm



$\varnothing D$	5	6.3	8	10	12.5	16
P	2.0	2.5	3.5	5.0	5.0	7.5
$\varnothing d$	0.5	0.5	0.6	0.6	0.6	0.8
β	1.5			2.0		

● FREQUENCY COEFFICIENT OF PERMISSIBLE RIPPLE CURRENT

μF \ Frequency	120Hz	1kHz	10kHz	50kHz	100kHz \leq
~ 33	0.20	0.50	0.80	0.90	1.00
47 ~ 100	0.25	0.60	0.90	0.95	1.00
150 ~ 220	0.35	0.70	0.92	0.96	1.00
330 ~ 680	0.45	0.75	0.95	0.97	1.00
1000 ~ 1500	0.50	0.80	0.96	0.98	1.00
2200 ~	0.55	0.85	0.98	0.99	1.00



MINIATURE ALUMINUM ELECTROLYTIC CAPACITORS



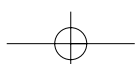
WT series

● DIMENSIONS & MAXIMUM PERMISSIBLE RIPPLE CURRENT

WV Item μF	6.3			10			16			25		
	ØD×L (mm)	Impedance (Ω)max. 20°C 100kHz	Ripple current (mA rms) 125°C 100kHz	ØD×L (mm)	Impedance (Ω)max. 20°C 100kHz	Ripple current (mA rms) 125°C 100kHz	ØD×L (mm)	Impedance (Ω)max. 20°C 100kHz	Ripple current (mA rms) 125°C 100kHz	ØD×L (mm)	Impedance (Ω)max. 20°C 100kHz	Ripple current (mA rms) 125°C 100kHz
47										5×11	0.80	250
68				5×11	0.80	250	5×11	0.80	250	6.3×11	0.34	405
100	5×11	0.80	250	6.3×11	0.34	405	6.3×11	0.34	405	6.3×11	0.34	405
150	6.3×11	0.34	405	6.3×11	0.34	405	6.3×11	0.34	405	8×11.5	0.28	760
220	6.3×11	0.34	405	8×11.5	0.30	760	8×11.5	0.28	760	10×12.5	0.14	1030
330	8×11.5	0.28	760	8×11.5	0.28	760	10×12.5	0.14	1030	10×16	0.10	1430
470	10×12.5	0.14	1030	10×12.5	0.14	1030	10×16	0.10	1430	10×20	0.08	1500
680	10×16	0.10	1430	10×16	0.10	1430	10×20	0.06	1500	12.5×20	0.06	1720
1000	10×20	0.06	1500	10×20	0.06	1500	12.5×20	0.06	1720	12.5×25	0.05	1900
1500	10×25	0.06	1620	12.5×20	0.06	1720	12.5×25	0.05	1900			
2200	12.5×20	0.06	1720	12.5×25	0.05	1900						
3300	12.5×25	0.05	1900									

WV Item μF	35			50			63			100		
	ØD×L (mm)	Impedance (Ω)max. 20°C 100kHz	Ripple current (mA rms) 125°C 100kHz	ØD×L (mm)	Impedance (Ω)max. 20°C 100kHz	Ripple current (mA rms) 125°C 100kHz	ØD×L (mm)	Impedance (Ω)max. 20°C 100kHz	Ripple current (mA rms) 125°C 100kHz	ØD×L (mm)	Impedance (Ω)max. 20°C 100kHz	Ripple current (mA rms) 125°C 100kHz
10												
22	5×11	0.80	250							10×12.5	0.80	480
33	6.3×11	0.34	405	8×11.5	0.70	300	8×11.5	1.50	150	10×12.5	0.80	480
47	6.3×11	0.34	405	8×11.5	0.70	440	10×12.5	0.59	530	10×16	0.65	630
68	8×11.5	0.28	760									
100	8×11.5	0.19	760	10×12.5	0.40	555	10×16	0.41	690	12.5×20	0.25	990
150	10×12.5	0.14	1030									
220	10×16	0.10	1430	10×20	0.15	930	12.5×20	0.16	1050	16×25	0.11	1500
330	10×25	0.06	1620	12.5×20	0.13	1330	12.5×25	0.12	1290	16×31.5	0.08	1790
470	12.5×20	0.06	1720	12.5×25	0.10	1650	12.5×34.5	0.10	1460			
680	12.5×25	0.05	1900	16×31.5	0.05	2430						

MINIATURE TYPES



X-ON Electronics

Largest Supplier of Electrical and Electronic Components

Click to view similar products for [Aluminium Electrolytic Capacitors - Radial Leaded](#) category:

Click to view products by [Samwha](#) manufacturer:

Other Similar products are found below :

[LXY50VB4.7M-5X11](#) [RFO-100V471MJ7P#](#) [B41041A2687M8](#) [B41041A7226M8](#) [B41044A7157M6](#) [EKZM160ETD471MHB5D](#) [EPA-201ELL151MM25S](#) [1814181](#) [NCD681K10KVY5PF](#) [KM4700/16](#) [KME50VB100M-8X11.5](#) [SG220M1CSA-0407](#) [ES5107M016AE1DA](#) [ESMG160ETD102MJ16S](#) [ESRL25V330](#) [ESX472M16B](#) [SZ010M1500A5S-1015](#) [227RZS050M](#) [476CKH100MSA](#) [477CKR100M](#) [KME25VB100M-6.3X11](#) [XRL50V22](#) [052687X](#) [107CKR010M](#) [EKMA500ELL4R7ME07D](#) [NRE-S560M16V6.3X7TBSTF](#) [RGA221M1CTA-0611G](#) [ERZA630VHN182UP54N](#) [UPL1A331MPH](#) [MAL214658821E3](#) [SK107M025AE3EAKPLP](#) [B43827A1106M8](#) [EKYA500ELL470MF11D](#) [B41022A5686M6](#) [EKMA160EC3101MF07D](#) [ESMG160ETD221MF11D](#) [EKZH160ETD152MJ20S](#) [RBD-25V100KE3#N](#) [EKMA350ELL100ME07D](#) [ESMG160ETD101ME11D](#) [SK107M025AE3KAKPLP](#) [B41896C5278M](#) [B41851A8107M000](#) [EKMA160ETD470MF07D](#) [510D476M035CC3DE3](#) [B41888C5477M000](#) [RD1V228M16025BB](#) [RD2E476M12025BB](#) [JRG1E222M05001300350000B](#) [EGXF201ELL161MU35S](#)