


YG Lead type, High Temperature Series



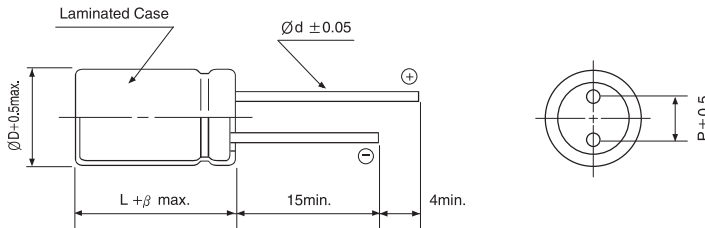
- High temperature range, for 125°C use
- Complied to the RoHS directive
- AEC-Q200 compliant : Please contact us for more details.

HYBRID TYPES

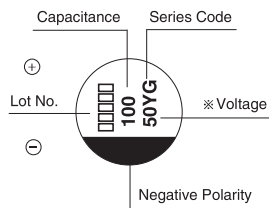
Item	Characteristics					
Operating temperature range	-55 ~ +125°C					
Leakage current max.	I = 0.01CV or 3μA whichever is greater (after 2 minutes)					
Capacitance tolerance	±20% at 120Hz, 20°C					
Dissipation factor max. (at 120Hz, 20°C)	WV	16	25	35	50	63 ~ 100
	tanδ	0.16	0.14	0.12	0.10	0.08
Low temperature characteristics (Impedance ratio at 100kHz)	$Z (-25^{\circ}\text{C}) / Z (+20^{\circ}\text{C}) \leq 1.5$ $Z (-55^{\circ}\text{C}) / Z (+20^{\circ}\text{C}) \leq 2.0$					
Load life	After an application of DC bias voltage plus the rated AC ripple current for 4000 hours at 125°C. The measurement shall meet the following limits. The DC voltage plus the peak AC voltage combined must not exceed the rated voltage.					
	Capacitance change	Within ±30% of initial value				
	tanδ	Less than 200% of the specified value				
	ESR	Less than 200% of the specified value				
	Leakage current	Less than specified value				
Shelf life (at 125°C)	After 1000 hours no load test, leakage current, capacitance and tanδ are same as load life value. The measurement shall be performed at 20°C by the KS C IEC 60384 - 4					

● DRAWING

Unit : mm



Size	ØD	L	P	Ød	β
6.3×7.5	6.3	7.5	2.5	0.45	1.5
8×9.5	8	9.5	3.5	0.60	1.5
10×9.5	10.0	9.5	5.0	0.60	1.5
10×12	10.0	12.0	5.0	0.60	1.5



● PACKING & TAPING (See page 82~84)

CONDUCTIVE POLYMER HYBRID ALUMINUM ELECTROLYTIC CAPACITORS

YG series

● DIMENSIONS & MAXIMUM PERMISSIBLE RIPPLE CURRENT

μF \diagdown WV	16			25			35		
47							6.3×7.5	35	1400
68				6.3×7.5	30	1400	6.3×7.5	35	1400
100				6.3×7.5	30	1400	8×9.5	27	1600
150	6.3×7.5	27	1450	8×9.5	27	1600	8×9.5	27	1600
							10×9.5	20	2000
220				8×9.5	27	1600			
270	8×9.5	22	1700	10×9.5	20	2000	10×9.5	20	2000
330				10×9.5	20	2000	10×12	17	2260
470	10×9.5	18	2100	10×12	16	2260			
560	10×12	14	2320						

μF \diagdown WV	50			63			80		
10				6.3×7.5	80	900			
15	6.3×7.5	40	1100						
22				6.3×7.5	80	900	8×9.5	45	1100
				8×9.5	40	1100			
33	6.3×7.5	40	1100	8×9.5	40	1100			
	8×9.5	30	1250	10×9.5	30	1400			
39							10×9.5	35	1200
47	8×9.5	30	1250				10×12	32	1400
56	10×9.5	25	1600	10×9.5	30	1400			
68	10×9.5	25	1600	10×12	22	1650			
100	10×9.5	25	1600						
150	10×12	19	1820						

μF \diagdown WV	100		
10	8×9.5	60	900
15	10×9.5	45	1120
18	10×12	40	1220

↑ Case size $\varnothing D \times L$ (mm)

 ↑ ESR ($\text{m}\Omega$) at 20°C, 100kHz

 ↑ Ripple current (mA rms) at 125°C, 100kHz

● FREQUENCY COEFFICIENT OF PERMISSIBLE RIPPLE CURRENT

Frequency	120Hz	1kHz	10kHz	100kHz
Coefficient	0.05	0.30	0.70	1.00

X-ON Electronics

Largest Supplier of Electrical and Electronic Components

Click to view similar products for [Samwha manufacturer](#):

Other Similar products are found below :

[BK2D685M1012MBB](#) [BK2E336M12025BB](#) [BK2G105M1012MBB](#) [BK2G155M1012MBB](#) [BK2G226M12020BB](#) [BK2G335M10016BB](#)
[BK2G475M10016BB](#) [BK2V226M12025BB](#) [BL2G226M12025BB](#) [BL2W475M10016BB](#) [CA1C476M6L006VR](#) [CA1E337M10010VR](#)
[CA1V227M10010VR](#) [CD1E476M6L006VR](#) [CD1H476M6L07KVR](#) [CD1V227M08010VR](#) [CE-1000/63PHT](#) [CK0J107M05005VR](#)
[CK0J107M6L006VR](#) [CK1A107M6L005VR](#) [CK1H107M08010VR](#) [CK1H227M10010VR](#) [CK1V106M04005VR](#) [CK1V227M08010VR](#)
[CK1V476M6L006VR200](#) [CM0J227M6L006VR](#) [CM1C107M6L006VR](#) [CM1C227M0806BVR](#) [CM1H106M6L006VR](#) [CM1V476M6L006VR](#)
[CPI2012NHL2R2MT](#) [CPI2520NHL100ME](#) [CQ1608C0G221J500NRB](#) [CQ1608X7R104K250NRB](#) [CQ1608X7R104K500NRB](#)
[CQ2012X7R104K101ARE](#) [CQ2012X7S105K160NRE](#) [CQ2012X7S106K160NRE](#) [CQ2012X7T225K500ARE](#) [CQ3216X7R475K500NRI](#)
[CQ3225X7R106K500NRL](#) [CQ3225X7R225K101ARK](#) [CQ3225X7R225K101NRL](#) [CQ3225X7R475K101NRK](#) [CS1005X5R105K250NR](#)
[CS1005X5R105K6R3NR](#) [CS1005X5R224K100NR](#) [CS1005X5R334K100NR](#) [CS1005X5R334K6R3NR](#) [CS1005X5R474K100NR](#)