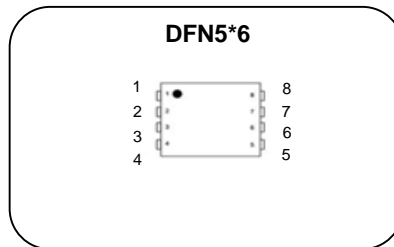


N-channel Enhanced mode DFN5*6 MOSFET

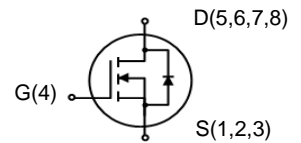
Features

- High ruggedness
- Low $R_{DS(ON)}$ (Typ 2.9mΩ)@ $V_{GS}=4.5V$
(Typ 2.3mΩ)@ $V_{GS}=10V$
- Low Gate Charge (Typ 127nC)
- Improved dv/dt Capability
- 100% Avalanche Tested
- Application:DC-DC Converter, Inverter, Synchronous Rectification



4.Gate 5,6,7,8.Drain 1,2,3.Source

BV_{DSS} : 40V
 I_D : 60A
 $R_{DS(ON)}$: 2.9mΩ@ $V_{GS}=4.5V$
 2.3mΩ@ $V_{GS}=10V$



General Description

This power MOSFET is produced with advanced technology of SAMWIN.

This technology enable the power MOSFET to have better characteristics, including fast switching time, low on resistance, low gate charge and especially excellent avalanche characteristics.



Order Codes

Item	Sales Type	Marking	Package	Packaging
1	SW HA 60N04V	SW60N04V	DFN5*6	REEL

Absolute maximum ratings

Symbol	Parameter	Value	Unit
V_{DSS}	Drain to source voltage	40	V
I_D	Continuous drain current (@ $T_C=25^\circ C$)	60*	A
	Continuous drain current (@ $T_C=100^\circ C$)	38*	A
I_{DM}	Drain current pulsed (note 1)	240	A
V_{GS}	Gate to source voltage	± 20	V
E_{AS}	Single pulsed avalanche energy (note 2)	792	mJ
E_{AR}	Repetitive avalanche energy (note 1)	18	mJ
dv/dt	Peak diode recovery dv/dt (note 3)	5	V/ns
P_D	Total power dissipation (@ $T_a=25^\circ C$)	3.2	W
	Derating factor above 25°C	0.03	W/°C
T_{STG}, T_J	Operating junction temperature & storage temperature	-55 ~ + 150	°C

*. Drain current is limited by junction temperature.

Thermal characteristics

Symbol	Parameter	Value	Unit
R_{thja}	Thermal resistance, Junction to ambient	39	°C/W

Note: R_{thja} is the sum of the junction-to-case and case-to-ambient thermal resistance where the case thermal reference is defined as the solder mounting surface of the drain pins. R_{thjc} is guaranteed by design while R_{thca} is determined by the user's board design. 39°C/W on a 1 in² pad of 2oz copper.

Electrical characteristic ($T_C = 25^\circ\text{C}$ unless otherwise specified)

Symbol	Parameter	Test conditions	Min.	Typ.	Max.	Unit
Off characteristics						
BV_{DSS}	Drain to source breakdown voltage	$V_{GS}=0V, I_D=250\mu A$	40			V
$\Delta BV_{DSS} / \Delta T_J$	Breakdown voltage temperature coefficient	$I_D=250\mu A$, referenced to 25°C		0.03		$V/^\circ\text{C}$
I_{DSS}	Drain to source leakage current	$V_{DS}=40V, V_{GS}=0V$			1	μA
		$V_{DS}=32V, T_C=125^\circ\text{C}$			50	μA
I_{GSS}	Gate to source leakage current, forward	$V_{GS}=20V, V_{DS}=0V$			100	nA
	Gate to source leakage current, reverse	$V_{GS}=-20V, V_{DS}=0V$			-100	nA
On characteristics						
$V_{GS(TH)}$	Gate threshold voltage	$V_{DS}=V_{GS}, I_D=250\mu A$	1		3	V
$R_{DS(ON)}$	Drain to source on state resistance	$V_{GS}=4.5V, I_D=30A$		2.9	3.6	$m\Omega$
		$V_{GS}=10V, I_D=30A$		2.3	2.9	$m\Omega$
		$V_{GS}=10V, I_D=60A$		2.4	3.0	$m\Omega$
G_{fs}	Forward transconductance	$V_{DS}=5V, I_D=30A$		108		S
Dynamic characteristics						
C_{iss}	Input capacitance	$V_{GS}=0V, V_{DS}=20V, f=1\text{MHz}$		5890		pF
C_{oss}	Output capacitance			715		
C_{rss}	Reverse transfer capacitance			683		
$t_{d(on)}$	Turn on delay time	$V_{DS}=20V, I_D=30A, R_G=25\Omega, V_{GS}=10V$ (note 4,5)		35		ns
t_r	Rising time			145		
$t_{d(off)}$	Turn off delay time			388		
t_f	Fall time			229		
Q_g	Total gate charge	$V_{DS}=32V, V_{GS}=10V, I_D=30A$ (note 4,5)		127		nC
Q_{gs}	Gate-source charge			16		
Q_{gd}	Gate-drain charge			37		

Source to drain diode ratings characteristics

Symbol	Parameter	Test conditions	Min.	Typ.	Max.	Unit
I_S	Continuous source current	Integral reverse p-n Junction diode in the MOSFET			60	A
I_{SM}	Pulsed source current				240	A
V_{SD}	Diode forward voltage drop.	$I_S=60A, V_{GS}=0V$			1.4	V
t_{rr}	Reverse recovery time	$I_S=30A, V_{GS}=0V,$		29		ns
Q_{rr}	Reverse recovery charge	$di_F/dt=100A/\mu s$		10		nC

※. Notes

1. Repeitative rating : pulse width limited by junction temperature.
2. $L=1.76\text{mH}, I_{AS}=30A, V_{DD}=30V, R_G=25\Omega$, Starting $T_J = 25^\circ\text{C}$
3. $I_{SD} \leq 30A, di/dt = 100A/\mu s, V_{DD} \leq BV_{DSS}$, Starting $T_J = 25^\circ\text{C}$
4. Pulse Test : Pulse Width $\leq 300\mu s$, duty cycle $\leq 2\%$.
5. Essentially independent of operating temperature.

Fig. 1. On-state characteristics

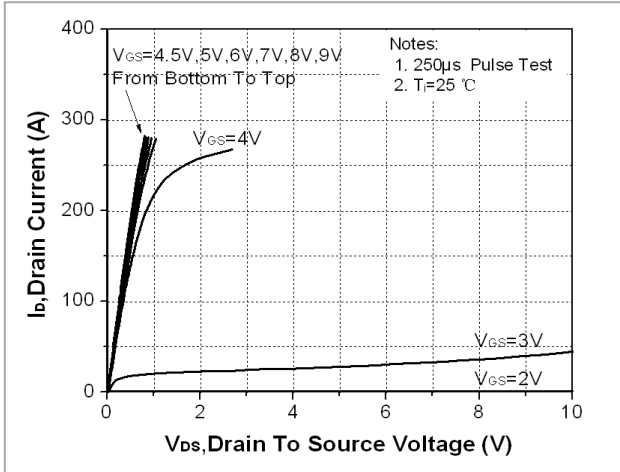


Fig. 2. On-resistance variation vs. drain current and gate voltage

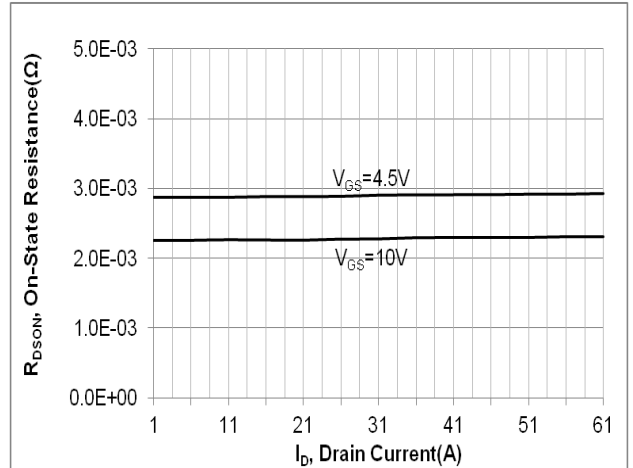


Fig. 3. Gate charge characteristics

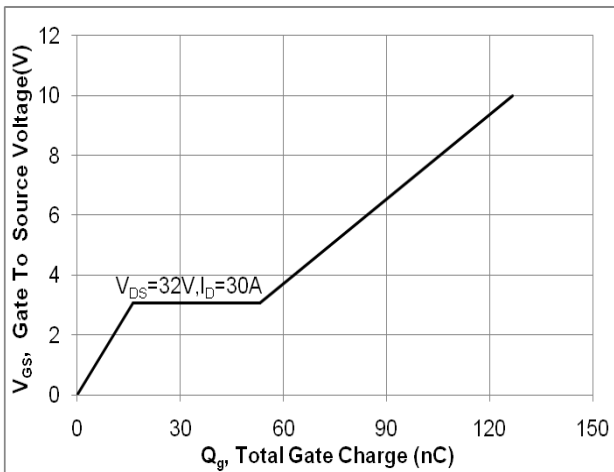


Fig. 4. On-state current vs. diode forward voltage

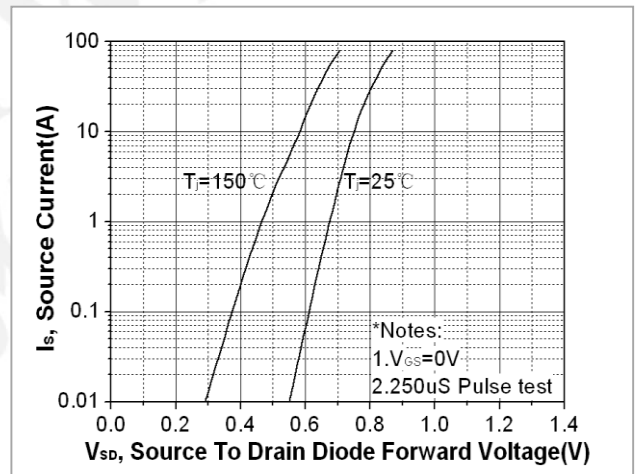


Fig 5. Breakdown voltage variation vs. junction temperature

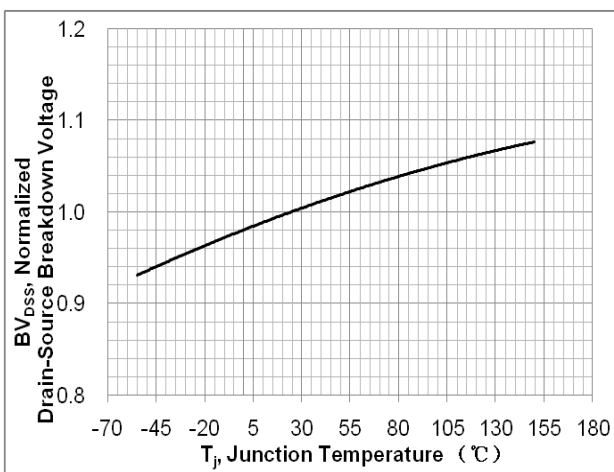


Fig. 6. On-resistance variation vs. junction temperature

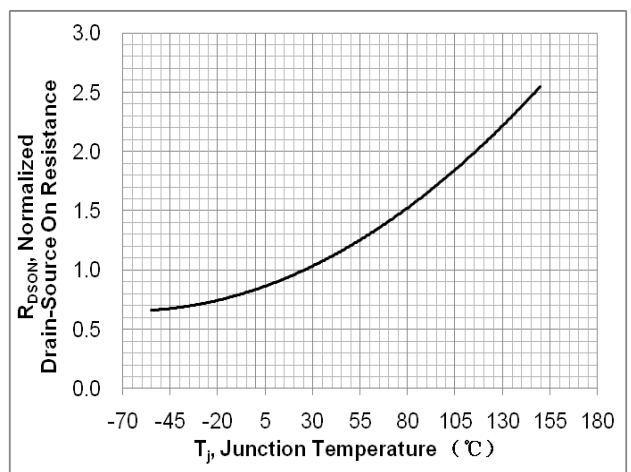


Fig. 7. Maximum safe operating area

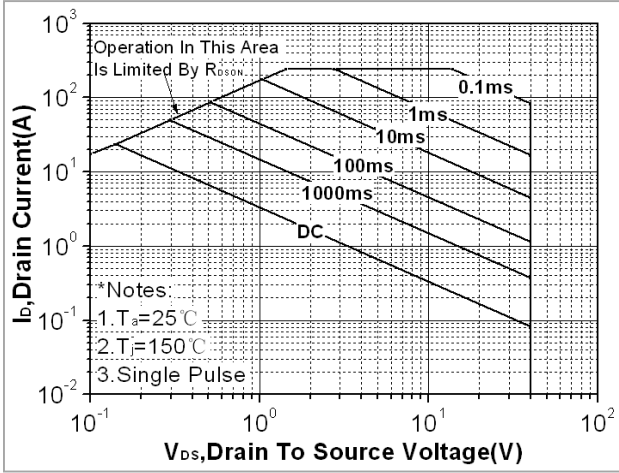


Fig. 8. Capacitance Characteristics

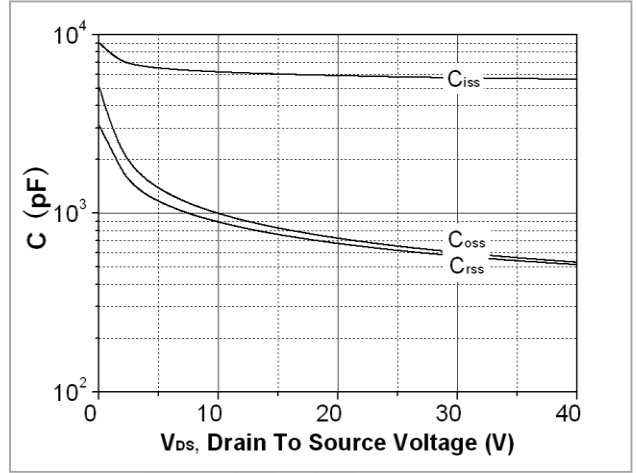


Fig. 9. Transient thermal response curve

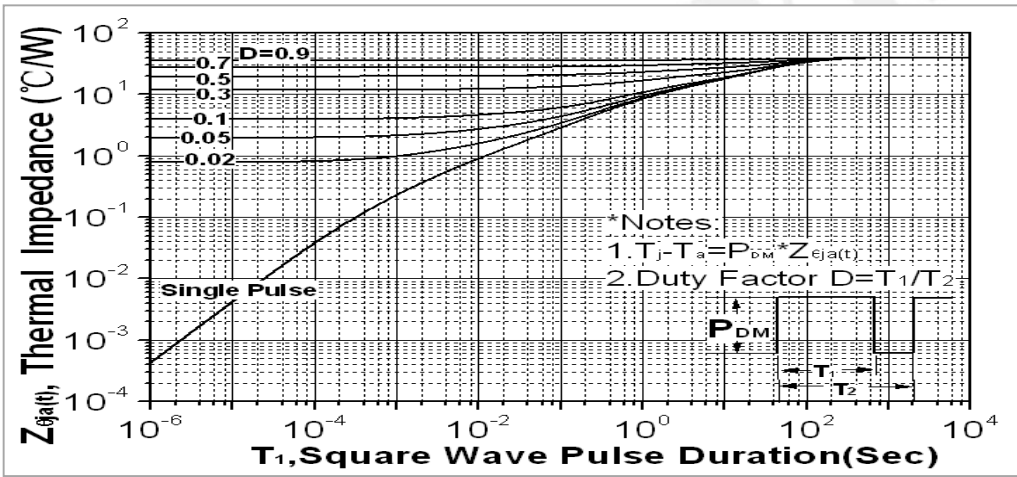


Fig. 10. Gate charge test circuit & waveform

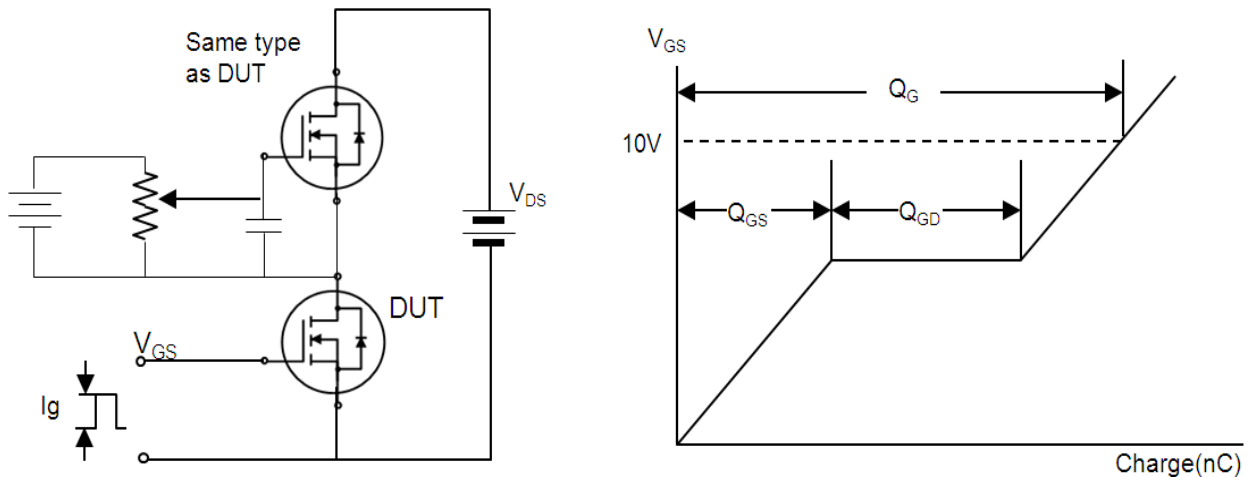


Fig. 11. Switching time test circuit & waveform

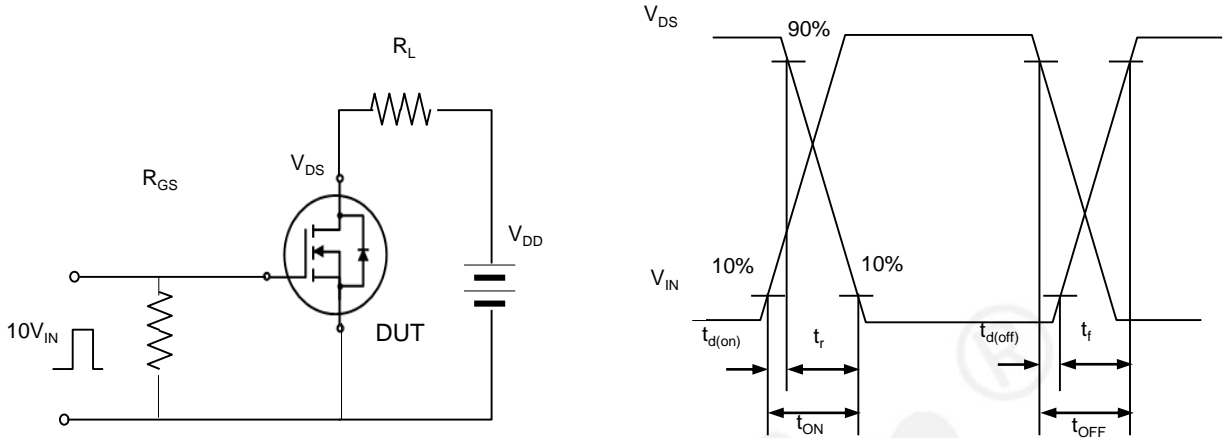


Fig. 12. Unclamped Inductive switching test circuit & waveform

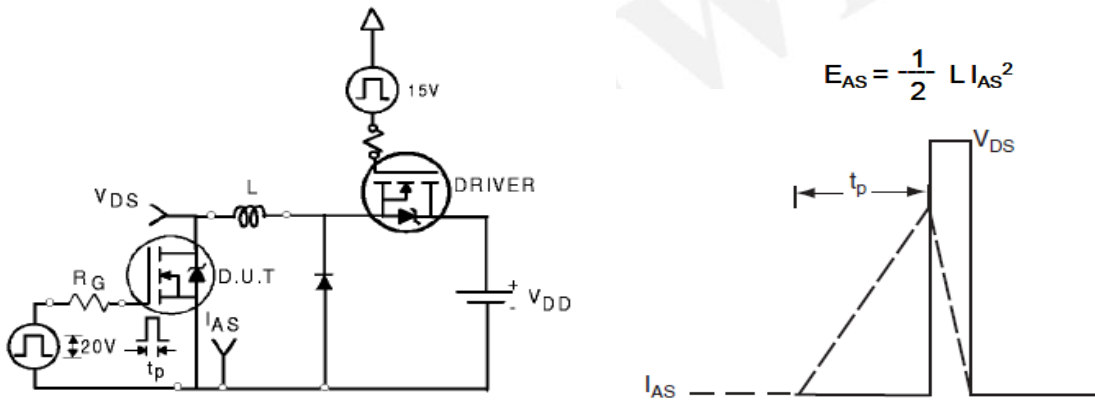
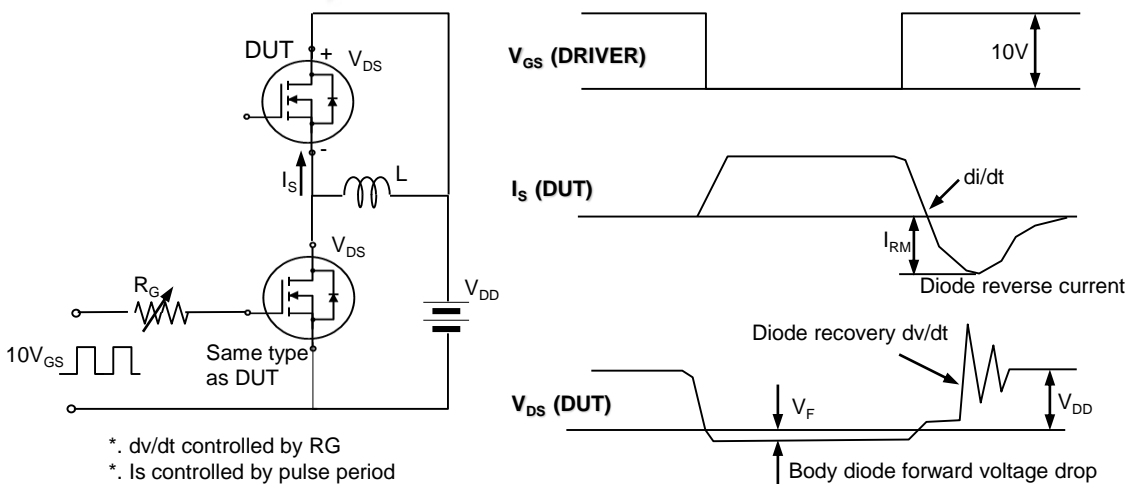



Fig. 13. Peak diode recovery dv/dt test circuit & waveform



Samwin[®]
内部保密

DISCLAIMER

- * All the data & curve in this document was tested in XI'AN SEMIPOWER TESTING & APPLICATION CENTER.
- * This product has passed the PCT,TC,HTRB,HTGB,HAST,PC and Solderdunk reliability testing.
- * Qualification standards can also be found on the Web site (<http://www.semipower.com.cn>) 
- * Suggestions for improvement are appreciated, Please send your suggestions to samwin@samwinsemi.com

X-ON Electronics

Largest Supplier of Electrical and Electronic Components

Click to view similar products for [MOSFET](#) category:

Click to view products by [Sam&wing](#) manufacturer:

Other Similar products are found below :

[614233C](#) [648584F](#) [MCH3443-TL-E](#) [MCH6422-TL-E](#) [NTNS3A92PZT5G](#) [IRFD120](#) [IRFF430](#) [JANTX2N5237](#) [2N7000](#) [AOD464](#)
[2SK2267\(Q\)](#) [2SK2545\(Q,T\)](#) [405094E](#) [423220D](#) [MIC4420CM-TR](#) [VN1206L](#) [614234A](#) [715780A](#) [SSM6J414TU,LF\(T](#) [751625C](#)
[IPS70R2K0CEAKMA1](#) [BSF024N03LT3 G](#) [PSMN4R2-30MLD](#) [TK31J60W5,S1VQ\(O](#) [2SK2614\(TE16L1,Q\)](#) [DMN1017UCP3-7](#)
[EFC2J004NUZTDG](#) [FCAB21350L1](#) [P85W28HP2F-7071](#) [DMN1053UCP4-7](#) [NTE2384](#) [NTE2969](#) [NTE6400A](#) [DMC2700UDMQ-7](#)
[DMN2080UCB4-7](#) [DMN61D9UWQ-13](#) [US6M2GTR](#) [DMN31D5UDJ-7](#) [SSM6P54TU,LF](#) [DMP22D4UFO-7B](#) [IPS60R3K4CEAKMA1](#)
[DMN1006UCA6-7](#) [DMN16M9UCA6-7](#) [STF5N65M6](#) [IRF40H233XTMA1](#) [IPSA70R950CEAKMA1](#) [IPSA70R2K0CEAKMA1](#) [STU5N65M6](#)
[C3M0021120D](#) [DMN6022SSD-13](#)