

SY-DS-1 Series

Dew Sensor



SY-DS-1L



SY-DS-1N

Scope of application

These specifications are applicable to the dew sensor SY-DS-1 series.

Type

1) SY-DS-1N

SY-DS-1 harness type without metal plate.

2) SY-DS-1L

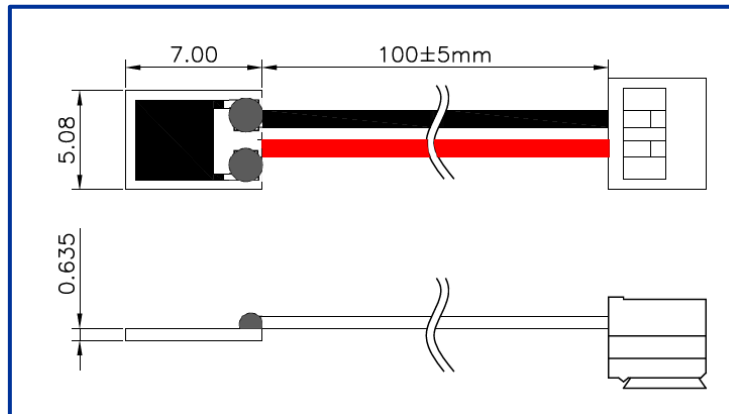
SY-DS-1 Lead pin type.

Electrical characteristics

Rated voltage	: DC AC 0.8V Max.
Operating temperature range	: 0°C ~ +60°C
Operating humidity range	: 0%RH ~ 100%RH
Storage condition range	: -20°C ~ 85°C
Standard characteristic	: 10kΩ Max. at 80%RH
	: 100kΩ Max. at 93%RH
	: 200kΩ Max. at 98%RH

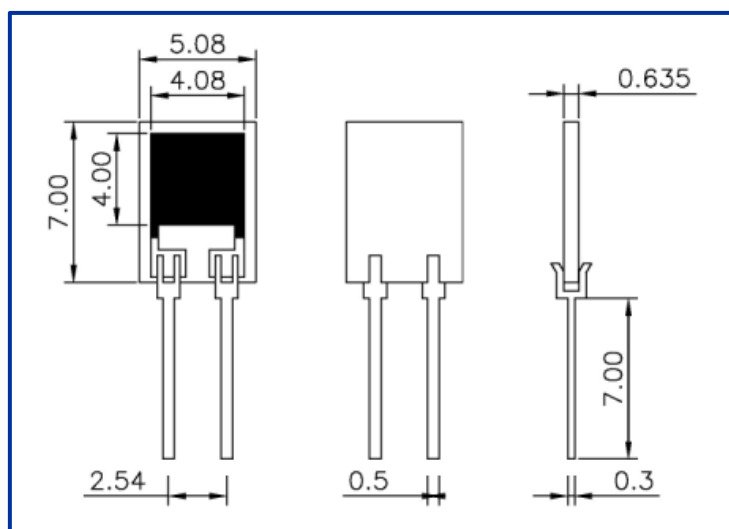
Dimension and Component Parts

SY-DS-1N



No	Component parts	Material
1	Dew sensor	Alumina substrate (t=0.64mm)
2	Harness	UL 1061 #26, 100mm
3	Connector	YH200-02

SY-DS-1L



No.	Component parts	Material
1	Dew sensor	Alumina substrate (t=0.64mm)
2	Lead pin	Pb-free Lead pin

* The tolerance is in compliance with control standard of supplier.

Reliability

1) Temperature cycle

Here, one cycle shall be to leave for 30 minutes under -40°C , continue to leave for 30 minutes under $+85^{\circ}\text{C}$. Temperature changing time is 60 minutes repeat such 5 cycles. Thereafter, to be satisfied with characteristics specification.

2) Dew cycle

Here, one cycle shall be to leave 1 minute under wetting at room temperature, continue to leave for 57 minutes under natural drying at room temperature. Repeat such 50 cycles. Thereafter, to be satisfied with characteristics specification.

3) Humidity resistance

Leave for 1,000 hours in the environment of 40°C and 95%RH.
Thereafter, to be satisfied with characteristics specification.

4) Heat resistance

Leave for 1,000 hours in the environment of 85°C .
Thereafter, to be satisfied with characteristics specification.

5) Humidity loaded

Load the voltage of DC 0.8V for 1,000 hours in the environment of 40°C , 90 to 95%RH.
Thereafter, to be satisfied with characteristics specification.

6) High temperature loaded

Load the voltage of DC 0.8V for 1,000 hours in the environment of 60°C .
Thereafter, to be satisfied with characteristics specification.

Remarks on using

Protection of humidity sensitive part

- ◆ Don't scratch it.
- ◆ Don't touch it with bare hands.
- ◆ Don't stain it with adhesive agent, flux, grease, oil.
- ◆ Don't expose it more than 85°C for a long time.
- ◆ Don't wash it with ionized water.
- ◆ Don't touch it with organic solvents.

Caution in mounting

- ◆ Don't remount harness or lead pin. It is possible that electrode may be broken.
- ◆ Don't pull the harness or lead pin powerfully. It is possible that electrode may be stripped off, or lead pin may be torn.
- ◆ Don't shock and force it. It cracks because sensor board is a ceramics.

Characteristic Chart

Response characteristics

※ Test condition : 25°C, 75%RH → 25°C
Dew condition (Dipping water)

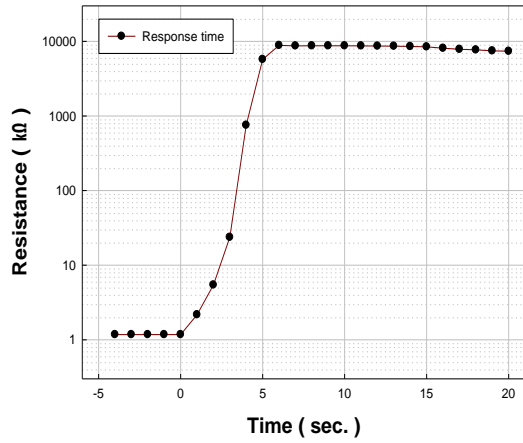


Fig 1. Response time

Resistance characteristics at dipping water

※ Test condition : 25°C Dew condition
(Dipping water)

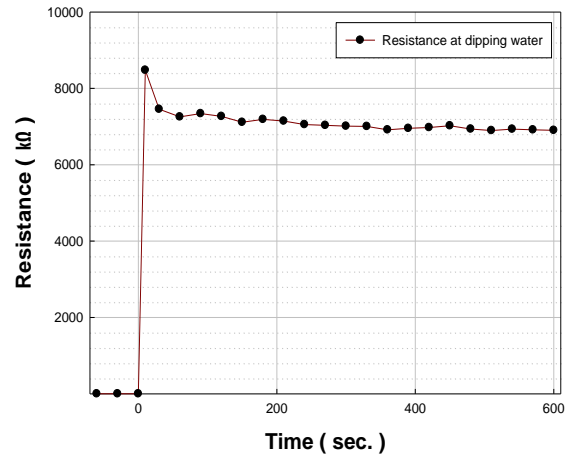


Fig 2. Characteristics

Revision History

Date	Version	Page(s)	Changes
03 AUG 2016	1.5		First Release
06 JAN 2017	1.6		Complete Revision (Characteristics, Dimension, Reliability, Layout)

Headquarters

Transfer Multisort Elektronik Sp. z o.o.
u. Ustronna 41
93-350, Łódź, Polska
dso@tme.pl
+48 42 6455 444

Export:

export@tme.pl
+48 42 6455 555

Subsidiaries:

United Kingdom, Birmingham, +44 167 579 00 26, office@tme-uk.eu
Hungary, Budapest, +36 1 220 67 56, tme@tme.hu
Slovakia, Žilina, +421 41 500 20 47, tme@tme.sk
Czech Republic, Ostrava, +420 59 663 31 05, tme@tme.cz
Romania, Timișoara, +40 35 646 74 01, tme@tme.ro
Germany, Leipzig, +49 341 212 03 40, tme@tme-germany.de
Spain, Madrid, +34 91 123 47 71, iberica@tme.eu
Italy, Grassobbio (BG), +39 035 03 93 111, tme@tme-italia.it
Netherlands, Eindhoven, +31 40 737 04 57, tme@tme-benelux.nl

X-ON Electronics

Largest Supplier of Electrical and Electronic Components

Click to view similar products for [Board Mount Humidity Sensors](#) category:

Click to view products by [SamYoung](#) manufacturer:

Other Similar products are found below :

[HSHCAA114A](#) [SI7020-A20-IMR](#) [SI7023-A20-IM1R](#) [SI7021-A20-IMR](#) [6921734990105](#) [AHT25](#) [DHT20](#) [AHTT2820](#) [CHR03-3035-S](#)
[CHR03-2025-S](#) [HDC3020DEFR](#) [AM2108](#) [AHS01IB](#) [AM2305B](#) [AHT21B](#) [CHT-DS-I](#) [CHT-DS-R](#) [CHT13](#) [CHT-WS-R](#) [CHT-WS-I](#) [CHT-](#)
[DG](#) [CHT-SHT30-485](#) [GXHT3WM-T](#) [GXHTC3C](#) [GXHT3WM-P](#) [HDC2021DEBR](#) [HDC3021DEHR](#) [AR252/I/T](#) [AR252/I/L150](#) [07300.1-00](#)
[07301.0-00](#) [07300.1-01](#) [HCRH-05/V](#) [HCRH-05/V/HQ](#) [HCRH-21KA/V](#) [HCRH-06/PT1000/V/HQ](#) [HCRH-06/PT100/V/HQ](#) [HCRH-](#)
[MODBUS-KB-V](#) [HCRH-06/PT1000/I](#) [HCRH-MODBUS-V](#) [HCRH-MODBUS-KB](#) [RC-SPC1KA](#) [MUH](#) [HCRH-06/PT1000/V](#) [HCRH-](#)
[06/PT100/V](#) [HCRH-MODBUS](#) [HCRH-21KB/I](#) [HIH8130-000-001](#) [HIH8130-021-001](#) [HTU21D](#)