

SANYEAR

多层片式陶瓷电容器规格书

MULTILAYER CHIP CERAMIC CAPACITOR CATALOG

深圳市叁叶源电子有限公司

Shenzhen Sanyear electronic co. , ltd

多层片式陶瓷电容器 Multilayer Chip Ceramic Capacitor

■ **产品特点 Product Features**

- 产品尺寸精度高，便于自动贴片机高效率装配
 - 端电极三层电极，适合波峰焊与回流焊；介电体与外表为同种材料，环境条件影响小
 - 含有C0G到Y5V各种温度特性介质，适用于计算机、通讯、家用电器和仪器仪表等普通电子设备
- The precision of product size is high,suitable for auto SMT machines high efficiency assembly.
 - External Electrode has 3 layers,suitable for both wave and reflow soldering.
 - Consist of all kinds of temperature dielectric material from C0G to Y5V,suitable for computers, communications,home appliances,instruments and other normal electronic equipments.

■ **产品结构 Product Construction**



■ **产品尺寸 Product Dimensions**

尺寸 Size	MLCC尺寸规格 (单位: mm)			
	L	W	H (max)	B (max)
01005	0.40±0.09	0.20±0.09	0.29	0.13
0201	0.60±0.09	0.30±0.09	0.39	0.20
0402	1.00±0.30	0.50±0.30	0.80	0.35
0603	1.60±0.20	0.80±0.20	1.00	0.60
0805	2.00±0.20	1.25±0.20	1.45	0.75
1206	3.20±0.30	1.60±0.30	1.90	0.80
1210	3.20±0.40	2.50±0.30	2.80	0.80
1808	4.50±0.40	2.00±0.30	2.80	1.50
1812	4.50±0.40	3.20±0.40	3.50	1.50
2220	5.70±0.50	5.00±0.40	3.50	1.30
2225	5.70±0.50	6.40±0.50	3.00	1.10

常规多层片式陶瓷电容器 General Multilayer Chip Ceramic Capacitor

■ 产品特点 Product Features

- C0G (NP0) : 最常用的温度补偿型电容器,属于I类介质材料,其性能稳定,温度系数在 $0 \pm 30\text{ppm}/^\circ\text{C}$ 以内,具有好的高频特性。
 - X7R: 工业中广泛使用的一种温度稳定型电容器,属于II类介质材料,具有较高的介电常数,在使用温度($-55^\circ\text{C} \sim +125^\circ\text{C}$) 范围内容值变化率在 $\pm 15\%$ 以内。
 - X5R: 工业中广泛使用的一种温度稳定型电容器,属于II类介质材料,具有较高的介电常数,在使用温度($-55^\circ\text{C} \sim +85^\circ\text{C}$) 范围内容值变化率在 $\pm 15\%$ 以内。
 - Y5V: 普通用途的电容器,属于II类介质材料,在使用温度($-30^\circ\text{C} \sim +85^\circ\text{C}$) 范围内容值变化率较大, $+22\% \sim -82\%$ 以内,具有高介电常数,可以用小的尺寸做大容量的电容。
- C0G (NP0) : The most normal temperature compensated capacitor,belongs to Class I dielectric material with stable performance, TC $0 \pm 30\text{ppm}/^\circ\text{C}$,high frequency.
- X7R: Widely used in industries temperature stable capacitor,belongs to Class II dielectric material with high dielectric constant,and the capacitance changed rate is $\pm 15\%$ for workingtemperature ($-55^\circ\text{C} \sim +125^\circ\text{C}$).
- X5R: Widely used in industries temperature stable capacitor,belongs to Class II dielectric material with high dielectric constant,and the capacitance changed rate is $\pm 15\%$ for working temperature ($-55^\circ\text{C} \sim +85^\circ\text{C}$).
- Y5V: Y5V dielectric is generally used dielectric material,belongs to Class II dielectric material, it shows a variation of capacitance within $+22\% \sim -82\%$ when the temperature is between $-30^\circ\text{C} \sim +85^\circ\text{C}$.This kind of dielectric is with very high dielectric constant and suitable for high value capacitors.

■ 产品规格型号 Part Number

C	0603	X7R	102	K	500	N	T
产品类型 Product Type	尺寸 Size	温度系数 温度特性 T.C.	电容值 Capacitance	允许偏差 Tolerance	额定电压 Rate Voltage	端头类型 Terminal Type	包装 Packaging
多层片式 陶瓷电 容器 MLCC	01005 0201 0402 0603 0805 1206 1210 1808 1812 2220 2225	C0G (NP0) X7R X5R Y5V	1R5=1.5pF 100=10pF 222=2.2nF 105=1 μ F	A= $\pm 0.05\text{pF}$ B= $\pm 0.1\text{pF}$ C= $\pm 0.25\text{pF}$ D= $\pm 0.5\text{pF}$ F= $\pm 1.0\%$ G= $\pm 2.0\%$ J= $\pm 5.0\%$ K= $\pm 10\%$ M= $\pm 20\%$ Z= $+80\%$ - 20%	4R0=4V 6R3=6.3V 250=25V 500=50V 101=100V 251=250V	N:银(或 铜)/镍/锡 N=Ag(or Cu)/Ni/Sn	T=编带 Taping B=袋散装 Bulk

■ 产品容值范围 Product Capacitance Range

背景色代表：可生产型号

材质	COG												
	尺寸	01005	0201		0402	0603	0805	1206	1210	1808	1812	2220	2225
VDC	6.3				10	10	10	16	16	16	16	16	16
	10		16	50	16	16	16	25	25	25	25	25	25
	16		25		25	25	25	50	50	50	50	50	50
	25				50	50	50						
Cp	0R47												
	0R5												
	0R56												
	0R68												
0R82													
1R0													
1R2													
1R3													
1R5													
1R8													
2R2													
2R7													
3R3													
3R9													
4R7													
5R6													
6R8													
8R2													
9R0													
100													
120													
150													
180													
220													
270													
330													
390													
470													
560													
680													
750													
820													
101													
121													
151													
181													
221													
271													
331													
391													
471													
511													
561													
681													
821													
102													
122													
152													
182													
222													
272													
332													
392													
472													
562													
682													
822													
103													
123													
153													
183													
223													
273													
333													
473													
563													
104													

背景色代表：可生产型号

材质	X5R																																						
尺寸	01005			0201					0402				0603			0805			1206			1210		1812			2220												
VDC	4	6.3	10	4	10	16	25	50	6.3	16	25	50	6.3	16	50	6.3	16	50	6.3	16	50	6.3	10	16	50	6.3	16	50	6.3	16	50	6.3	16	25	50				
Cp	4	6.3	10	6.3	10	16	25	50	10	16	25	50	10	25	50	10	25	50	10	25	50	10	25	50	10	25	50	10	25	50	10	25	50	10	25	50			
101																																							
121																																							
151																																							
181																																							
221																																							
271																																							
331																																							
391																																							
471																																							
511																																							
561																																							
681																																							
821																																							
102																																							
122																																							
152																																							
182																																							
222																																							
272																																							
332																																							
392																																							
472																																							
562																																							
682																																							
822																																							
103																																							
123																																							
153																																							
183																																							
223																																							
273																																							
333																																							
393																																							
473																																							
563																																							
823																																							
104																																							
124																																							
154																																							
184																																							
224																																							
274																																							
334																																							
394																																							
474																																							
564																																							
684																																							
824																																							
105																																							
225																																							
475																																							
106																																							
226																																							
476																																							
107																																							
227																																							


背景色代表：可生产型号

材质	Y5V																																								
	0402				0603				0805				1206				1210				1808			1812			2220			2225											
尺寸																																									
VDC	6.3	16	25	50	6.3	16	25	50	6.3	16	25	50	6.3	10	25	50	6.3	10	16	25	16	25	50	6.3	10	16	25	16	25	50	6.3	10	25	50	6.3	10	16	25	50		
Cp	10				10				10				16				16				16				10				16				16				16				50
103																																									
123																																									
153																																									
183																																									
223																																									
273																																									
333																																									
393																																									
473																																									
563																																									
823																																									
104																																									
124																																									
154																																									
184																																									
224																																									
274																																									
334																																									
394																																									
474																																									
564																																									
684																																									
824																																									
105																																									
155																																									
225																																									
275																																									
335																																									
395																																									
475																																									
565																																									
106																																									
226																																									
476																																									
107																																									

■ 技术指标和试验方法 Specifications and Test Method

NO	项目 Item	技术指标 Specification		试验方法 Test Method
1	外观 Appearance	无异常 No abnormalities		通过显微镜视觉检测 (X10) On microscope
2	尺寸 Dimension	在要求的范围内 Within the specified dimensions		采用精度不低于0.01mm千分尺 Using calipers on micrometer with tolerance no less than 0.01mm
*3	容量(C) Capacitance	在要求的范围内 Within the specified dimensions		Class I: $C_p \leq 1000 \text{ pF}$ $1\text{MHz} \pm 10\%$, $1.0 \pm 0.1V_{rms}$ $C_p > 1000 \text{ pF}$ $1\text{KHz} \pm 10\%$, $1.0 \pm 0.1V_{rms}$ Class II: $C_p < 10\mu\text{F}$ $1\text{KHz} \pm 10\%$, $1.0 \pm 0.1V_{rms}$ $C_p \geq 10\mu\text{F}$ $120 \pm 24\text{Hz}$ $1.0 \pm 0.1V_{rms}$
4	损耗(Q/DF) Dissipation Factor	C0G	$C_p < 30\text{pF}$, $Q \geq 400 + 20C_p$ $C_p \geq 30\text{pF}$, $Q \geq 1000$	
		X7R	$U_R \geq 100V$ $DF \leq 7.5\%$ $25V \leq U_R \leq 50V$, $DF \leq 3.5\%$ $DF \leq 10\%$ 0201 $\geq 104, 0402 \geq 333$ 0603 $\geq 104, 0805 \geq 684$ 1206 $\geq 225, 1210 \geq 475$ $DF \leq 12.5\%$ 0402 ≥ 474 $U_R \leq 16V$, $DF \leq 5.0\%$ $DF \leq 10\%$, 0201 $\geq 104, 0402 \geq 563$ 0603 $\geq 564, 0805 \geq 105$ 1206 $\geq 475, 1210 \geq 106$	
		X5R	$U_R \leq 10V$, $DF \leq 7.0\%$ $DF \leq 10\%$, 01005, 0201 ≥ 123 0402 $\geq 224, 0603 \geq 334$ 0805 $\geq 225, 1206 \geq 225$ 1210 ≥ 226 $DF \leq 15\%$, 0201 $\geq 104, 0402 \geq 105$ $U_R = 6.3V$, $DF \leq 10\%$ $DF \leq 15\%$, 0201 $\geq 104, 0402 \geq 105$ 0603 $\geq 106, 0805 \geq 475$ 1206 $\geq 476, 1210 \geq 107$ $DF \leq 20\%$, 0402 ≥ 225 $U_R = 4V$, $DF \leq 15\%$	
		Y5V	$U_R \geq 50V$, $DF \leq 12.5\%$ $U_R = 25V$, $DF \leq 7.0\%$ $DF \leq 9\%$, 0402 $\geq 683, 0603 \geq 474$ 0805 $\geq 105, 1206 \geq 475$ 1210 ≥ 106 $U_R = 16V$, $DF \leq 15\%$ $U_R = 10V$, $DF \leq 20\%$ $U_R \leq 6.3V$, $DF \leq 20\%$	
	高Q	$C_p > 30\text{pF}$ $Q \geq 1000$ $1\text{pF} < C_p \leq 30\text{pF}$ $Q \geq 400 + 20C_p$ $C_p \leq 1\text{pF}$ $Q \geq 300$		
5	绝缘电阻(IR) Insulation Resistance	C0G	$R_i \geq 10 \text{ G}\Omega$ 或 $500 \Omega \cdot \text{F}$, 取较小值 $R_i \geq 10 \text{ G}\Omega$ or $500 \Omega \cdot \text{F}$, whichever is smaller	施加电压: $U_R \leq 400V$ $U_R > 400V$ 充电时间: 60 ± 5 秒 To apply voltage: $U_R \leq 400V$ $U_R > 400V$ Charge time: 60 ± 5 sec

NO	项目 Item	技术指标 Specification		试验方法 Test Method																								
5	绝缘电阻(IR) Insulation Resistance	X7R X5R Y5V 中高压	$R_i \geq 4 \text{ G}\Omega$ 或 $100 \Omega \cdot \text{F}$ (以下范围为 $50 \Omega \cdot \text{F}$], 取较小值 $R_i \geq 4 \text{ G}\Omega$ or $100 \Omega \cdot \text{F}$ ($50 \Omega \cdot \text{F}$ of below range], whichever is smaller 以下范围 below range: ■50V: 0402 ≥ 104 ; 0603 ≥ 225 ; 0805 ≥ 106 ; 1206 ≥ 106 ■25V: 0201 ≥ 104 ; 0402 ≥ 224 ; 0603 ≥ 106 ; 0805 ≥ 106 ; 1206 ≥ 226 ; 01005(X5R) ■16V: 0603 ≥ 106 ; 01005(X5R) ■10V: 0201 ≥ 104 ; 0603 ≥ 106 ; 0805 ≥ 476 ; 01005(X5R) ■6.3V: 0201 ≥ 104 ; 0603 ≥ 475 ; 1206 ≥ 106 ; 01005(X5R) ■4V: 0603 ≥ 226 ; 0805 ≥ 476 ; 1206 ≥ 107 ; 01005(X5R)	To apply voltage: $U_R \leq 400\text{V}$ $U_R > 400\text{V}$ Charge time: $60 \pm 5\text{sec}$																								
6	耐电压 Dielectric Strength	C0G X7R X5R Y5V	无介质击穿和材料裂缝 No dielectric breakdown or mechanical breakdown	施加电压: $U_R < 100\text{V}$: 250% $100\text{V} \leq U_R < 1000\text{V}$: 150% $U_R \geq 1000\text{V}$: 120% 测试时间: $60 \pm 5\text{秒}$ 最大电流: 不超过50mA To apply voltage: $U_R < 100\text{V}$: 250% $100\text{V} \leq U_R < 1000\text{V}$: 150% $U_R \geq 1000\text{V}$: 120% Test time: $60 \pm 5\text{sec}$ Max current: should not exceed 50mA																								
*7	电容量温度系数或温度特性 Capacitance Temperature Coefficient or Temperature Characteristics	C0G X7R X5R Y5V	温度系数 $\leq 0 \pm 30\text{ppm}/^\circ\text{C}$ Temperature coefficient within $0 \pm 30\text{ppm}/^\circ\text{C}$ 容量变化 $\leq \pm 15\%$ Capacitance change within $\pm 15\%$ 容量变化 $\leq +22\% \sim -82\%$ Capacitance change within $+22\% \sim -82\%$	按系列温度顺序测试电容量 Measure capacitance under follow table list <table border="1"> <thead> <tr> <th>步骤 Step</th> <th>1</th> <th>2</th> <th>3</th> <th>4</th> <th>5</th> </tr> </thead> <tbody> <tr> <td>C0G/X7R</td> <td>$25 \pm 2^\circ\text{C}$</td> <td>$-55 \pm 3^\circ\text{C}$</td> <td>$25 \pm 2^\circ\text{C}$</td> <td>$125 \pm 3^\circ\text{C}$</td> <td>$25 \pm 2^\circ\text{C}$</td> </tr> <tr> <td>X5R</td> <td>$25 \pm 2^\circ\text{C}$</td> <td>$-55 \pm 3^\circ\text{C}$</td> <td>$25 \pm 2^\circ\text{C}$</td> <td>$85 \pm 3^\circ\text{C}$</td> <td>$25 \pm 2^\circ\text{C}$</td> </tr> <tr> <td>Y5V</td> <td>$25 \pm 2^\circ\text{C}$</td> <td>$-30 \pm 3^\circ\text{C}$</td> <td>$25 \pm 2^\circ\text{C}$</td> <td>$85 \pm 3^\circ\text{C}$</td> <td>$25 \pm 2^\circ\text{C}$</td> </tr> </tbody> </table> PS: C0G预先干燥: 16~24小时 C0G Preliminary Drying for 16~24hr $\Delta C = [(C_i - C_1) / (C_1 * \Delta T)] * 10^6$ 或 (or) $\Delta C = (C_i - C_1) / C_1 * 100\%$ C _i : 1~5温度下的容值 Capacitance value at 1~5 temperature ΔT : 温度变化量 (Temperature variation) $\Delta T = T_i - T_1$	步骤 Step	1	2	3	4	5	C0G/X7R	$25 \pm 2^\circ\text{C}$	$-55 \pm 3^\circ\text{C}$	$25 \pm 2^\circ\text{C}$	$125 \pm 3^\circ\text{C}$	$25 \pm 2^\circ\text{C}$	X5R	$25 \pm 2^\circ\text{C}$	$-55 \pm 3^\circ\text{C}$	$25 \pm 2^\circ\text{C}$	$85 \pm 3^\circ\text{C}$	$25 \pm 2^\circ\text{C}$	Y5V	$25 \pm 2^\circ\text{C}$	$-30 \pm 3^\circ\text{C}$	$25 \pm 2^\circ\text{C}$	$85 \pm 3^\circ\text{C}$	$25 \pm 2^\circ\text{C}$
步骤 Step	1	2	3	4	5																							
C0G/X7R	$25 \pm 2^\circ\text{C}$	$-55 \pm 3^\circ\text{C}$	$25 \pm 2^\circ\text{C}$	$125 \pm 3^\circ\text{C}$	$25 \pm 2^\circ\text{C}$																							
X5R	$25 \pm 2^\circ\text{C}$	$-55 \pm 3^\circ\text{C}$	$25 \pm 2^\circ\text{C}$	$85 \pm 3^\circ\text{C}$	$25 \pm 2^\circ\text{C}$																							
Y5V	$25 \pm 2^\circ\text{C}$	$-30 \pm 3^\circ\text{C}$	$25 \pm 2^\circ\text{C}$	$85 \pm 3^\circ\text{C}$	$25 \pm 2^\circ\text{C}$																							
8	附着力 Adhesion	C0G X7R X5R Y5V	无明显的损伤或端电极脱落, No remarkable damage or removal of the terminations.	施加压力: 5N (0201:2N; 01005:1N) 时间: $10 \pm 1\text{秒}$ Pressurizing force: 5N (0201:2N; 01005:1N) time: $10 \pm 1\text{ sec}$ 																								

NO	项目 Item	技术指标 Specification		试验方法 Test Method															
9	可焊性 Solderability	C0G X7R X5R Y5V	端电极挂锡面积不小于95% 95% min.coverage of both terminal electrodes	锡炉温度: 245 ± 5°C 浸入时间: 2 ± 1秒 Solder temperature: 245 ± 5°C Dipping time: 2 ± 1 seconds.															
10	弯曲强度 Bending	外观 Appearance	无明显可见损伤 No remarkable visual damage.	将电容安在测试夹具上, 按图所示方向以1.0mm/s的速率施加压力, 弯曲1mm。 Solder the capacitor on testing substrate and putt on testing stand. The middle part of substrateshall successively be pressurized by pressuringrod at a rated of about 1.0mm/sec.Until the deflection become means of the 1.0mm. 															
		容量变化 Cap change	C0G: ± 5% 或 ± 0.5pF,取较大值 X7R/X5R: ± 12.5% Y5V : ± 30% C0G: within ± 5% or ± 0.5pF, whichever is larger X7R/X5R within ± 12.5% Y5V: within ± 30%																
*11	耐焊接热 Resistance to Soldering Heat	外观 Appearance	无明显可见损伤 No remarkable visual damage.	预热: 120 ~ 150°C 60秒 焊接温度: 270 ± 5°C 浸入时间: 10 ± 1秒 Preheating: 120 ~ 150°C 60sec Soldering temperature: 270 ± 5°C Dipping time: 10 ± 1 seconds															
		容量变化 Cap change	C0G: ± 2.5% 或 ± 0.5pF,取较大值 X7R/X5R: ± 15% Y5V : ± 30% C0G: within ± 2.5% or ± 0.5pF, whichever is larger X7R/X5R within ± 15% Y5V: within ± 30%																
		DF/IR	满足产品初始值的要求 Meets initial standard value																
*12	温度快速循环 Temperature Cycle	外观 Appearance	无明显可见损伤 No remarkable visual damage	按下列步骤进行5次循环: To perform 5 cycles of the stated environment <table border="1" data-bbox="932 1446 1374 1763"> <thead> <tr> <th>步骤 Step</th> <th>温度 Temperature</th> <th>时间 Time</th> </tr> </thead> <tbody> <tr> <td>1</td> <td>下限温度+0/-3°C Min.operating Temp.+0/-3°C</td> <td>30min</td> </tr> <tr> <td>2</td> <td>25°C</td> <td>2~3 min</td> </tr> <tr> <td>3</td> <td>上限温度+3/-0°C Max.operating Temp.+3/-0°C</td> <td>30min</td> </tr> <tr> <td>4</td> <td>25°C</td> <td>2~3 min</td> </tr> </tbody> </table>	步骤 Step	温度 Temperature	时间 Time	1	下限温度+0/-3°C Min.operating Temp.+0/-3°C	30min	2	25°C	2~3 min	3	上限温度+3/-0°C Max.operating Temp.+3/-0°C	30min	4	25°C	2~3 min
		步骤 Step	温度 Temperature		时间 Time														
		1	下限温度+0/-3°C Min.operating Temp.+0/-3°C		30min														
2	25°C	2~3 min																	
3	上限温度+3/-0°C Max.operating Temp.+3/-0°C	30min																	
4	25°C	2~3 min																	
容量变化 Cap change	C0G: ± 2.5% 或 ± 0.25pF,取较大值 X7R/X5R: ± 15% Y5V : ± 30% C0G: within ± 2.5% or ± 0.25pF, whichever is larger X7R/X5R within ± 15% Y5V: within ± 30%																		
DF/IR	满足产品初始值的要求 Meets initial standard value																		

NO	项目 Item	技术指标 Specification		试验方法 Test Method
*13	耐湿负荷 Damp heat with load	外观 Appreance	无明显可见损伤 No remarkable visual damage	测试温度: 40 ± 2℃ 相对湿度: 90 ~ 95% RH 测试电压: 额定电压 (最大500V) 测试时间: 500 ± 12hrs Test temperature: 40 ± 2℃ Humidity: 90 ~ 95% RH Voltage: 100% of the rated voltage (max:500V) Testing time: 500 ± 12hrs
		容量变化 Cap change	C0G: ± 7.5% 或 ± 0.75pF,取较大值 X7R/X5R: ± 25% Y5V : ± 30%或-40% ~ +30% C0G: within ± 7.5% or ± 0.75pF, whichever is larger X7R/X5R within ± 25% Y5V: within ± 30% or -40% ~ +30%	
		DF	初始值的2倍以下 Not more than 2 times of initial value	
		IR	Ri > 500MΩ 或 25Ω·F (☆为5Ω·F), 取较小值 Ri > 500MΩ or 25Ω·F (5Ω·F of ☆), whichever is smaller	
*14	耐久性 Life Test	外观 Appreance	无明显可见损伤 No remarkable visual damage.	测试温度: 上限类别温度 ± 3℃ 测试电压: UR < 100V 150% 100V ≤ UR < 1000V 120% UR ≥ 1000V 100% 测试时间: 1000 小时 Test temperature: Max. Operating Temp ± 3℃ Voltage: UR < 100V 150% 100V ≤ UR < 1000V 120% UR ≥ 1000V 100% Testing time : 1000hrs
		容量变化 Cap change	C0G: ± 3% 或 ± 0.5pF, 取较大值 X7R/X5R: ± 25% Y5V : ± 30%或-40% ~ +30% C0G: within ± 3% or ± 0.5pF, whichever is larger. X7R/X5R within ± 25% Y5V: within ± 30% or -40% ~ +30%	
		DF	初始值的2倍以下 Not more than 2 times of initial value	
		IR	Ri > 1GΩ 或 50Ω·F (☆为10Ω·F), 取较小值 Ri > 1GΩ or 50Ω·F (10Ω·F of ☆), whichever is smaller	

注:

- *A.3.7.11.12.13.14项需对II类电容器做预处理(将电容器在160℃下热处理1小时),然后在标准大气条件下恢复48 ± 4小时测量初始值;
- B.3.11.12.13.14项试验后在室温下放置24 ± 2 (C0G) 或48 ± 4(X7R、X5R、Y5V) 小时以后再测量;
- C.3.11.12.13.14项电性能测量的环境条件, 温度: 25℃ ± 2℃ 相对湿度: 25% ~ 80% RH。

☆ ■100V: X7R

■50V: 0402 > 103; 0603 ≥ 105; 0805 ≥ 105; 1206 ≥ 475; 1210 ≥ 475

■25V: 0201 ≥ 104; 0402 ≥ 224; 0603 ≥ 225; 0805 ≥ 225; 1206 ≥ 106; 1210 ≥ 106; 01005 (X5R)

■16V: 0201 ≥ 104; 0402 ≥ 224; 0603 ≥ 105; 0805 ≥ 225; 1206 ≥ 106; 1210 ≥ 476; 01005 (X5R)

■10V: 0201 ≥ 473; 0402 ≥ 474; 0603 ≥ 474; 0805 ≥ 225; 1206 ≥ 475; 1210 ≥ 476; 01005 (X5R)

■ ≤ 6.3V Class II; 01005 (X5R)

Note:

- *A.3.7.11.12.13.14 Item need to do the pretreatment of class II type capacitor (Perform a heat treatment at 160℃ for 1hour), Then recovery the capacitor at standard pressure conditions for 48 ± 4hours, Perform the initial measurement
- B.3.11.12.13.14 Item end of experiment Measurement to be made after being kept at room temperature for 24 ± 2 (C0G) or 48 ± 4(X7R, X5R, Y5V) hrs.
- C.3.11.12.13.14 Item environmental conditions for electrical performance measurement, Temperature: 25℃ ± 2℃ Humidity: 25% ~ 80% RH

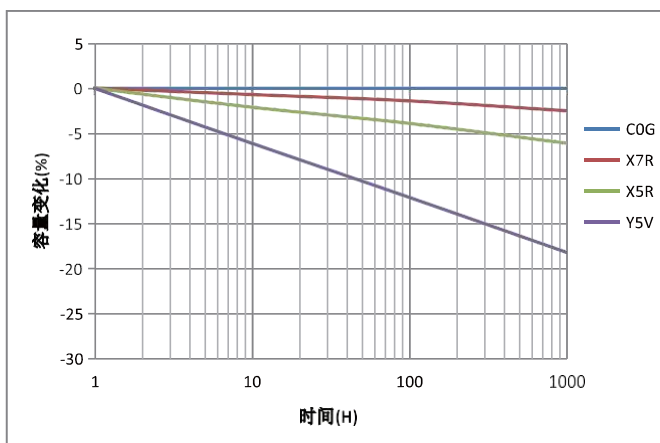
■ II类陶瓷介质电容器容量衰减特性

Ceramic Dielectric Capacitor Capacitance Attenuation Characteristic (Type II)

II类陶瓷介质（包括X7R、X5R及Y5V特性类）的电容器使用的是铁电体材料。当温度低于居里温度时，介质的立方晶体结构转为四方相，其对称性降低，晶体点阵中的离子会连续移动到势能较小的位置，引起电容量按对数规律随时间不断地减小，这一现象称为II类陶瓷介质材料的老化现象。

Ceramic dielectric (including X7R, X5R and Y5V characteristic types) capacitors use a ferroelectric material. When the temperature is below the Curie temperature, the cubic crystal structure of the dielectric changes to the tetragonal phase, which reduce the symmetry. Crystal lattice ions will continuously move to a smaller location potential, which causes capacitance logarithmically reduced by time, and this phenomenon is called aging of Type II ceramic dielectric material.

■ MLCC容量衰减特性 MLCC Capacitance Attenuation Characteristic



上述现象是可逆的，如果将电容器加热至高于居里温度的某一温度（160℃）后容量就可以恢复到初始值。故电容贴在PCB板上过炉焊接时，电容容值就会恢复到初始值。

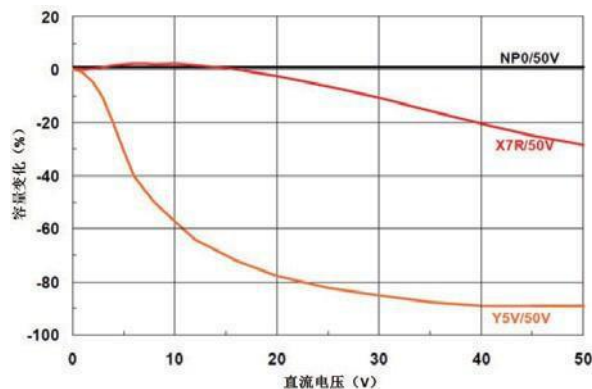
The above phenomenon is reversible, if the capacitor is heated to a temperature above the Curie temperature (160 °C) after the capacity can be restored to the initial value. Therefore, when the capacitor attached to the PCB board is being soldering, the value of capacitance will return to the initial.

■ 电气特性 Electrical Characteristics

1) 频率特性 Frequency characteristics



2) 直流偏压特性 DC Bias characteristics



以上所有典型的电气特性仅供参考。

对于任何特定项目详细信息请与SUP代表联系。

All above typical electronic characteristics are for reference only.

Please contact with SUP representative for detail information of any specific item.

■ IEC-63 标称电容 Nominal Capacitance

E1	1.0																							
E3	1.0				2.2				4.7															
E6	1.0			1.5			2.2			3.3			4.7		6.8									
E12	1.0	1.2	1.5	1.8	2.2	2.7	3.3	3.9	4.7	5.6	6.8	8.2												
E24	1.0	1.1	1.2	1.3	1.5	1.6	1.8	2.0	2.2	2.4	2.7	3.0	3.3	3.6	3.9	4.3	4.7	5.1	5.6	6.2	6.8	7.5	8.2	9.1

E6: $\sqrt[6]{10} \approx 1.46$ E12: $\sqrt[12]{10} \approx 1.2$

E1系列电容 (Series Capacitance) :1pF 10pF 100pF 1000pF 10000pF 100000pF...

■ EIA温度特性代码 Temperature Characteristics Symbol

温度系数(ppm/°C) Temp.coeff of Cap	代码 Symbol	温度系数倍数 Multiplier	代码 Symbol	温度系数公差(ppm) Tolerance of Temp. coeff	代码 Symbol
0	C	-1	0	±30	G
0.3	B	-10	1	±60	H
0.8	L	-100	2	±120	J
0.9	A	-1000	3	±250	K
1.0	M	-10000	4	±500	L
1.5	P	1	5	±1000	M
2.2	R	10	6	±2500	N
3.3	S	100	7		
4.7	T	1000	8		
7.5	U	10000	9		

例(eg): C0G

C: 0

0: -'

G: ±30ppm

下限温度(°C) Min.Temp	代码 Symbol	上限温度(°C) Max.Temp	代码 Symbol	温度范围内最大容值偏差(%) Max.Cap.change over temp. range	代码 Symbol
+10	Z	+45	2	±1.0	A
-30	Y	+65	4	±1.5	B
-55	X	+85	5	±2.2	C
		+105	6	±3.3	D
		+125	7	±4.7	E
		+150	8	±7.5	F
		+200	9	±10	P
				±15	R
				±22	S
				+22to-33	T
				+22to-56	U
				+22to-82	V

例(eg): X7R

X5R

Y5V

X: -55°C X: -55°C Y: -30°C

7: +25°C 5: +85°C 5: +85°C

R: ±15% R: ±15% V: +22% to -82%

深圳市叁叶源电子有限公司

Shenzhen Sanyear electronic co. , ltd

工厂地址：台湾新北市新店区

深圳办事处：深圳市福田区华富路南光大厦6楼

电话：0755-83666866 83232952

传真：0755-83666899

公司网址：www.sanyear.cn

阿里店铺：<http://sanyear.1688.com>



微信公众号

X-ON Electronics

Largest Supplier of Electrical and Electronic Components

Click to view similar products for [Multilayer Ceramic Capacitors MLCC - SMD/SMT](#) category:

Click to view products by [SANYEAR](#) manufacturer:

Other Similar products are found below :

[M39014/01-1467](#) [M39014/02-1218V](#) [M39014/02-1225V](#) [M39014/02-1262V](#) [M39014/02-1301](#) [M39014/22-0631](#) [1210J5000102JCT](#)
[1210J2K00102KXT](#) [1210J5000103KXT](#) [1210J5000223KXT](#) [D55342E07B379BR-TR](#) [D55342E07B523DR-T/R](#) [1812J1K00103KXT](#)
[1812J1K00473KXT](#) [1812J2K00680JCT](#) [1812J4K00102MXT](#) [1812J5000102JCT](#) [1812J5000103JCT](#) [1812J5000682JCT](#) [NIN-FB391JTRF](#)
[NIN-FC2R7JTRF](#) [NPIS27H102MTRF](#) [C1206C101J1GAC](#) [C1608C0G1E472JT000N](#) [C2012C0G2A472J](#) [2220J2K00101JCT](#)
[KHC201E225M76N0T00](#) [LRC-LRF1206LF-01R025FTR1K](#) [1812J1K00222JCT](#) [1812J2K00102KXT](#) [1812J2K00222KXT](#)
[1812J2K00472KXT](#) [2-1622820-7-CUT-TAPE](#) [2220J3K00102KXT](#) [2225J2500824KXT](#) [CCR07CG103KM](#) [CGA2B2C0G1H010C](#)
[CGA2B2C0G1H040C](#) [CGA2B2C0G1H050C](#) [CGA2B2C0G1H060D](#) [CGA2B2C0G1H070D](#) [CGA2B2C0G1H151J](#) [CGA2B2C0G1H1R5C](#)
[CGA2B2C0G1H2R2C](#) [CGA2B2C0G1H3R3C](#) [CGA2B2C0G1H680J](#) [CGA2B2C0G1H6R8D](#) [CGA2B2X8R1H221K](#) [CGA2B2X8R1H472K](#)
[CGA3E1X7R1C474K](#)