

深圳市美隆电子有限公司
Shenzhen Meilong Electronics Co.,Ltd.

官 方 微 信

• **杭州**

浙江省杭州市拱墅区登山路428号时代电子市场1B133
电话：0571-88009133 传真：0571-88009870

• **香港**

香港葵涌葵昌道78-84号富都工业大厦3字楼307室
电话：(00852)-31184938 传真：(00852)-69450797

SANYEAR

多层片式陶瓷电容器规格书

MULTILAYER CHIP CERAMIC CAPACITOR CATALOG

常规多层片式陶瓷电容器 General Multilayers Chip Ceramic Capacitor

产品特点 Product Features

- COG (NPO)：最常用的温度补偿型电容器，属于Ⅰ类介质材料，其性能稳定，温度系数在 $0 \pm 30\text{PPM}/^\circ\text{C}$ 以内，具有好的高频特性。
- X7R：工业中广泛使用的一种温度稳定型电容器，属于Ⅱ类介质材料，具有较高的介电常数，在使用温度（ $-55^\circ\text{C} \sim +125^\circ\text{C}$ ）范围内容值变化率在 $\pm 15\%$ 以内。
- X6S：工业中广泛使用的一种温度稳定型电容器，属于Ⅱ类介质材料，具有较高的介电常数，在使用温度（ $-55^\circ\text{C} \sim +105^\circ\text{C}$ ）范围内容值变化率在 $\pm 22\%$ 以内。
- X5R：工业中广泛使用的一种温度稳定型电容器，属于Ⅱ类介质材料，具有较高的介电常数，在使用温度（ $-55^\circ\text{C} \sim +85^\circ\text{C}$ ）范围内容值变化率在 $\pm 15\%$ 以内。
- Y5V：普通用途的电容器，在使用温度（ $-30^\circ\text{C} \sim +85^\circ\text{C}$ ）范围内容值变化率较大， $+22\%/-82\%$ 以内，具有高介电常数，可以用小的尺寸做大容量的电容。

- COG(NPO): The most normal temperature compensated capacitor,belongs to Class I dielectric material with stable performance,TC $0 \pm 30\text{ppm}/^\circ\text{C}$,high frequency.
- X7R: Widely used in industries temperature stable capacitor,belongs to Class II dielectric material with high dielectric constant,and the capacitance changed rate is $\pm 15\%$ for working temperature($-55^\circ\text{C} \sim +125^\circ\text{C}$).
- X6S: Widely used in industries temperature stable capacitor,belongs to Class II dielectric material with high dielectric constant,and the capacitance changed rate is $\pm 22\%$ for working temperature($-55^\circ\text{C} \sim +105^\circ\text{C}$).
- X5R: Widely used in industries temperature stable capacitor,belongs to Class II dielectric material with high dielectric constant,and the capacitance changed rate is $\pm 15\%$ for working temperature($-55^\circ\text{C} \sim +85^\circ\text{C}$).
- Y5V: Y5V dielectric is generally used dielectric material,belongs to Class II dielectric material,it shows a variation of capacitance within $+22\%/-85\%$ when the temperature is between $-30^\circ\text{C} \sim +85^\circ\text{C}$. This kind of dielectric is with very high dielectric constant and suitable for high value capacitors.

产品规格型号 Part Number

C	0603	X7R	102	K	500	N	T
产品类型 Product Type	尺寸 Size	温度系数 温度特性 T.C.	电容值 Capacitance	允许偏差 Tolerance	额定电压 Rate Voltage	端头类型 Terminal Type	包装 Packaging
多层式 陶瓷电 容器 MLCC	01005 0201 0402 0603 0805 1206 1210 1808 1812 2220 2225	COG (NPO) X7R X6S X5R Y5V	1R5=1.5pF 100=10pF 222=2.2NF 105=1uF 475=4.7uF	A= $\pm 0.05\text{pF}$ B= $\pm 0.1\text{pF}$ C= $\pm 0.25\text{pF}$ D= $\pm 0.5\text{pF}$ F= $\pm 1\%$ G= $\pm 2\%$ J= $\pm 5\%$ K= $\pm 10\%$ M= $\pm 20\%$ Z= $+80\%$ -20%	4R0=4V 6R3=6.3V 250=25V 500=50V 101=100V 251=250V 102=1KV	N:银 (或铜) /镍/锡 N=Ag (or Cu) /Ni/Sn	T=编带 Taping B=袋散装 Bulk

Ceramic Dielectric Material

External Electrode

Inner Electrode

尺寸 Size	MLCC尺寸规格 (单位: mm)			
	L	W	H (max)	B (max)

■ 产品容值范围 Product Capacitance Range

背景色代表：可生产型号

材质	COG											
	01005	0201		0402	0603	0805	1206	1210	1808	1812	2220	2225
V _{DC}	6.3	16	50	10	10	10	16	16	16	16	16	16
C _p	10	25		16	16	16	25	25	25	25	25	25
	16			25	25	25	50	50	50	50	50	50
25				50	50	50						
0R47												
0R5												
0R56												
0R68												
0R82												
1R0												
1R2												
1R3												
1R5												
1R8												
2R2												
2R7												
3R3												
3R9												
4R7												
5R6												
6R8												
8R2												
9R0												
100												
120												
150												
180												
220												
270												
330												
390												
470												
560												
680												
750												
820												
101												
121												
151												
181												
221												
271												
331												
391												
471												
511												
561												
681												
821												
102												
122												
152												
182												
222												
272												
332												
392												
472												
562												
682												
822												
103												
123												
153												
183												
223												
273												
333												
473												
563												
104												

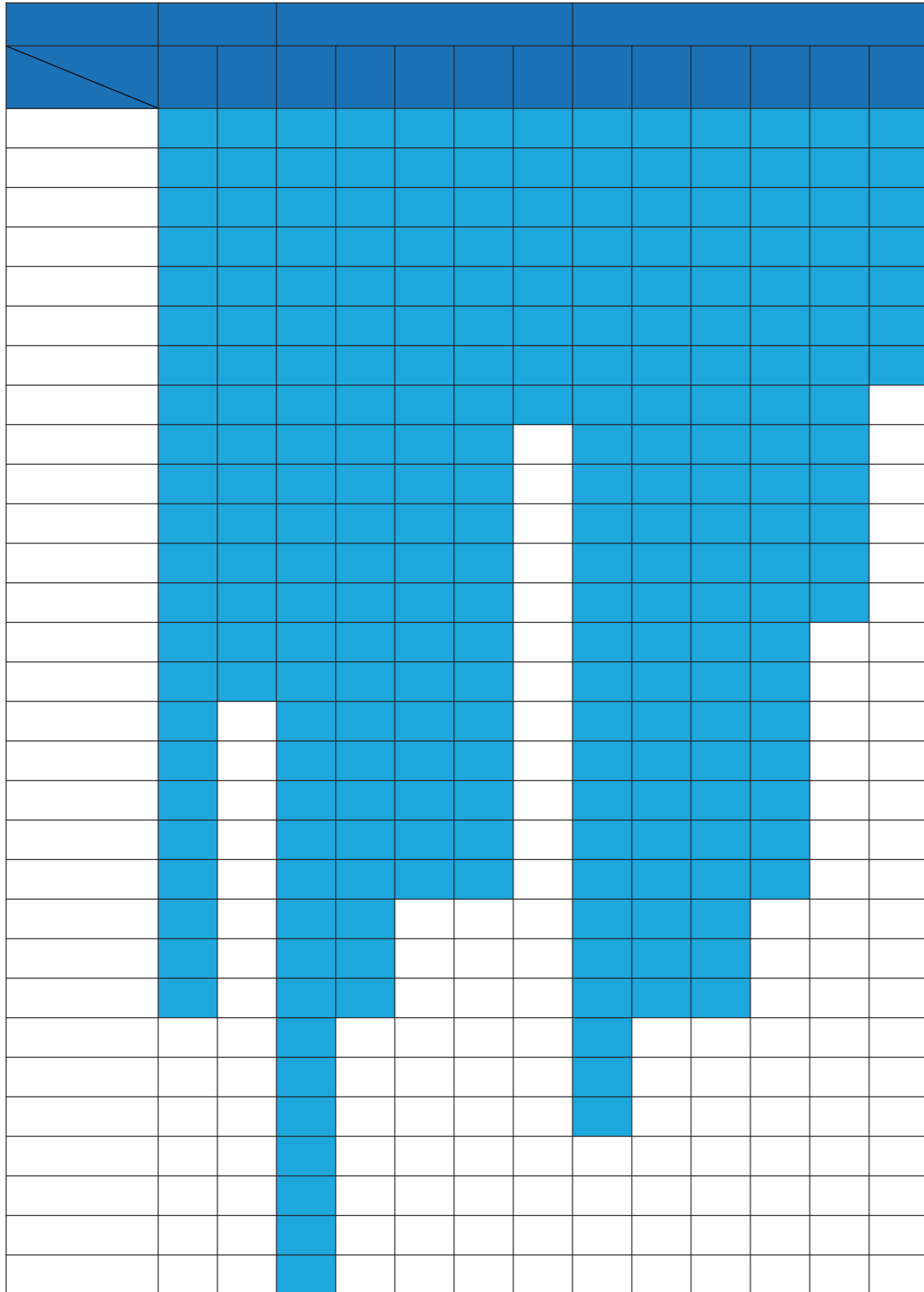
■ 产品容值范围 Product Capacitance Range

背景色代表：可生产型号

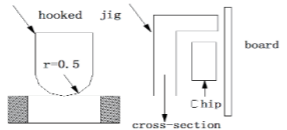
材质	Y5V																													
	0402				0603			0805				1206			1210			1808			1812		2220		2225					
	V_{DC}		C_p		V_{DC}			C_p				V_{DC}			C_p			V_{DC}			C_p		V_{DC}		C_p					
6.3	10	16	25	50	6.3	10	16	25	50	6.3	10	16	25	50	6.3	10	16	25	50	6.3	10	16	25	50	6.3	10	16	25	50	
103																														
123																														
153																														
183																														
223																														
273																														
333																														
393																														
473																														
563																														
823																														
104																														
124																														
154																														
184																														
224																														
274																														
334																														
394																														
474																														
564																														
684																														
824																														
105																														
155																														
225																														
275																														
335																														
395																														
475																														
565																														
106																														
226																														
476																														
107																														

■ 技术指标和实验方法 Specifications and Test Method

NO	项目 Item	技术指标 Specification		实验方法 Test Method
1	外观 Appearance	无异常 No abnormalities		通过显微镜视觉检测 (X10) On microscope
2	尺寸 Dimension	在要求的范围内 Within the specified dimensions		采用精度不低于0.01mm千分尺 Using calipers on micrometer with tolerance no less than 0.01mm
3	容量(c) Capacitance	在要求的范围内 Within the specified dimensions		Class I : Cp ≤ 1000pF 1MHz ± 10%, 1.0 ± 0.1Vrms Cp > 1000pF 1KHz ± 10%, 1.0 ± 0.1Vrms Class II: Cp < 10 μF 1KHz ± 10%, 1.0 ± 0.1Vrms Cp ≥ 10 μF 120 ± 24Hz, 1.0 ± 0.1Vrms
4	损耗(Q/DF) Dissipation Factor	C0G	Cp < 30pF, Q ≥ 400+20Cp Cp ≥ 30pF, Q ≥ 1000	
		X7R X6S X5R	■ UR ≥ 100V, DF ≤ 7.5% ■ 25V ≤ UR ≤ 50V, DF ≤ 3.5% DF ≤ 10% 0201 ≥ 104, 0402 ≥ 333 0603 ≥ 104, 0805 ≥ 684 1206 ≥ 225, 1210 ≥ 475 DF ≤ 12.5% 0402 ≥ 474 ■ UR ≤ 16V, DF ≤ 5.0% DF ≤ 10%, 0201 ≥ 104, 0402 ≥ 563 0603 ≥ 564, 0805 ≥ 105 1206 ≥ 475, 1210 ≥ 106 ■ UR ≤ 10V, DF ≤ 7.0% DF ≤ 10% 01005, 0201 ≥ 123 0402 ≥ 224, 0603 ≥ 334 0805 ≥ 225, 1206 ≥ 225 1210 ≥ 226 DF ≤ 15%, 0201 ≥ 104, 0402 ≥ 105 ■ UR = 6.3V, DF ≤ 10% DF ≤ 15%, 0201 ≥ 104, 0402 ≥ 105 0603 ≥ 106, 0805 ≥ 475 1206 ≥ 476, 1210 ≥ 107 DF ≤ 20%, 0402 ≥ 225 ■ UR = 4V, DF ≤ 15%	
		Y5V	■ UR ≥ 50V, DF ≤ 12.5% ■ UR = 25V, DF ≤ 7.0% DF ≤ 9%, 0402 ≥ 683, 0603 ≥ 474 0805 ≥ 105, 1206 ≥ 475 1210 ≥ 106 ■ UR = 16V, DF ≤ 15% ■ UR = 10V, DF ≤ 20% ■ UR ≤ 6.3V, DF ≤ 20%	
		高Q	Cp > 30pF Q ≥ 1000 1pF < Cp ≤ 30pF Q ≥ 400+20Cp Cp ≤ 1pF Q ≥ 300	
5	绝缘电阻(IR) Insulation Resistance	C0G	Ri ≥ 10GΩ 或 500Ω · F, 取最小值 Ri ≥ 10 GΩ 或 500Ω · F, whichever is smaller	施加电压: UR ≤ 400V UR测 = UR UR > 400V UR测 = 400V 充电时间: 60 ± 5秒 To apply voltage: UR ≤ 400V UR测 = UR UR > 400V UR测 = 400V Charge time: 60 ± 5sec

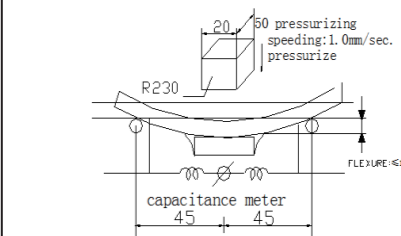


■ 技术指标和实验方法 Specifications and Test Method

NO	项目 Item	技术指标 Specification	实验方法 Test Method																								
5	绝缘电阻(IR) Insulation Resistance	X7R X6S X5R Y5V 中高压 $R_i \geq 4G\Omega$ 或 $100\Omega \cdot F$ (以下范围为 $50\Omega \cdot F$ 取较小值) $R_i \geq 4G\Omega$ or $100\Omega \cdot F$ (50 $\Omega \cdot F$ of below range), whichever is smaller 以下范围below range: ■50V: 0402 \geq 104;0603 \geq 225; 0805 \geq 106;1206 \geq 106 ■25V: 0201 \geq 104;0402 \geq 224; 0603 \geq 106;0805 \geq 106; 1206 \geq 226;01005(X6S/ X5R)■16V: 0603 \geq 106; 01005 (X6S/X5R)■10V: 0201>104; 0603 \geq 106; 0805 \geq 476; 01005(X6S/ X5R)■6.3V: 0201 \geq 104;0603 \geq 475;1206 \geq 106;0100(X6SX5R) ■4V: 0603 \geq 226;0805 \geq 476; 1206 \geq 107; 01005 (X6SX5R)	施加电压: $U_R \leq 400V$ $U_{测}=U_R$ $U_R > 400V$ $U_{测}=400V$ 充电时间: 60 \pm 5秒 To apply voltage: $U_R \leq 400V$ $U_{测}=U_R$ $U_R > 400V$ $U_{测}=400V$ Charge time: 60 \pm 5sec																								
6	耐电压 Dielectric Strength	C0G X7R X6S X5R Y5V 无介质击穿和材料裂缝 No dielectric breakdown or mechanical breakdown	施加电压: $U_R < 100V$: 250% $100V \leq U_R < 1000V$: 150% $U_R \geq 1000V$: 120% 测试时间: 60 \pm 5秒, 最大电流: 不超过50mA To apply voltage: $U_R < 100V$:250%; $100V \leq U_R < 1000V$:150%; $U_R \geq 1000V$:120% Test time: 60 \pm 5sec, Max current: should not exceed 50mA																								
*7	电容量温度 系数或温度 特性 Capatiance Temperature Coefficient Or Temperature Characteristics	C0G 容量变化 $\leq \pm 15\%$ Capacitance change within $\pm 15\%$ Y5V 容量变化 $\leq +22\% \sim -82\%$ Capacitance change within $+22\% \sim -82\%$	按系列温度顺序测试电容量 Measure capacitance under follow table list <table border="1"> <thead> <tr> <th>步骤Step</th> <th>1</th> <th>2</th> <th>3</th> <th>4</th> <th>5</th> </tr> </thead> <tbody> <tr> <td>C0G/X7R</td> <td>25\pm2$^{\circ}C$</td> <td>-55\pm3$^{\circ}C$</td> <td>25\pm2$^{\circ}C$</td> <td>125\pm3$^{\circ}C$</td> <td>25\pm2$^{\circ}C$</td> </tr> <tr> <td>X6S/X5R</td> <td>25\pm2$^{\circ}C$</td> <td>-55\pm3$^{\circ}C$</td> <td>25\pm2$^{\circ}C$</td> <td>85\pm3$^{\circ}C$</td> <td>25\pm2$^{\circ}C$</td> </tr> <tr> <td>Y5V</td> <td>25\pm2$^{\circ}C$</td> <td>-30\pm3$^{\circ}C$</td> <td>25\pm2$^{\circ}C$</td> <td>85\pm3$^{\circ}C$</td> <td>25\pm2$^{\circ}C$</td> </tr> </tbody> </table> PS:C0G预先干燥: 16-24小时. C0G Preliminary Drying for 16-24hr. ▶ $C = [(C_i - C_1) / (C_1 * \Delta T)] * 10^6$ 或 (or) ▶ $C = (C_i - C_1) / C_1 * 100\%$ C_i : 1-5温度下的容值 Capacitance value at 1-5 temperature ▶T: 温度变化量 (Temperature variation) ▶ $T = T_i - T_1$	步骤Step	1	2	3	4	5	C0G/X7R	25 \pm 2 $^{\circ}C$	-55 \pm 3 $^{\circ}C$	25 \pm 2 $^{\circ}C$	125 \pm 3 $^{\circ}C$	25 \pm 2 $^{\circ}C$	X6S/X5R	25 \pm 2 $^{\circ}C$	-55 \pm 3 $^{\circ}C$	25 \pm 2 $^{\circ}C$	85 \pm 3 $^{\circ}C$	25 \pm 2 $^{\circ}C$	Y5V	25 \pm 2 $^{\circ}C$	-30 \pm 3 $^{\circ}C$	25 \pm 2 $^{\circ}C$	85 \pm 3 $^{\circ}C$	25 \pm 2 $^{\circ}C$
步骤Step	1	2	3	4	5																						
C0G/X7R	25 \pm 2 $^{\circ}C$	-55 \pm 3 $^{\circ}C$	25 \pm 2 $^{\circ}C$	125 \pm 3 $^{\circ}C$	25 \pm 2 $^{\circ}C$																						
X6S/X5R	25 \pm 2 $^{\circ}C$	-55 \pm 3 $^{\circ}C$	25 \pm 2 $^{\circ}C$	85 \pm 3 $^{\circ}C$	25 \pm 2 $^{\circ}C$																						
Y5V	25 \pm 2 $^{\circ}C$	-30 \pm 3 $^{\circ}C$	25 \pm 2 $^{\circ}C$	85 \pm 3 $^{\circ}C$	25 \pm 2 $^{\circ}C$																						
8	附着力 Adhesion	C0G X7R X6S X5R 无明显的损伤或端电极脱落 No remarkable damage or removal of the terminations.	施加压力: 5N(0201:2N; 01005:1N) 时间: 10 \pm 1秒 Pressurizing force: 5N(0201:2N; 01005:1N) time: 10 \pm 1sec 																								

■ 技术指标和实验方法 Specifications and Test Method

NO	项目 Item	技术指标 Specification	实验方法 Test Method
9	可焊性 Solderability	C0G X7R X6S X5R Y5V 端电极挂锡面积小于95% 95%min.coverage of both terminal electrodes	锡炉温度: 245 ± 5℃ 浸入时间: 2 ± 1秒 Solder temperature: 245 ± 5℃ Dipping time: 2 ± 1sec.
10	弯曲强度 Bending	外观 Appreance	无明显可见损伤 No remarkable visual damage
		容量变化 Cap change	C0G: ± 5%或 ± 0.5pF, 取较大值 X7R/X6S/X5R: ± 12.5% Y5V: ± 30% C0G: within ± 5% or ± 0.5pF, whichever is larger X7R/X6S/X5R: within ± 12.5% Y5V: within ± 30%
*11	耐焊锡热 Resistance to Soldering Heat	外观 Appreance	无明显可见损伤 No remarkable visual damage
		容量变化 Cap change	C0G: ± 2.5%或 ± 0.5pF, 取较大值 X7R/X6S/X5R: ± 15% Y5V: ± 30% C0G: within ± 2.5% or ± 0.5pF, whichever is larger X7R/X6S/X5R: within ± 15% Y5V: within ± 30%
		DF/IR	满足产品初始值得要求 Meets initial standard damage
*12	温度快速循环 Temperature Cycle	外观 Appreance	无明显可见损伤 No remarkable visual damage
		容量变化 Cap change	C0G: ± 2.5%或 ± 0.25pF, 取较大值 X7R/X6S/X5R: ± 15% Y5V: ± 30% C0G: within ± 2.5% or ± 0.25pF, whichever is larger X7R/X6S/X5R: within ± 15% Y5V: within ± 30%
		DF/IR	满足产品初始值得要求 Meets initial standard damage



按下列步骤进行5次循环:
To perform 5cycles of the stated environment

步骤 Step	温度 Temperature	时间 Time
1	下限温度+0/-3℃ Min.operating Temp.+0/-3℃	30min
2	25℃	2-3min
3	上限温度+3/-0℃ Min.operating Temp.+3/-0℃	30min
4	25℃	2-3min

NO	项目 Item	技术指标 Specification		实验方法 Test Method
		外观 Appearance	容量变化 Cap change	
*13	耐湿负荷 Damp heat with load	外观 Appearance	无明显可见损伤 No remarkable visual damage	测试温度: 40±2℃ 相对湿度: 90~95%RH 测试电压: 额定电压 (最大500V) 测试时间: 500±12hrs Test temperature:40±2℃ Humidity:90~95% RH Voltage:100% of the rated voltage(max:500V) Testing time:500±12hrs
		容量变化 Cap change	C0G: ±7.5%或±0.75pF,取较大值 X7R/X6S/X5R: ±25% Y5V: ±30%或-40%~+30% C0G:within ±7.5% or ±0.75pF, whichever is larger X7R/X6S/X5R: within ±25% Y5V:within ±30%或-40%~+30%	
		DF	初始值的2倍以下 Not more than 2 times of initial value	
		IR	Ri > 500MΩ或25Ω·F(☆为5Ω·F), 取较小值 Ri > 500MΩ或25Ω·F(5Ω·F of ☆), whichever is smaller	
*14	耐久性 Life Test	外观 Appearance	无明显可见损伤 No remarkable visual damage	温度测试: 上限类别温度±3℃ 测试电压: U _R < 100V 150% 100V ≤ U _R < 1000V 120% U _R ≥ 1000V 100% 测试时间: 1000小时 Test temperature:Max.Operating Temp. ±3℃ Voltage: U _R < 100V 150% 100V ≤ U _R < 1000V 120% U _R ≥ 1000V 100% Testing time: 1000hrs
		容量变化 Cap change	C0G: ±3%或±0.5pF,取较大值 X7R/X6S/X5R: ±25% Y5V: ±30%或-40%~+30% C0G:within ±3% or ±0.5pF, whichever is larger X7R/X6S/X5R: within ±25% Y5V:within ±30%或-40%~+30%	
		DF	初始值的2倍以下 Not more than 2 times of initial value	
		IR	Ri > 1GΩ或50Ω·F(☆为10Ω·F), 取较小值 Ri > 1GΩ或50Ω·F(10Ω·F of ☆), whichever is smaller	

注:

*A.3.7.11.12.13.14项需对II类电容器做预处理(将电容器在160℃下热处理1小时),然后在标准大气条件下恢复48±4小时,再测量初始值;

B.3.11.12.13.14项实验后在室温下放置24±2(C0G)或48±4(X7R、X6S、X5R、Y5V)小时以后再测量;

C.3.11.12.13.14项电性能测量的环境条件,温度:25℃±2℃ 相对湿度:25%~80%RH。

☆ ■ 100V:X7R

■ 50V:0402>103; 0603≥105;0805≥105;1206≥475;1210≥475

■ 25V:0201≥104;0402≥224 0603≥225; 0805≥225;1206≥106;1210≥106;01005(X6S/X5R)

■ 16V: 0201≥104;0402≥224;0603≥105; 0805≥225;1206≥106;1210≥476; 01005(X6S/X5R)

■ 10V: 0201≥473;0402≥474;0603≥474; 0805≥225;1206≥475;1210≥476; 01005(X6S/X5R)

■ ≤6.3V Class II; 01005(X6S/X5R)

Note:

A.3.7.11.12.13.14Item need to do the pretreatment of class II type capacitor(Perform a heat treatment at 160℃ for 1 hour),

Then recovery the capacitor at standard pressure conditions for 48±4 hours,Perform the initial measurement

B.3.11.12.13.14Item end of experiment Measurement to be made after being kept at room temperature for 24±2(C0G) or

48±4(X7R、X6S、X5R、Y5V)hrs.

C.3.11.12.13.14Item environmental conditions for electrical performance measurement, Temperature: 25℃±2℃ Humidity:

25%~80%RH

X-ON Electronics

Largest Supplier of Electrical and Electronic Components

Click to view similar products for [Multilayer Ceramic Capacitors MLCC - SMD/SMT](#) category:

Click to view products by [SANYEAR](#) manufacturer:

Other Similar products are found below :

[M39014/02-1225V](#) [M39014/22-0631](#) [D55342E07B523DR-T/R](#) [NCA1206X7R103K50TRPF](#) [NCA1206X7R104K16TRPF](#) [NIN-FB391JTRF](#)
[NIN-FC2R7JTRF](#) [NMC0201X5R474K4TRPF](#) [NMC0402NPO220J50TRPF](#) [NMC0402X5R105K6.3TRPF](#) [NMC0402X5R224K6.3TRPF](#)
[NMC0402X7R103J25TRPF](#) [NMC0402X7R153K16TRPF](#) [NMC0603NPO1R8C50TRPF](#) [NMC0603NPO201J50TRPF](#)
[NMC0603NPO330G50TRPF](#) [NMC0603X5R475M6.3TRPF](#) [NMC0805NPO270J50TRPF](#) [NMC0805NPO820J50TRPF](#)
[NMC0805X7R224K16TRPLPF](#) [NMC0805X7R224K25TRPF](#) [NMC1206X7R102K50TRPF](#) [NMC1206X7R475K10TRPLPF](#) [NMC-](#)
[L0402NPO7R0C50TRPF](#) [NMC-L0603NPO2R2B50TRPF](#) [NMC-Q0402NPO8R2D200TRPF](#) [C1206C101J1GAC](#) [C1608C0G2A221J](#)
[C1608X7R1E334K](#) [C2012C0G2A472J](#) [2220J2K00562KXT](#) [1812J2K00332KXT](#) [CDR31BX103AKWR](#) [CDR33BX104AKUR](#)
[CDR33BX683AKUS](#) [CGA2B2C0G1H010C](#) [CGA2B2C0G1H040C](#) [CGA2B2C0G1H050C](#) [CGA2B2C0G1H060D](#) [CGA2B2C0G1H070D](#)
[CGA2B2C0G1H120J](#) [CGA2B2C0G1H151J](#) [CGA2B2C0G1H181JT0Y0F](#) [CGA2B2C0G1H1R5C](#) [CGA2B2C0G1H2R2C](#)
[CGA2B2C0G1H390J](#) [CGA2B2C0G1H391J](#) [CGA2B2C0G1H3R3C](#) [CGA2B2C0G1H680J](#) [CGA2B2C0G1H6R8D](#)