

# 80×80×25 mm

San Cooler 80 9A type   



## General Specifications

- Material ..... Frame: Plastic (Flammability: UL 94V-0), Impeller: Plastic (Flammability: UL 94V-0)
- Expected life ..... See the table below. (L10 life: 90% survival rate for continuous operation in free air at 60°C, rated voltage)
- Motor protection function ..... Locked rotor burnout protection, Reverse polarity protection  
For details, please refer to p. 547.
- Dielectric strength ..... 50/60 Hz, 500 VAC, for 1 minute (between lead wire conductors and frame)
- Insulation resistance ..... 10 MΩ or more with a 500 VDC megger (between lead wire conductors and frame)
- Sound pressure level (SPL) ..... At 1 m away from the air inlet
- Storage temperature ..... -30 to +70°C (Non-condensing)
- Lead wire ..... ⊕Red ⊖Black or Blue (Sensor) Yellow
- Mass ..... 90 g

## Specifications

The models listed below **have ribs and pulse sensors**. For models without ribs, append "1" to the end of model numbers.

Model no.	Rated voltage [V]	Operating voltage range [V]	Rated current [A]	Rated input [W]	Rated speed [min <sup>-1</sup> ]	Max. airflow [m <sup>3</sup> /min] [CFM]	Max. static pressure [Pa] [inchH <sub>2</sub> O]	SPL [dB (A)]	Operating temperature [°C]	Expected life [h]		
<b>9A0812G401</b>	12	6 to 13.2	0.38	4.56	4500	1.5 53.0	80.3 0.323	40	-20 to +60	30000/60°C		
<b>9A0812S401</b>			0.18	2.16	3400	1.2 42.4	48 0.193	34				
<b>9A0812H401</b>		6 to 13.8	0.13	1.56	2900	1.03 36.4	35.3 0.142	29			-20 to +70	40000/60°C
<b>9A0812F401</b>			0.11	1.32	2600	0.92 32.5	28.4 0.114	26				
<b>9A0812M401</b>			0.09	1.08	2350	0.83 29.3	22.5 0.09	23				
<b>9A0812L401</b>			0.06	0.72	1850	0.65 23.0	14.7 0.059	20				
<b>9A0824G401</b>	24	12 to 26.4	0.21	5.04	4500	1.5 53.0	80.3 0.323	40	-20 to +60	30000/60°C		
<b>9A0824S401</b>			0.1	2.4	3400	1.2 42.4	48 0.193	34				
<b>9A0824H401</b>		12 to 27.6	0.07	1.68	2900	1.03 36.4	35.3 0.142	29			-20 to +70	40000/60°C
<b>9A0824F401</b>			0.06	1.44	2600	0.92 32.5	28.4 0.114	26				
<b>9A0824M401</b>			0.05	1.2	2350	0.83 29.3	22.5 0.09	23				
<b>9A0824L401</b>			0.04	0.96	1850	0.65 23.0	14.7 0.059	20				

The following sensor and control options are available for selection.

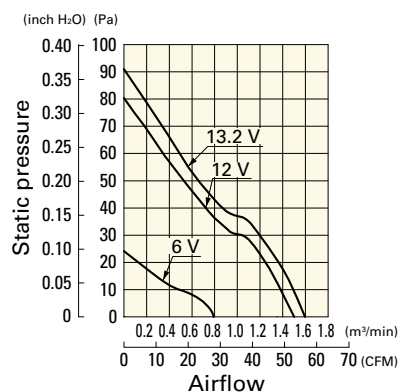
Available for all models. **Without sensor** **Lock sensor**

Differs according to the model. Refer to the table on pp. 565 to 566. **PWM control**

## Airflow - Static Pressure Characteristics

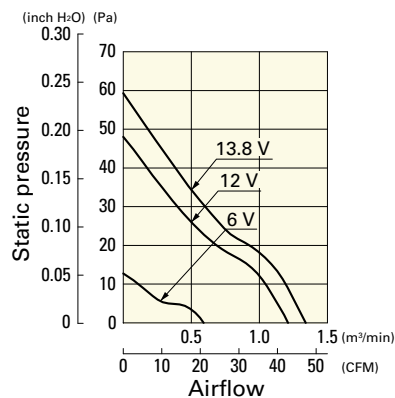
**9A0812G401** With pulse sensor

Operating voltage range



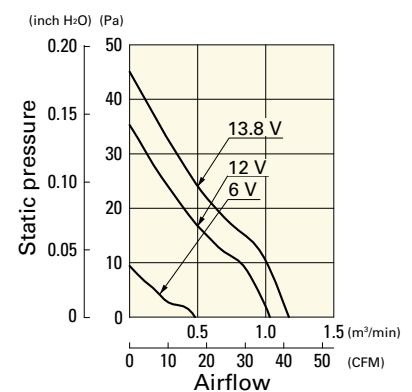
**9A0812S401** With pulse sensor

Operating voltage range



**9A0812H401** With pulse sensor

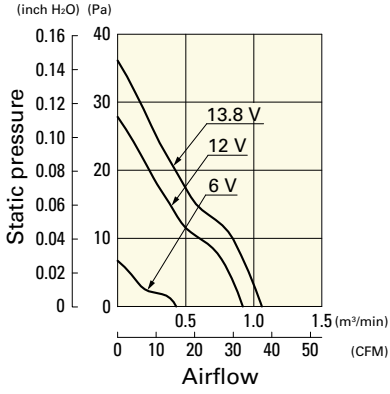
Operating voltage range



# Airflow - Static Pressure Characteristics

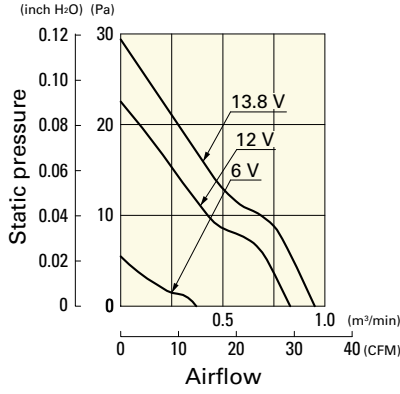
**9A0812F401** With pulse sensor

Operating voltage range



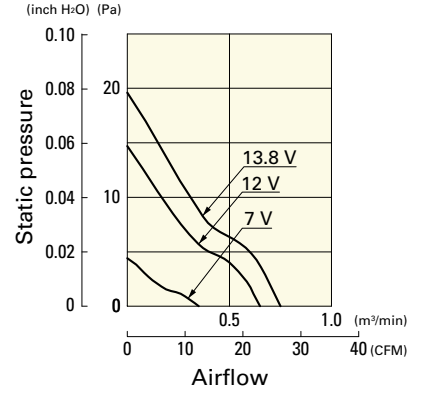
**9A0812M401** With pulse sensor

Operating voltage range



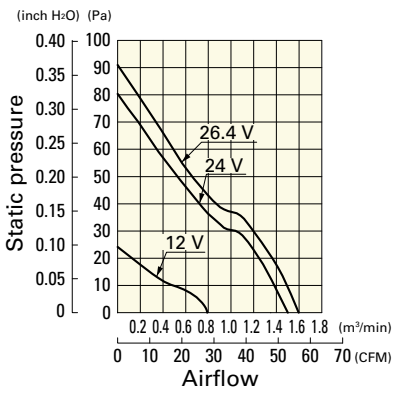
**9A0812L401** With pulse sensor

Operating voltage range



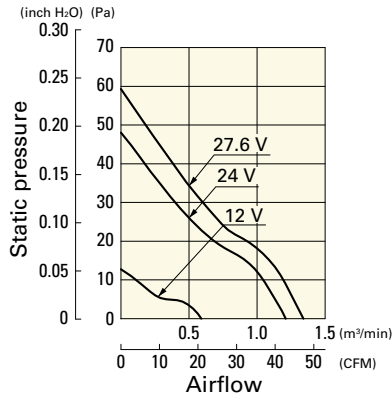
**9A0824G401** With pulse sensor

Operating voltage range



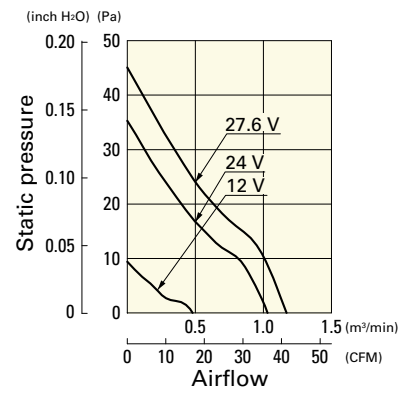
**9A0824S401** With pulse sensor

Operating voltage range



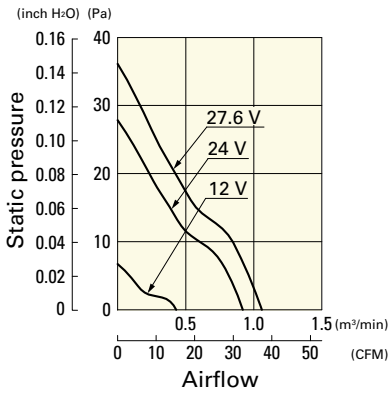
**9A0824H401** With pulse sensor

Operating voltage range



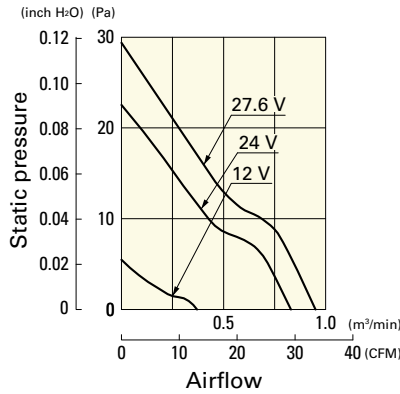
**9A0824F401** With pulse sensor

Operating voltage range



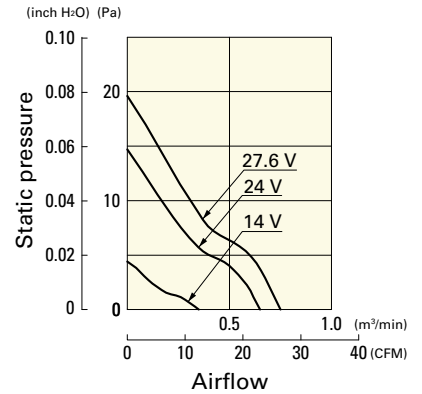
**9A0824M401** With pulse sensor

Operating voltage range

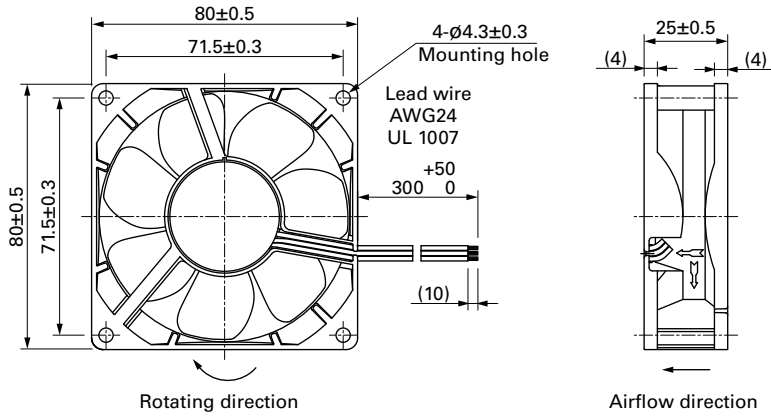


**9A0824L401** With pulse sensor

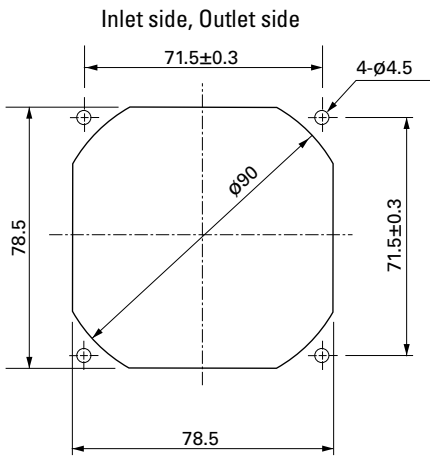
Operating voltage range



**Dimensions (unit: mm)** (With ribs)



**Reference Dimensions of Mounting Holes and Vent Opening (unit: mm)**



**Options**

**Finger guards**

page: p. 532

Model no.: 109-049E, 109-049H, 109-049C

**Resin finger guards**

page: p. 539

Model no.: 109-1002G

**Resin filter kits**

page: p. 540

Model no.: 109-1002F13 (13PPI), 109-1002F20 (20PPI),  
109-1002F30 (30PPI), 109-1002F40 (40PPI)

## X-ON Electronics

Largest Supplier of Electrical and Electronic Components

*Click to view similar products for [DC Fans](#) category:*

*Click to view products by [Sanyo Denki](#) manufacturer:*

Other Similar products are found below :

[614R](#) [AUB0612L](#) [AFB0948HH-S687](#) [G2E085-AA05-10](#) [4318/12T](#) [AUB0912H-F00](#) [3412N/2ME](#) [W2G110-AM39-01](#) [8412GLV](#) [8412NGL-12](#) [6448-384](#) [4114N/17-251](#) [4318/2R](#) [4412F/2D](#) [424JMU](#) [4414/2HH](#) [4112 N/12GL-175](#) [9GA0912F402](#) [9GA0812B20011](#)  
[AFB0824SHBAV1](#) [DV5214/2NP-230](#) [9GA0912H4021](#) [THC1548MGDJJ](#) [9GA0812B2001](#) [GFB1224SHG](#) [8500NU](#) [9WG1212E101-E](#)  
[3241.124](#) [DC0401012V2B-3T0](#) [ASFP14391](#) [ASFP64371](#) [ASFP64391](#) [ASFP84391](#) [ASFP92391](#) [9A0612G402](#) [AD5012HB-C71](#)  
[AD5012MB-C71](#) [ASFP84372](#) [ASFP64372](#) [31100-000440-RS](#) [026758A](#) [514F](#) [MEC0381V1-000U-G99](#) [4292](#) [MF60152V1-1000U-G99](#)  
[3610KL-04W-B50-D00](#) [109P0412K3023](#) [EE92251B1-000U-F99](#) [8218J/2H4P](#) [PF60381B1-000U-S99](#)