



2-phase stepping motor

42mm sq. (1.65inch sq.)

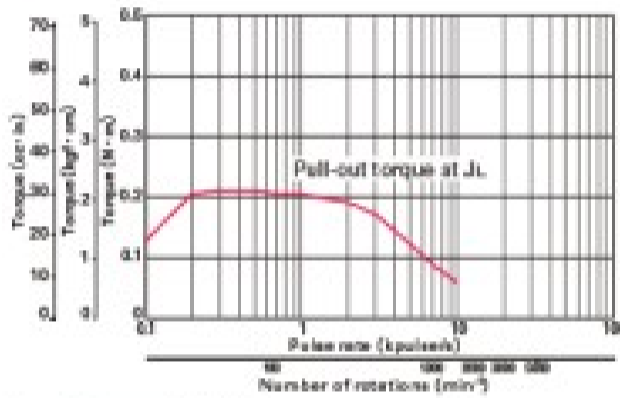
SH142□
0.9° /step

Unipolar winding • Lead wire type

Model		Holding torque at 2-phase energization	Rated current	Wiring resistance	Winding inductance	Rotor inertia	Mass (Weight)
Single shaft	Double shafts	[N · m (oz · in.) MIN.]	A/phase	Ω /phase	mH/phase	[×10 ⁻⁴ kg · m ² (oz · in ²)]	[kg (lbs.)]
SH1421-0441	-0411	0.20 (28.32)	1.2	2.7	3.2	0.044 (0.241)	0.24 (0.53)
SH1422-0441	-0411	0.29 (41.07)	1.2	3.1	5.3	0.066 (0.361)	0.29 (0.64)
SH1424-0441	-0411	0.39 (55.23)	1.2	3.5	5.3	0.089 (0.487)	0.38 (0.84)

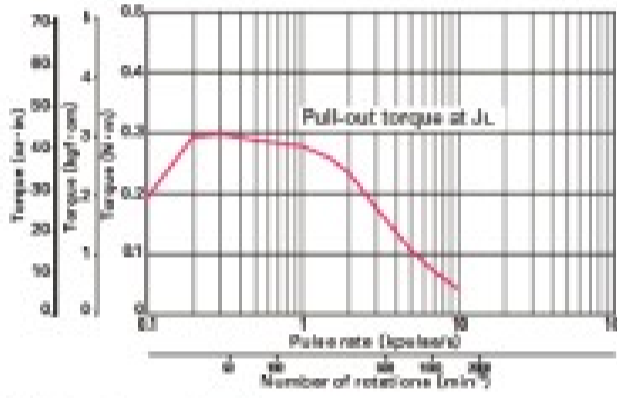
Pulse rate-torque characteristics

● SH1421-04 □□



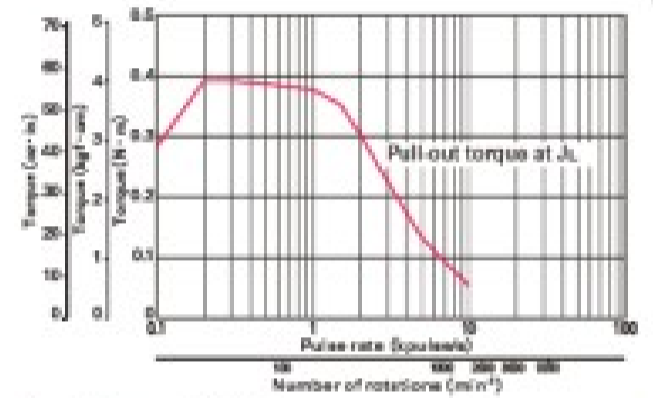
Constant current circuit
Source voltage : DC24V · operating current : 1.2A/phase,
2-phase energization (full-step)
J₁ = [0.94×10⁻⁴kg · m² (5.14 oz · in²) Use the rubber coupling]

● SH1422-04 □□




Constant current circuit
Source voltage : DC24V · operating current : 1.2A/phase,
2-phase energization (full-step)
J₁ = [0.94×10⁻⁴kg · m² (5.14 oz · in²) Use the rubber coupling]

● SH1424-04 □□



Constant current circuit
Source voltage : DC24V · operating current : 1.2A/phase,
2-phase energization (full-step)
J₁ = [0.94×10⁻⁴kg · m² (5.14 oz · in²) Use the rubber coupling]

The data are measured under the drive condition of our company. The drive torque may vary depending on the accuracy of customer-side equipment.

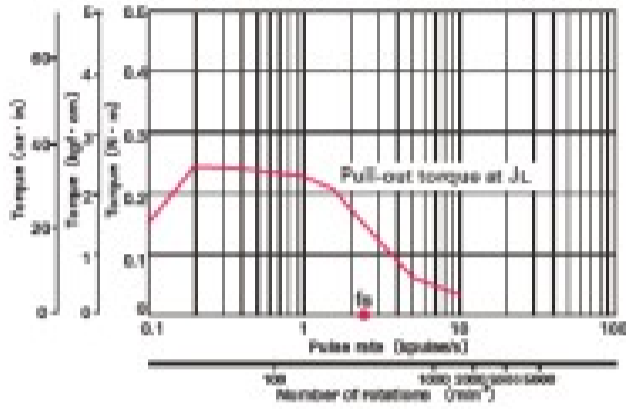


Bipolar winding • Lead wire type

Model		Holding torque at 2-phase energization	Rated current	Wiring resistance	Winding inductance	Rotor inertia	Mass (Weight)
Single shaft	Double shafts	[N · m (oz · in) MIN.]	A/phase	Ω /phase	mH/phase	[×10 ⁻⁴ kg · m ² (oz · in ²)]	[kg (lbs)]
SH1421-5041	-5011	0.23 (32.5)	1	3.3	8.0	0.044 (0.24)	0.24 (0.53)
SH1421-5241	-5211	0.23 (32.5)	2	0.85	2.1	0.044 (0.24)	0.24 (0.53)
SH1422-5041	-5011	0.34 (48.1)	1	4.0	14.0	0.066 (0.36)	0.29 (0.64)
SH1422-5241	-5211	0.34 (48.1)	2	1.05	3.6	0.066 (0.36)	0.29 (0.64)
SH1424-5041	-5011	0.48 (67.9)	1	4.7	15.0	0.089 (0.49)	0.38 (0.84)
SH1424-5241	-5211	0.48 (67.9)	2	1.25	3.75	0.089 (0.49)	0.38 (0.84)

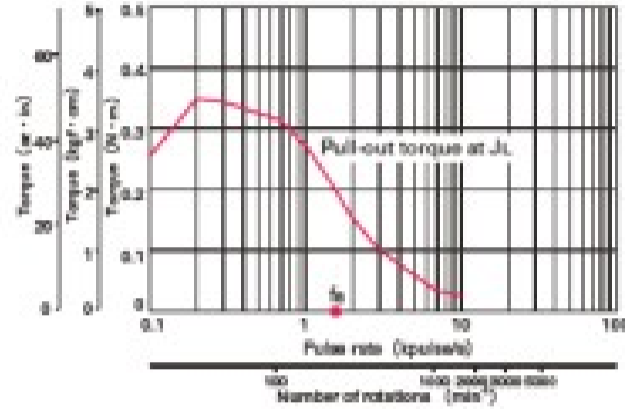
Pulse rate-torque characteristics

● SH1421-50 □□



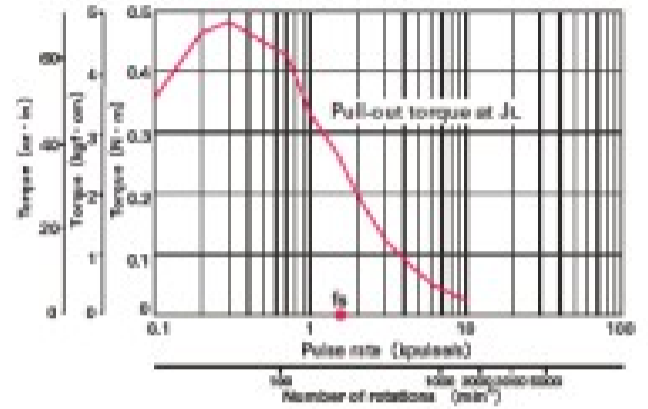
Constant current circuit
 Source voltage : DC24V - operating current : 2A/phase,
 2-phase energization (full-step)
 $J_L = [0.94 \times 10^{-4} \text{kg} \cdot \text{m}^2 (5.14 \text{oz} \cdot \text{in}^2)]$ Use the rubber coupling]
 fs: No load maximum starting pulse rate

● SH1422-50 □□



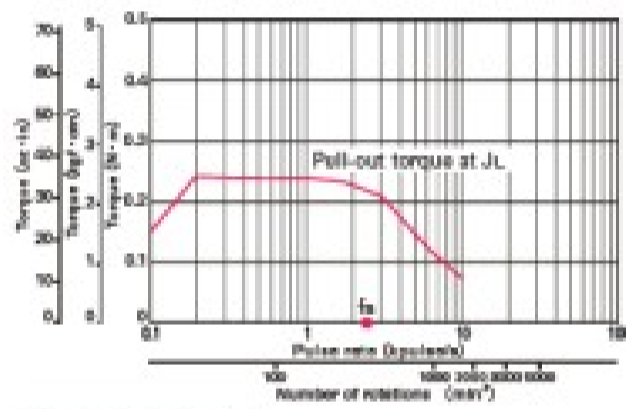
Constant current circuit
 Source voltage : DC24V - operating current : 2A/phase,
 2-phase energization (full-step)
 $J_L = [0.94 \times 10^{-4} \text{kg} \cdot \text{m}^2 (5.14 \text{oz} \cdot \text{in}^2)]$ Use the rubber coupling]
 fs: No load maximum starting pulse rate

● SH1424-50 □□



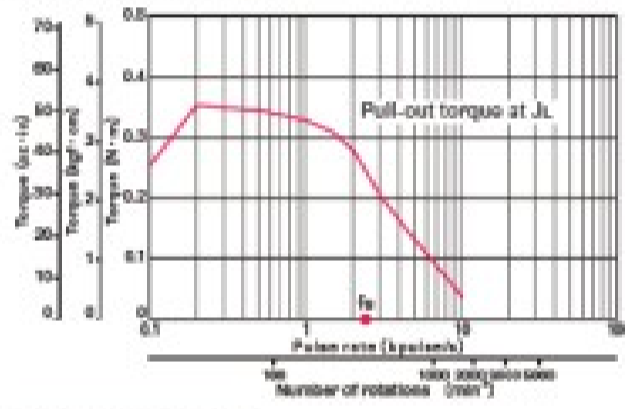
Constant current circuit
 Source voltage : DC24V - operating current : 2A/phase,
 2-phase energization (full-step)
 $J_L = [0.94 \times 10^{-4} \text{kg} \cdot \text{m}^2 (5.14 \text{oz} \cdot \text{in}^2)]$ Use the rubber coupling]
 fs: No load maximum starting pulse rate

● SH1421-52 □□



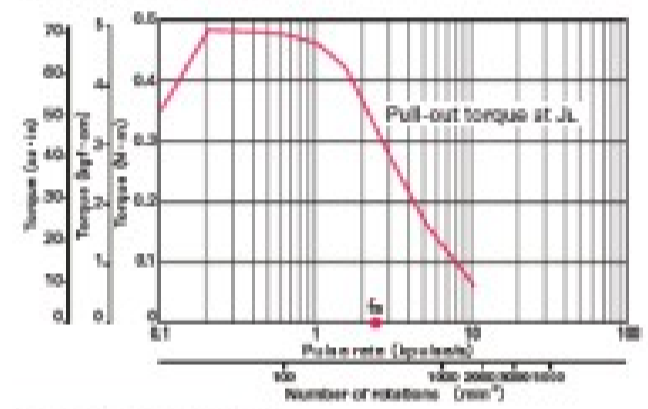
Constant current circuit
 Source voltage : DC24V - operating current : 2A/phase,
 2-phase energization (full-step)
 $J_L = [0.94 \times 10^{-4} \text{kg} \cdot \text{m}^2 (5.14 \text{oz} \cdot \text{in}^2)]$ Use the rubber coupling]
 fs: No load maximum starting pulse rate

● SH1422-52 □□



Constant current circuit
 Source voltage : DC24V - operating current : 2A/phase,
 2-phase energization (full-step)
 $J_L = [0.94 \times 10^{-4} \text{kg} \cdot \text{m}^2 (5.14 \text{oz} \cdot \text{in}^2)]$ Use the rubber coupling]
 fs: No load maximum starting pulse rate

● SH1424-52 □□



Constant current circuit
 Source voltage : DC24V - operating current : 2A/phase,
 2-phase energization (full-step)
 $J_L = [0.94 \times 10^{-4} \text{kg} \cdot \text{m}^2 (5.14 \text{oz} \cdot \text{in}^2)]$ Use the rubber coupling]
 fs: No load maximum starting pulse rate

The data are measured under the drive condition of our company. The drive torque may vary depending on the accuracy of customer-side equipment.

X-ON Electronics

Largest Supplier of Electrical and Electronic Components

Click to view similar products for [Stepper Motors](#) category:

Click to view products by [Sanyo Denki](#) manufacturer:

Other Similar products are found below :

[HT23-596](#) [HT11-021](#) [HT23-598](#) [HT08-221](#) [82929001](#) [82924055](#) [82924031](#) [82924028](#) [82924033](#) [82924027](#) [82924039](#) [82924052](#) [82924062](#)
[82924024](#) [PM42S-048-HHC8](#) [PM20L-020-HHC3](#) [PM25L-024-HHC5](#) [HT23-598D-ZAA](#) [HT34-504](#) [103H7126-6740](#) [103H8223-6340](#)
[103H5210-5240](#) [103H7126-0740](#) [103H7126-5840](#) [103H8221-6240](#) [103H7126-5740](#) [103H7822-5740](#) [103H8222-6340](#) [STEPPER MOTOR](#)
[BIPOLAR 42X38MM 2.8V 1.7A](#) [SY20STH30-0604A](#) [SH2141-5541](#) [STEPPER MOTOR: UNIPOLAR/BIPOLAR 57Å—56MM](#) [NSANYO](#)
[PANCAKE STEPPER MOTOR: BIPOLAR 42×](#) [ROB-10551](#) [SM2861-5151](#) [STEPPER MOTOR: UNIPOLAR/BIPOLAR 57Å—76MM](#)
[103H7123-5740](#) [82924048](#) [5017-013](#) [902-0063-000](#) [902-0067-000](#) [902-0118-000](#) [ROB-09238](#) [902-0125-000](#) [82930015](#) [80910002](#) [902-](#)
[0127-000](#) [902-0087-000](#) [902-0003-001](#) [902-0086-000](#)