


特点 Features

- 10A 触点切换能力。
10A switching capability.
- 耐冲击电压: 10,000 伏。
Impulse withstand voltage(between coil and contact): 10,000V.
- 可提供满足 IEC60335-1 /IEC60079-15 /灼热丝 750°C以及 CTI≥250V 要求的产品。
Product in accordance to IEC60335-1/IEC60079-15/ GWT 750°C and CTI≥250V is available.
- 外形尺寸: 18.2mm×10.2mm×15.5mm。
Dimensions: 18.2mm×10.2mm×15.5mm.

安规认证 Safety certificate

UL、c-UL 认证号 File No: E190598

VDE 认证号 File No: 40002146

CQC 认证号 File No: CQC02001002114、CQC09002030583、
CQC11002064518

触点参数 Contact Data

型号 Type	SJ-DMH/(0.45W)	SJ-LMH/(0.2W)
额定负载 (阻性) Rated load (Resistive load)	10A 250VAC	8A 277VAC
最大切换电流 Max. Switching Current	12A	12A
最大切换电压 Max. Switching voltage	277VAC	277VAC
最大切换功率 Max. Switching power	3,324 VAC	3,324 VAC
最小切换负载 Min. Switching load	6V 1A	6V 1A

性能参数 Characteristic Data

触点材料 Contact material	银合金 Silver alloy
接触电阻 Contact resistance	100mΩ Max. (at 1A 6VDC)
吸合时间 (额定电压) Operate time (at rated coil voltage)	10ms Max. (不加二极管 No diode)
释放时间 Release time	5ms Max. (不加二极管 No diode)
绝缘电阻 Insulation resistance	1,000MΩ Min. (DC500V)
介质耐压 Dielectric strength	触点与触点间: 1,000VAC 50/60Hz for 1min. Between open contacts: 1,000VAC 50/60Hz for 1min.
	触点与线圈间: 4,000VAC, 50/60Hz for 1min. Between coil and contact: 4,000VAC, 50/60Hz for 1min.

抗振动 Vibration resistance	耐久 Destructive	10 ~ 55Hz, 双振幅 1.5 mm 10 ~ 55Hz, at double amplitude of 1.5mm
	误动作 Functional	10 ~ 55Hz, 双振幅 1.5 mm 10 ~ 55Hz, at double amplitude of 1.5mm
抗冲击 Shock resistance	耐久 Destructive	100G Min.
	误动作 Functional	10G Min.
寿命 Endurance	机械寿命(每小时 10,800 次) Mechanical endurance 10,800ops/h	10,000,000 次 (室温) 10,000,000 (at room temperature)
	电气寿命(每小时 360 次) Electrical endurance (360ops/h)	100,000 次 (室温) 100,000 (at room temperature)
环境温度 Ambient temperature	-40°C ~ +105°C (不冷凝 No condensation)	
重量 Weight	约 5.7g Approx. 5.7g	

(1) 上述值为初始值。

The Data shown above are initial values.

(2) 以上仅列出该产品认证部分典型负载,而每个负载详细测试条件不同,因此电寿命耐久性不一样。如需了解详细信息, 请与我司技术部门联络。

Only typical loads are listed above. Other load specifications can be available upon request.

(3) 以上耐久性电寿命测试, 条件均为开孔品状态。

The electrical endurance test has been carried out on flux proofed version.

线圈参数 Coil Data (at 20°C)

额定电压 Nominal voltage (VDC)	额定电流 Nominal operating current ±10% (mA)	线圈电阻 Coil resistance ±10% (Ω)	最大外加电压 Max allowable voltage (VDC)	吸合电压 Operate voltage (Max.)	释放电压 Release voltage (Min.)	额定功率 Nominal operating power (W)
3	150.00	20	额定电压的 130% 130% of Nominal Voltage	额定电压的 75% 75% of Nominal Voltage	额定电压的 5% 5% of Nominal Voltage	0.45W
5	90.00	55				
6	75.00	80				
9	50.00	180				
12	37.50	320				
18	25.00	720				
24	18.75	1280				0.20W
3	66.67	45				
5	40.00	125				
6	33.33	180				
9	22.22	405				
12	16.66	720				
18	11.11	1620				
24	8.33	2880				

上述值为初始值; 请勿在产品上连续施加最大电压 > 10min, 以免线圈过度发热。

The data shown above are initial values. Do not apply maximum allowable voltage on coil for more than 10 minutes to avoid overheating of the coil.

安规认证负载 (注: 更多详细的认证负载, 参考安规证书)

Safety Certificate Ratings (Note: More details of approved ratings, please refer to the safety certificates)

认证类型 Certificates	CQC	TUV	VDE	UL/cUL
证书号 File No.	CQC02001002114 CQC09002030583 CQC11002064518	R50142420	40002146	E190598
认证负载 Approved Ratings	SJ-D: 10A 250VAC 12A 125/250/277VAC SJ-L: 8A 277VAC 12A 125/250/277VAC	SJ-D: 10A 250VAC SJ-L: 8A 277VAC	SJ-D: 10A 250VAC SJ-L: 8A 277VAC	SJ-D 10A 125NAC/250VAC, Resistive 10A 120VAC Resistive 1/3 HP 240VAC TV-5,120AVC Poliot Duty:240VA,240VAC 12A/10A 125/250/277VAC, Resistive& General use SJ-L: 8A 277VAC Resistive TV-5,120AVC Poliot Duty:120VA,240VAC 12A/10A 125/250/277VAC ,Resistive& General use

(1) 上述未注明温度的负载, 均指环境温度为室温。

All values unspecified are at room temperature.

(2) 以上仅列出了该产品认证的部分负载, 每个负载的详细测试条件不同, 因此电寿命次数不一样。如需了解详细情况, 请联系三友。

Only typical ratings are listed above and the endurance differ in each load. Other specific load information are available upon request.

(3) 对于塑封式、防水式产品试验时, 应打开外壳的透气孔。

For sealed type testing, please open the ventilation hole in the case before test.

订货标记 Ordering Information

型号命名规则 Nomenclature

SJ	-S	-1	12	D	M	H	2	-F	-XX	特殊参数: 无-标准型, XX-客户要求类型 Special Parameter: Nil-Standard, Letter or number-Special requirement
										绝缘等级: 无-普通型, B-Class B, F-Class F Insulation System: Nil-Standard, B- B-Class B, F-Class F
										触点材质: 无--AgSnO ₂ , 2-AgNi, 3-AgNi&AgSnO ₂ Contact material: Nil-AgSnO ₂ , 2-AgNi, 3-AgNi&AgSnO ₂
										负载能力: H-10A、8A、12A Contact capacity: H-10A、8A、12A
										触点形式: M-Form A Contact Arrangement: M-Form A
										线圈功耗: L-0.2W, D-0.45W Coil power: L-0.2W, D-0.45W
										线圈电压 Rated coil voltage (VDC): 03, 05, 06, 09, 12, 18, 24
										触点组数: 1-1 组 Number of poles : 1-1Pole
										封装形式: S-塑封式, SH-防水式 Protective construction: S-Flux proofed, SH-Sealed type washabl
										基本型号 Type: SJ

备注: H: 10A 为线圈功率 0.45W 时额定负载; 8A 为线圈功率 0.2W 时额定负载; 12A 为最大负载认证。

(1) 塑封式不能在污染环境 (含有 H₂S、SO₂、NO₂、粉尘等污染物) 中使用。

Flux-proofed relays can not be used in the environment with pollutants like H₂S, SO₂, NO₂, dust, etc.

(2) 塑封式装入 PCB 焊接后, 不能进行整体清洗或表面处理。

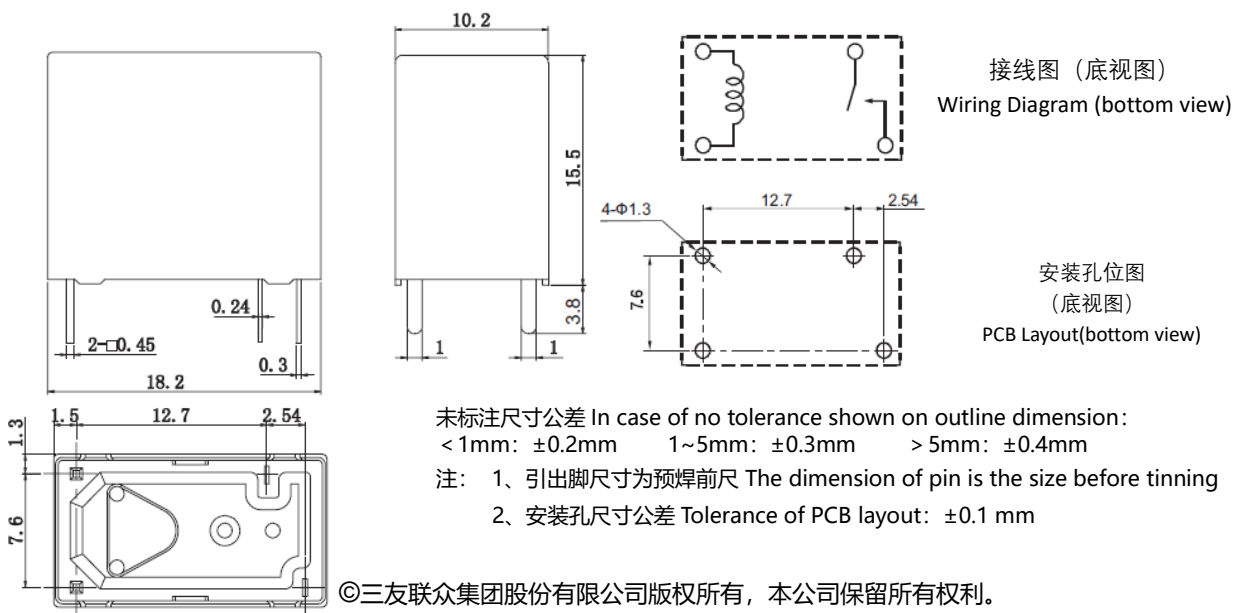
Water cleaning or surface process is not suggested after the flux-proofed relays are assembled on PCB.

(3) 客户特殊要求 (XX), 由我司评估后, 按特性符号标识。

Special requirements of customers (XX) shall be evaluated by our company and marked by characteristic symbols.

外形尺寸图、接线图、安装孔位图 (单位: mm)

Outline dimension, wiring diagram, PCB layout (Unit: mm)



©三友联众集团股份有限公司版权所有, 本公司保留所有权利。

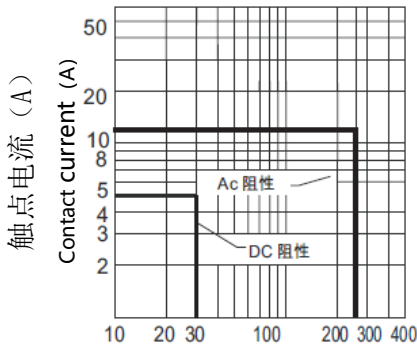
© Sanyou Corporation Limited. All rights reserved

典型用途 Typical Applications

- 家用设备
● Household appliance
- 办公设备
● Office equipment
- 音响设备
● Sound equipment
- 空调
● Air conditioner

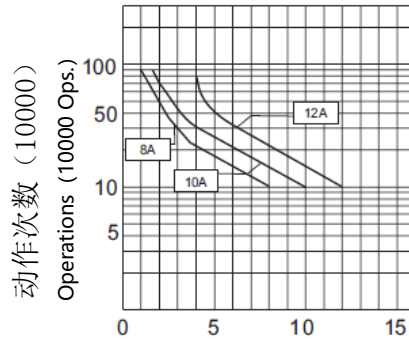
性能曲线图 Characteristic Curves

最大切换功率
Max. Switching Power



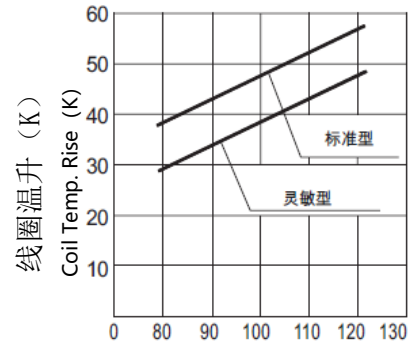
触点电压 (V)
Contact voltage

寿命曲线
Endurance Curve



触点电流 (A)
Contact current

线圈温升
Coil Temp. Rise



线圈额定电压百分比
Coil rated voltage percentage

声明：本产品规格书仅供客户使用时参考，若有更改，恕不另行通知。

对三友而言，不可能评定继电器在每个具体应用领域的所有性能参数要求，因而客户应该根据具体的使用条件选择与之相匹配的产品。对于密封继电器在安装清洗后，使用前请打开外壳上的透气孔。若有疑问，请与三友联系获取更多的技术支持。但产品选型责任仅由客户负责。

Disclaimer: The specification is for reference only. Specifications are subject to change without prior notice.

We could not evaluate all the performance and all the parameters for every possible applications. Thus the users should in a right position to choose suitable product for their own application. For sealed relays, after installation and cleaning, please open the ventilation hole in the case before use. If there is any query, please contact Sanyou for technical services. However it is the user's responsibility to determine which product should be used.

X-ON Electronics

Largest Supplier of Electrical and Electronic Components

Click to view similar products for [General Purpose Relays](#) category:

Click to view products by [SANYOU](#) manufacturer:

Other Similar products are found below :

[PCN-105D3MH,000](#) [59641F200](#) [5JO-1000CD-SIL](#) [5X827E](#) [5X837F](#) [5X840F](#) [5X842F](#) [5X848E](#) [LY2N-AC120](#) [LY2-US-AC120](#) [M115C60](#)
[M115N010](#) [M115N0150](#) [603-12D](#) [60HE1-5DC](#) [60HE2S-12DC](#) [61211T0B4](#) [61212T400](#) [61222Q400](#) [61243B600](#) [61243C500](#) [61243Q400](#)
[61311BOA2](#) [61311BOA6](#) [61311BOA8](#) [61311C0A2](#) [61311COA1](#) [61311COA6](#) [61311F0A2](#) [61311QOA1](#) [61311QOA4](#) [61311T0D6](#)
[61311TOA6](#) [61311TOA7](#) [61311TOB3](#) [61311TOB4](#) [61311U0A6](#) [61312Q600](#) [61312T400](#) [61312T600](#) [61313U200](#) [61313U400](#) [61322T400](#)
[61332C400](#) [61343C200](#) [61343C600](#) [61343Q200](#) [61343T100](#) [61343T200](#) [61343T400](#)