


特点 Features

体积小, 适用于密集安装。

- Small in size and suitable for intensive installation. 耐压可达 5000V。
- Pressure resistance is up to 5,000V. 可提供满足 IEC60335-1 的产品。
- IEC60335-1 compliant product is available.
- 可提供满足 IEC60079-15 的产品。 IEC60079-15 compliant product is available.

安规认证 Safety certificate

UL, C-UL 认证号 File No: E190598

TUV 认证号 File No: R50143452

VDE 认证号 File No: 40034054

CQC 认证号 File No: CQC07001018779

触点参数 Contact Data

型号 Type	SMI-1Pole	SMI-2Poles
额定负载 (阻性) Rated load (Resistive load)	10A 250VAC 12A 277VAC	5A 250VAC 8A 277VAC
最大切换电流 Max. switching current	12A	8A
最大切换电压 Max. switching voltage	277VAC	277VAC
最大切换功率 Max. switching power	3,324VA	2,216VA
最小切换负载 Min. switching load	6V 1A	

性能参数 Characteristic Data

触点材料 Contact material	银合金 Silver alloy	
接触电阻 Contact resistance	100mΩ Max.(at 1A 6VDC)	
吸合时间 (额定电压) Operate time (at rated coil voltage.)	15 ms. Max. (不加二极管 No diode)	
释放时间 Release time	5 ms. Max. (不加二极管 No diode)	
绝缘电阻 Insulation resistance	Min. 1,000MΩ (at 500VDC)	
介质耐压 Dielectric strength	触点与触点间 Between open contacts: 1,000VAC, 50/60Hz for 1min.	
	触点与线圈间 Between coil and contact: 5,000VAC, 50/60Hz for 1min.	
抗振动 Vibration resistance	误动作	10~55Hz, 双振幅 1.5 mm
	Functional	10~55Hz at double amplitude of 1.5 mm

	耐久 Destructive	10~55Hz, 双振幅 1.5 mm 10~55Hz at double amplitude of 1.5 mm
抗冲击 Shock resistance	误动作 Functional	10G Min.
	耐久 Destructive	100G Min.
寿命 Endurance	机械寿命(每小时 10,800 次, 室温) Mechanical endurance (10,800ops./h)	10,000,000 次 10,000,000(at room temperature)
	电气寿命(每小时 360 次, 室温) Electrical endurance (360ops./h)	100,000 次 100,000(at room temperature)
环境温度 Ambient temperature	-40°C ~ +85°C (不冷凝 no condensation) 若需要 105°C 产品, 请联系三友 For ambient temperature is 105°C, please contact Sanyou	
重量 Weight	约 14g Approx. 14g	

线圈参数 CoilData (at 20°C)

额定电压 (VDC) Nominal voltage (VDC)	额定电流 ±10%(mA) Nominal operating current ±10%(mA)	线圈电阻 ±10% (Ω) coil resistance ±10%(Ω)	最大连续外加电 压 Max. allowable voltage	吸合电压 (Max.) Operate voltage (Max.)	释放电压 (Min.) Release voltage (Min.)	额定功率 Nominal operating power			
3	240.00	12.5	额定电压的 130% 130% of nominal voltage	额定电压的 75% 75% of nominal voltage	额定电压的 5% 5% of nominal voltage	约 0.72W Approx. 0.72W			
5	144.00	35							
6	120.00	50							
9	80.00	113							
12	60.00	200							
18	40.00	450							
24	30.00	800							
48	15.00	3,200							
3	180.00	17				额定电压的 130% 130% of nominal voltage	额定电压的 75% 75% of nominal voltage	额定电压的 5% 5% of nominal voltage	约 0.54W Approx. 0.54W
5	108.00	46							
6	90.00	67							
9	60.00	150							
12	45.00	270							
18	30.00	600							
24	22.50	1,067							
48	11.25	4,267							

上述值为初始值; 请勿在产品上连续施加最大电压 > 10min, 以免线圈过度发热。

The data shown above are initial values. Do not apply maximum allowable voltage on coil for more than 10 minutes to avoid overheating of the coil.

安规认证负载 (注: 更多详细的认证负载, 参考安规证书)

Safety Certificate Ratings (Note: More detail of approved ratings, please refer to the safety certificates)

认证类型 Certificates	CQC	TUV	VDE	UL/CUL	
认证号码 File No.	CQC07001018779	R50143452	40034054	E190598	
认证负载 Approved Ratings	1 pole: 10A 250VAC 12A 277VAC 2 poles : 5A 250VAC 8A 277VAC	1 pole : 10A 250VAC 10A 30VDC 2 poles : 5A 250VAC 5A 24VDC	1 pole: 10A 250VAC 2 poles : 5A 250VAC	1 Pole: 10A 250VAC, Resistive 10A 30VDC, Resistive 10A 250VAC, General Use 5A 250VAC, General Use TV-3 250VAC Pilot duty:250VA 250VAC 5A 250VAC, General Use	2 Poles : 5A 250 VAC , Resistive 5A 24 VDC, Resistive TV-3 120VAC 8A 277VAC, Resistive/ General Use Pilot duty:125VA 250VAC

(1)上述未注明温度的负载, 均指环境温度为室温

All values unspecified are at room temperature

(2)以上仅列出了该产品认证的部分负载, 每个负载的详细测试条件不同, 因此电寿命次数不一样。如需了解详细情况, 请联系三友。
Only typical ratings are listed above and the endurance differ in each load. Other specific load information are available upon request.

(3)对于塑封式、防水式产品试验时, 应打开外壳的透气孔。

For sealed type testing, please open the ventilation hole in the case before test.

订货标记 Ordering Information

型号命名规则 Nomenclature

SMI -S -1 12 D M -F -XX

特殊参数 Special Parameter:

无-标准型 Nil-Standard type

字母或数字-特殊要求 Letter or number-Special requirement

01-新结构 01-New structure

绝缘等级 Insulation System :

无 Nil - 普通型 Standard, B - Class B , F - Class F

触点材质 Contact Material :无 Nil- AgSnO₂

触点形式 Contact Arrangement : 无 Nil-Form C, M-Form A

线圈功耗 Coil Power: D-0.72W, L-0.54W

线圈电压 Rated Coil Voltage (VDC): 03, 05, 06, 09, 12, 18, 24, 48

触点组数 Number of Poles: 1-1 Pole 2-2 Pole

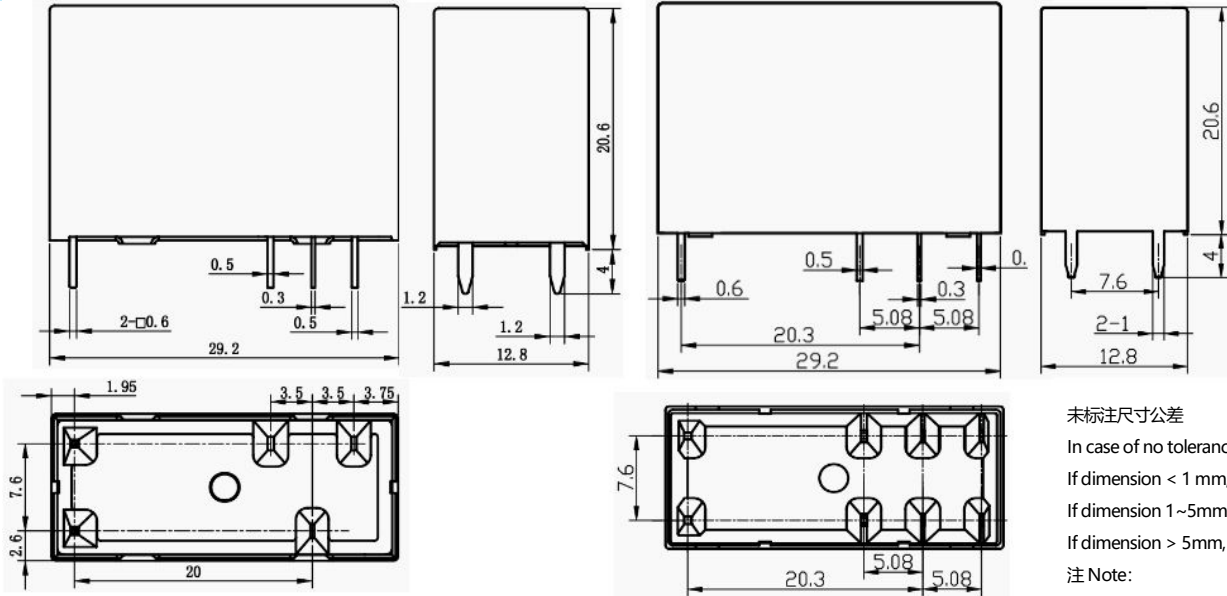
封装形式 Protective Construction:

S-塑封式 Flux-proof, SH-防水式 Sealed type washable

基本型号 Type: SMI

- (1) 塑封式不能在污染环境 (含有 H₂S、SO₂、NO₂、粉尘等污染物) 中使用。
Flux-proof relays can not be used in the environment with pollutants like H₂S, SO₂, NO₂, dust, etc.
- (2) 塑封式装入 PCB 焊接后, 不能进行整体清洗或表面处理。
Water cleaning or surface process is not suggested after the flux-proof relays are assembled on PCB.
- (3) 客户特殊要求 (XX), 由我司评估后, 按特性符号标识。
Customized special suffix is available after being evaluated by Sanyou.

外形尺寸图、接线图、安装孔位图 (单位: mm)
Outline dimension, wiring diagram, PCB layout (Unit: mm)

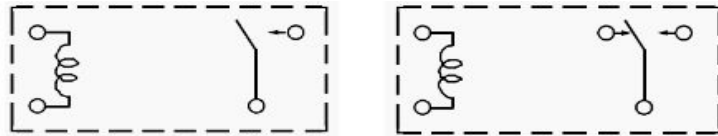


未标注尺寸公差
In case of no tolerance shown on outline dimension
If dimension < 1 mm, tolerance: ±0.2mm
If dimension 1~5mm, tolerance: ±0.3mm
If dimension > 5mm, tolerance: ±0.4mm
注 Note:
1.引出脚尺寸为预焊前尺寸
The dimension of pin is the size before tinning
2.安装孔尺寸公差: ±0.1mm
Tolerance of PCB layout: ±0.1 mm.

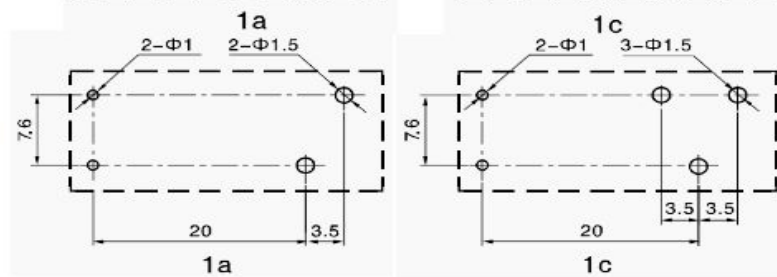
1Pole

2Pole

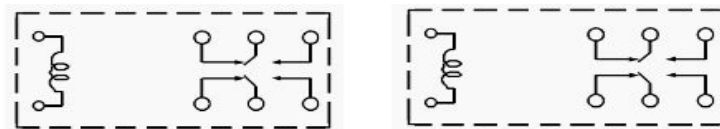
接线图 (底视图)
Wiring Diagram (bottom view)



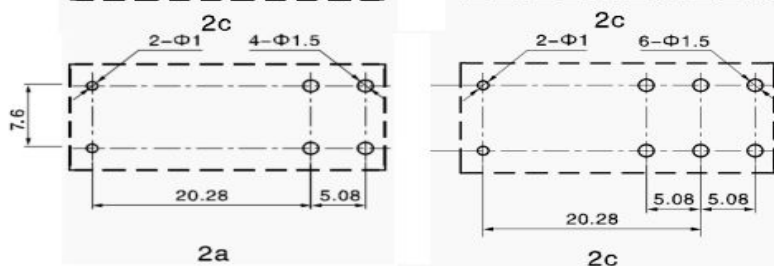
安装孔尺寸图 (底视图)
P. C. B. Layout (bottom view)



接线图 (底视图)
Wiring Diagram (bottom view)



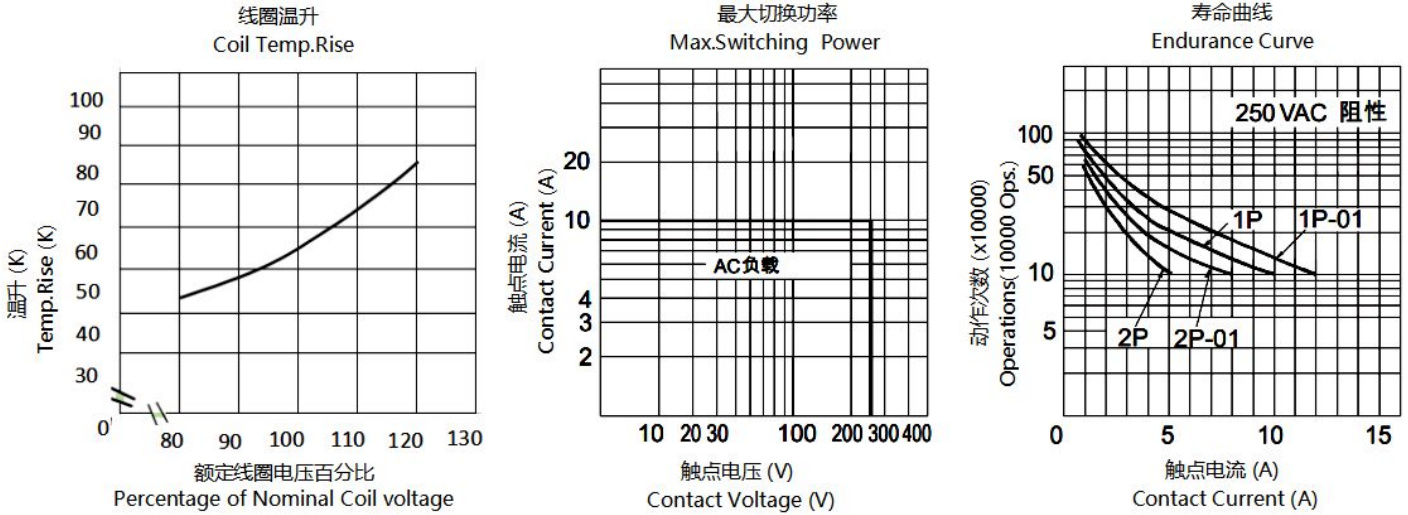
安装孔尺寸图 (底视图)
P. C. B. Layout (bottom view)



典型用途 Typical Applications

- 通讯 Telecommunication equipment
- 安全设备 Safety equipment
- 办公室设备 Office equipment
- 家用电器：空调，微波炉等 Home appliances: air conditioner, microwave oven, etc.

性能曲线图 Characteristic Curves



声明：本产品规格书仅供客户使用时参考，若有更改，恕不另行通知。

对三友而言，不可能评定继电器在每个具体应用领域的所有性能参数要求，因而客户应该根据具体的使用条件选择与之相匹配的产品。对于密封继电器在安装清洗后，使用前请打开外壳上的透气孔。若有疑问，请与三友联系获取更多的技术支持。但产品选型责任仅由客户负责。

Disclaimer: The specification is for reference only. Specifications are subject to change without prior notice.

We could not evaluate all the performance and all the parameters for every possible applications. Thus the users should in a right position to choose suitable product for their own application. For sealed relays, after installation and cleaning, please open the ventilation hole in the case before use. If there is any query, please contact Sanyou for technical services. However it is the user's responsibility to determine which product should be used.

X-ON Electronics

Largest Supplier of Electrical and Electronic Components

Click to view similar products for [General Purpose Relays](#) category:

Click to view products by [SANYOU](#) manufacturer:

Other Similar products are found below :

[PCN-105D3MH,000](#) [59641F200](#) [5JO-1000CD-SIL](#) [5X827E](#) [5X837F](#) [5X840F](#) [5X842F](#) [5X848E](#) [LY2N-AC120](#) [LY2-US-AC120](#) [M115C60](#)
[M115N010](#) [M115N0150](#) [603-12D](#) [60HE1-5DC](#) [60HE2S-12DC](#) [61211T0B4](#) [61212T400](#) [61222Q400](#) [61243B600](#) [61243C500](#) [61243Q400](#)
[61311BOA2](#) [61311BOA6](#) [61311BOA8](#) [61311C0A2](#) [61311COA1](#) [61311COA6](#) [61311F0A2](#) [61311QOA1](#) [61311QOA4](#) [61311T0D6](#)
[61311TOA6](#) [61311TOA7](#) [61311TOB3](#) [61311TOB4](#) [61311U0A6](#) [61312Q600](#) [61312T400](#) [61312T600](#) [61313U200](#) [61313U400](#) [61322T400](#)
[61332C400](#) [61343C200](#) [61343C600](#) [61343Q200](#) [61343T100](#) [61343T200](#) [61343T400](#)