
**特点 Features**

- 体积小，适用于密集安装。负载可达 16A。  
Small in size and suitable for intensive installation. Load of up to 16A.
- 耐压可达 5000V。  
Pressure resistance is up to 5,000V.
- 可提供满足 IEC60335-1 的产品。  
IEC60335-1 compliant product is available.
- 可提供满足 IEC60079-15 的产品。  
IEC60079-15 compliant product is available.

**安规认证 Safety certificate**

UL, cUL 认证号 File No: E190598  
 VDE 认证号 File No: 40036033  
 TUV 认证号 File No: R50226154  
 CQC 认证号 File No: CQC07001018779

**触点参数 Contact Data**

型号 Type	SZ
额定负载 (阻性负载) Rated load (Resistive load)	16A 250VAC 17A 277VAC
最大切换电流 Max. switching current	17A
最大切换电压 Max. switching voltage	277VAC
最大切换功率 Max. switching power	4709VA
最小切换负载 Min. switching load	6V 1A

**性能参数 Characteristic**

触点材料 Contact material	银合金 Silver alloy	
接触电阻 Contact resistance	100mΩ Max.(at 1A 6VDC)	
吸合时间 (额定电压) Operate time (at rated coil voltage.)	15ms. Max. (不加二极管 No diode)	
释放时间 Release time	5ms. Max. (不加二极管 No diode)	
绝缘电阻 Insulation resistance	Min. 1,000MΩ (at 500VDC)	
介质耐压 Dielectric strength	触点与触点间 Between open contacts: 1,000VAC, 50/60Hz for 1min.	
	触点与线圈间 Between coil and contact: 5,000VAC, 50/60Hz for 1min.	
抗振动 Vibration resistance	误动作 Functional	10~55Hz, 双振幅 1.5 mm 10~55Hz at double amplitude of 1.5 mm

	耐久 Destructive	10~55Hz, 双振幅 1.5 mm 10~55Hz at double amplitude of 1.5 mm
抗冲击 Shock resistance	误动作 Functional	10G Min.
	耐久 Destructive	100G Min.
寿命 Endurance	机械寿命(每小时 10,800 次, 室温) Mechanical endurance(at 10,800ops./h)	10,000,000 次 10,000,000(at room temperature)
	电气寿命(每小时 360 次, 室温) Electrical endurance(at 360ops./h)	100,000 次 100,000(at room temperature)
环境温度 Ambient temperature	-40°C ~ +85°C (不冷凝 no condensation) 若需要 105°C 产品, 请联系三友 For ambient temperature is 105°C, please contact Sanyou	
重量 Weight	约 14g Approx. 14g	

## 线圈参数 Coil Data (at 20°C)

额定电压 (VDC) Nominal voltage (VDC)	额定电流 ±10%(mA) Nominal operating current ± 10%(mA)	线圈电阻 ±10% (Ω) Coil resistance ±10%(Ω)	最大连续外加电压 Max. allowable voltage	吸合电压 (Max.) Operate voltage (Max.)	释放电压 (Min.) Release voltage (Min.)	额定功率 Nominal operating power
3	240.00	12.5	额定电压的 130%	额定电压的 75%	额定电压的 5%	约 0.72W  Approx. 0.72W
5	144.00	35				
6	120.00	50				
9	80.00	113				
12	60.00	200				
18	40.00	450				
24	30.00	800				
48	15.00	3,200				
3	180.00	17	130% of nominal voltage	75% of nominal voltage	5% of nominal voltage	约 0.54W  Approx. 0.54W
5	108.00	46				
6	90.00	67				
9	60.00	150				
12	45.00	270				
18	30.00	600				
24	22.50	1,067				
48	11.25	4,267				

上述值为初始值; 请勿在产品上连续施加最大电压 > 10min, 以免线圈过度发热。

The data shown above are initial values. Do not apply maximum allowable voltage on coil for more than 10 minutes to avoid overheating of the coil.

## 安规认证负载 (注: 更多详细的认证负载, 参考安规证书)

Safety Certificate Ratings (Note: More details of approved ratings, please refer to the safety certificates)

认证类型 Certificates	CQC	TUV	VDE	UL/CUL
认证号码 File No.	CQC07001018779	R50226154	40036033	E190598
认证负载 Approved Ratings	16A 250VAC 17A 277VAC	From A: 16A 250VAC 16A 30VDC  From C: 16A/10A 250VAC 16A/10A 30VDC	17A 277VAC	16A 240VAC, Resistive 16A 240VAC, General Use 5A 120VAC/24VDC, Resistive&General Use 17A 277VAC/30VDC, Resistive&General Use TV-8 120VAC

(1)上述未注明温度的负载, 均指环境温度为室温

All values unspecified are at room temperature

(2)以上仅列出了该产品认证的部分负载, 每个负载的详细测试条件不同, 因此电寿命次数不一样。如需了解详细情况, 请联系三友。

Only typical ratings are listed above and the endurance differ in each load. Other specific load information are available upon request.

(3)对于塑封式、防水式产品试验时, 应打开外壳的透气孔。

For sealed type testing, please open the ventilation hole in the case before test.

## 订货标记 Ordering Information

## 型号命名规则 Nomenclature

SZ	-S	-1	12	D	M	-F	-XX	
特殊参数 Special Parameter: 无-标准型 Nil-Standard type 字母或数字-特殊要求 Letter or number-Special requirement								
绝缘等级 Insulation System: 无 - 普通型 Standard, B - Class B, F - Class F								
触点材质 Contact Material :无 Nil- AgSnO <sub>2</sub>								
触点形式 Contact Arrangement: 无 Nil-Form C, M-Form A								
线圈功耗 Coil Power: D-0.72W, L-0.54W								
线圈电压 Rated Coil Voltage(VDC): 03, 05, 06, 09, 12, 18, 24, 48								
触点组数 Number of Poles: 1-1 Pole								
封装形式 Protective Construction: S-塑封式 Flux-proof, SH-防水式 Sealed type washable								
基本型号 Type: SZ								

(1) 塑封式不能在污染环境 (含有 H<sub>2</sub>S、SO<sub>2</sub>、NO<sub>2</sub>、粉尘等污染物) 中使用。Flux-proof relays can not be used in the environment with pollutants like H<sub>2</sub>S, SO<sub>2</sub>, NO<sub>2</sub>, dust, etc.

(2) 塑封式装入 PCB 焊接后, 不能进行整体清洗或表面处理。

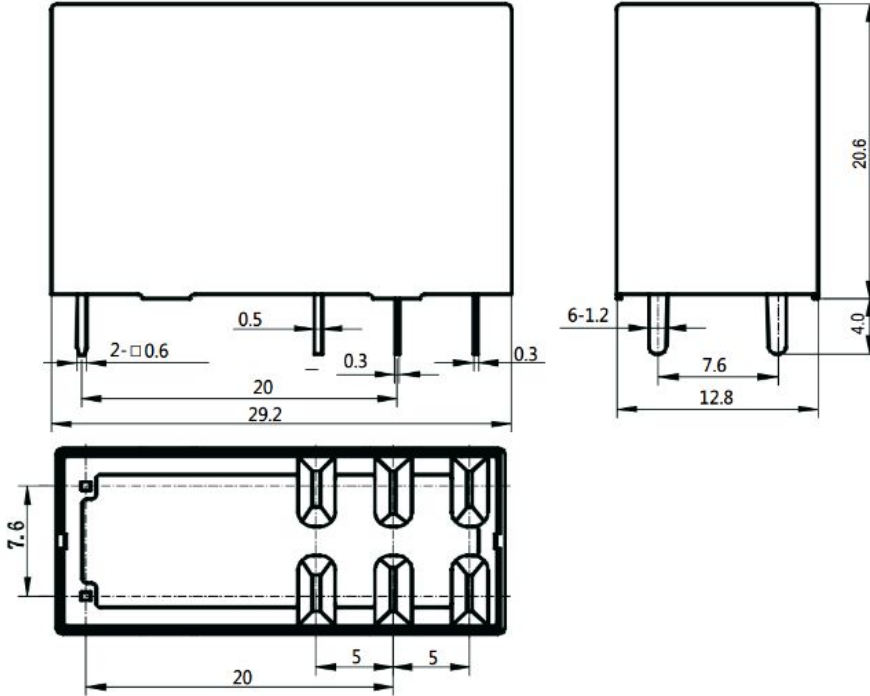
Water cleaning or surface process is not suggested after the flux-proof relays are assembled on PCB.

(3) 客户特殊要求 (XX), 由我司评估后, 按特性符号标识。

Customized special suffix is available after being evaluated by Sanyou.

外形尺寸图、接线图、安装孔位图 (单位: mm)

Outline dimension, wiring diagram, PCB layout (Unit: mm)



未标注尺寸公差

In case of no tolerance shown on outline dimension

If dimension < 1 mm, tolerance:  $\pm 0.2\text{mm}$

If dimension 1~5mm, tolerance:  $\pm 0.3\text{mm}$

If dimension > 5mm, tolerance:  $\pm 0.4\text{mm}$

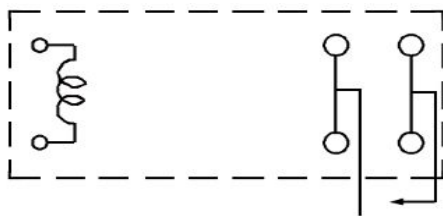
注 Note:

1.引出脚尺寸为预焊前尺寸

The dimension of pin is the size before tinning

2.安装孔尺寸公差:  $\pm 0.1\text{mm}$

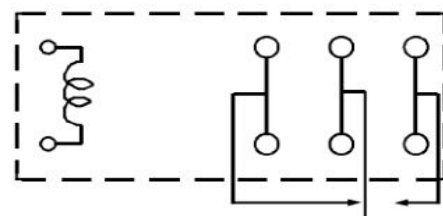
Tolerance of PCB layout:  $\pm 0.1\text{mm}$ .



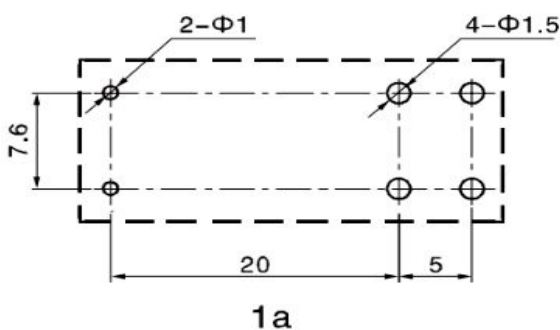
1a

接线图(底视图)

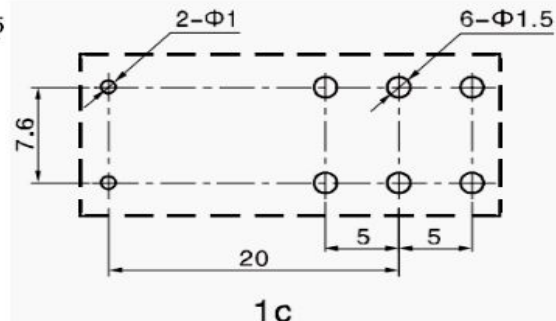
Wiring Diagram (bottom view)



1c



1a



1c

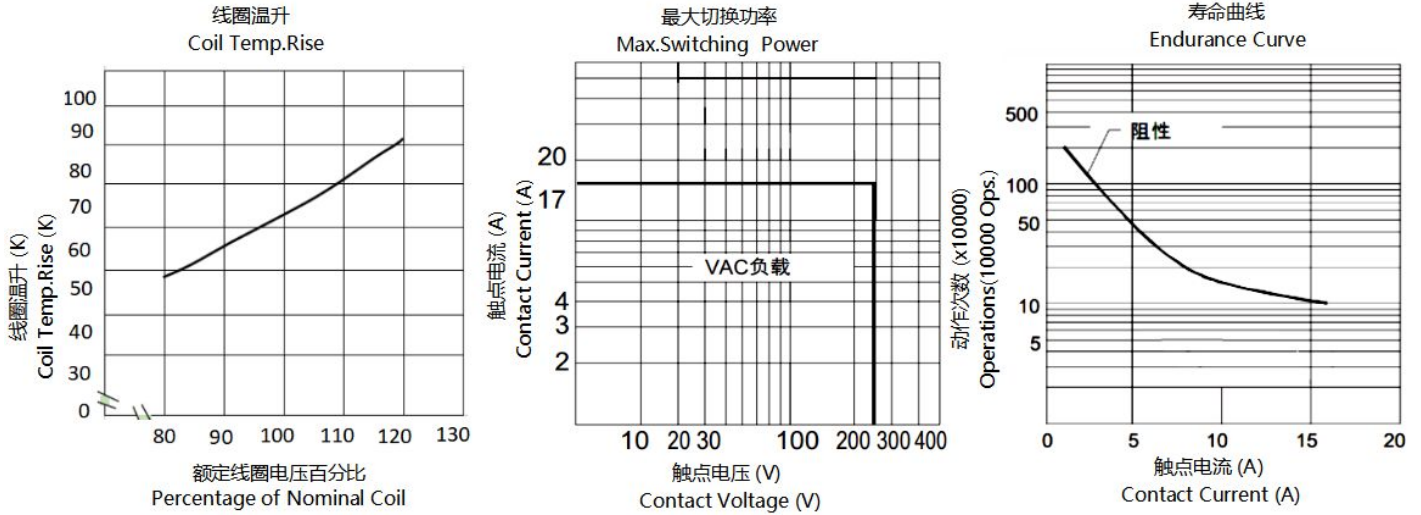
安装孔尺寸图(底视图)

P. C. B. Layout (bottom view)

典型用途 Typical Applications

- 安全设备 Safety equipment
- 办公室设备 Office equipment
- 家用电器: 空调, 微波炉等 Home appliances :air conditioner, microwave oven,etc.

性能曲线图 Characteristic Curves



声明: 本产品规格书仅供客户使用时参考, 若有更改, 恕不另行通知。

对三友而言, 不可能评定继电器在每个具体应用领域的所有性能参数要求, 因而客户应该根据具体的使用条件选择与之相匹配的产品。对于密封继电器在安装清洗后, 使用前请打开外壳上的透气孔。若有疑问, 请与三友联系获取更多的技术支持。但产品选型责任仅由客户负责。

Disclaimer: The specification is for reference only. Specifications are subject to change without prior notice.

We could not evaluate all the performance and all the parameters for every possible applications. Thus the users should in a right position to choose suitable product for their own application. For sealed relays, after installation and cleaning, please open the ventilation hole in the case before use. If there is any query, please contact Sanyou for technical services. However it is the user's responsibility to determine which product should be used.

## **X-ON Electronics**

Largest Supplier of Electrical and Electronic Components

*Click to view similar products for [General Purpose Relays](#) category:*

*Click to view products by [SANYOU](#) manufacturer:*

Other Similar products are found below :

[PCN-105D3MH,000](#) [59641F200](#) [5JO-1000CD-SIL](#) [5X827E](#) [5X837F](#) [5X840F](#) [5X842F](#) [5X848E](#) [LY2N-AC120](#) [LY2-US-AC120](#) [M115C60](#)  
[M115N010](#) [M115N0150](#) [603-12D](#) [60HE1-5DC](#) [60HE2S-12DC](#) [61211T0B4](#) [61212T400](#) [61222Q400](#) [61243B600](#) [61243C500](#) [61243Q400](#)  
[61311BOA2](#) [61311BOA6](#) [61311BOA8](#) [61311C0A2](#) [61311COA1](#) [61311COA6](#) [61311F0A2](#) [61311QOA1](#) [61311QOA4](#) [61311T0D6](#)  
[61311TOA6](#) [61311TOA7](#) [61311TOB3](#) [61311TOB4](#) [61311U0A6](#) [61312Q600](#) [61312T400](#) [61312T600](#) [61313U200](#) [61313U400](#) [61322T400](#)  
[61332C400](#) [61343C200](#) [61343C600](#) [61343Q200](#) [61343T100](#) [61343T200](#) [61343T400](#)