


4200 SERIES SUPER ERGO CRIMP TOOLS

The Super Ergo tools are designed to reduce hand stress. The progressive pivoting action coupled with easy reach cushion grip facilitates productivity. Mechanical advantage is optimized to reduce hand pressure while maintaining proper hand grasp ratios. Fine blanked, high carbon steel construction provides the highest level of accuracy and performance available within the industry. These tools are state side manufactured and are backed by over 100 years of quality craftsmanship.

These tools feature:

- A multi-purpose frame manufactured to exacting specifications to accept interchangeable dies.
- High mechanical advantage with molded cushion grips minimize user fatigue.
- The easy reach frame optimizes hand grip ratios to maximize user productivity.
- All bearing holes are reamed, pivot pins are centerless ground and all working components are heat treated.
- Positive ratcheting assembly with emergency release, supplied as standard.
- Tool life is conservatively rated at 50,000 cycles.
- Crimps designed to achieve U.L. tensile requirements.
- Interlocking die sets are easily interchanged with two mounting screws on most product applications.
- Standard tool length is 11 1/2" to facilitate two handed crimping.
- The 4200 Series Ergo Crimp Tool utilizes the 4100 series dies.



4206 CT

- Crimps RJ11, 6 position plugs.
- Crimps 6,4 and 2 conductors in RJ11, 6 position plugs.
- Crimps conductor and strain relief of AMP and Stewart configuration modular plugs in one crimp cycle.

4206 LB CT

- Crimps RJ11, long body 6 position plugs.
- Crimps 6,4 and 2 conductors in RJ11, 6 position plugs.
- Crimps conductor and primary strain relief of AMP and Stewart configuration modular plugs in one crimp cycle.

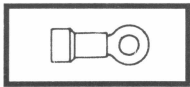
4208 CT

- Crimps RJ45, 8 position keyed or non-keyed plugs.
- Crimps conductor and primary strain relief of AMP and Stewart configuration modular plugs in one crimp cycle.

4210 CT

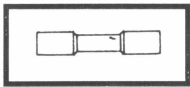
- Crimps 10 position plugs.
- Crimps conductor and strain relief in one crimp cycle.





4220 CT

- Crimps conductor portion of insulated terminals.
- Crimps are produced in three cavities: RED 22-16 AWG, BLUE 16-14 AWG and YELLOW 12-10 AWG.



4222 CT

- Crimp conductor portion of heat-n-seal terminals.
- Crimps are produced in three cavities: RED 22-16 AWG, BLUE 16-14 AWG and YELLOW 12-10 AWG.



4225 CT

- Crimps non-insulated terminals and splices.
- Crimps are produced in three cavities: 22-16 AWG, 16-14 AWG and 12-10 AWG.

4235 CT

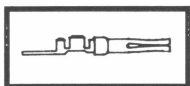
- Crimps non-insulated terminals and splices.
- Crimps are produced in four cavities: 22-18 AWG, 16-14 AWG, 12-10 AWG and 8 AWG.

4236 MCT

- Crimps non-insulated terminals and splices to metric standards.
- Crimps are produced in four cavities: 0,5-1,5 mm², 1,5-2,5 mm², 4,0-6,0 mm² and 10,00 mm² (22-8 AWG).

4237 MCT

- Crimps non-insulated terminals and splices to metric standards.
- Crimps are produced in three cavities: 4,0 mm², 6,0 mm² and 10,00 mm² (12-8 AWG).



4227 CT

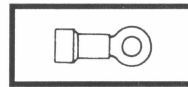
- Crimps D-subminiature open barrel contacts.
- The conductor and insulation crimp meet O.E.M. specifications and are produced in one tool closure.
- Conductor crimps are "B" type, insulation crimps are "oval" type and are produced in two cavities: FRONT 28-24 AWG and REAR 24-20 AWG.

4229 CT

- Crimps a wide variety of open barrel contacts in small to medium size wires in one tool closure.
- Crimps are "B" type and are produced in three cavities: A 30-22 AWG, B 22-16 AWG and C 16-14 AWG.

4230 CT

- Crimps a wide variety of open barrel contacts in medium to large size wires in one tool closure.
- Crimps are "B" type and are produced in three cavities: A 22-18 AWG, B 16-14 AWG and C 12-10 AWG.

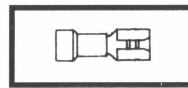


4240 CT

- Crimps conductor and strain relief portion of insulated terminals and splices in on tool closure.
- Crimps are produced in three cavities: RED 22-16 AWG, BLUE 16-14 AWG and YELLOW 12-10 AWG.
- Red and Blue crimp cavities produce inspection dimples.
- A crimp tool with locator is available by ordering 4240 CTL.

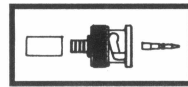
4243 MCT

- Crimps to metric standards the conductor and strain relief portion of insulated terminals and splices in one tool closure.
- Red, Blue and Yellow crimp cavities produce inspection dimples.
- Crimps are produced in three cavities: 0,5-0,8 mm², 1,0-2,0 mm² and 3,0-5,0 mm² (20-10 AWG).
- A crimp tool with locator is available by ordering 4243 MCTL.



4241 CT

- Crimps conductor and strain relief portion of insulated slide-on terminals in one tool closure.
- Crimps are produced in two cavities: RED 22-16 AWG, and Blue 16-14 AWG.



4256 CT

- Crimps center pin to a .068 hex or .042 square, certain outer ferrules of fiber optic connectors to a .100 hex, RG174 ferrule to a .178 hex, RG58 ferrule to a .213 hex and RG59 ferrule .255 hex.

4265 CT

- Crimps the center pin to a .042 square or .068 hex and the ferrule on small cable to a .128, .151 or .178 hex.

4266 CT

- Crimps the center pin to a .042 square or a .068 hex, the RG58 ferrule to a .213 hex and the RG59 ferrule to a .255 hex.

4267 CT

- Crimps the center pin to a .042 square or .068 hex, the RG59 ferrule to a .255 hex and the 8281 ferrule to a .324 hex.

4268 CT

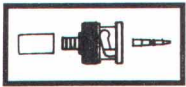
- Crimps the two center pins to a .076 hex and the RG8 ferrule to a .429 hex on a twin-ax connector.

4269 CT

- Crimps the center pin to a .068, .080 or .100 hex and the RG8 ferrule to a .429 hex.

4270 CT

- Crimps the center pin to a .092 hex and the outer ferrule on N type thicknet RG8 connectors to a .412 hex.



4276 CT

- Crimps the center pin to a .044 or .050 square and the RG58 ferrule to a .206 diameter and the RG59 ferrule to a .238 diameter on AMP connectors.

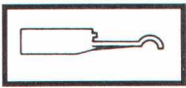
4278 CT

- Crimps the center pin to a .100 or .128 hex and the RG8 ferrule to a .429 hex.



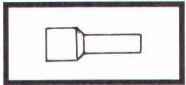
4272 CT

- Crimps the RG59 ferrule on CATV connectors to a .324 hex and the RG6 to a .360 hex.



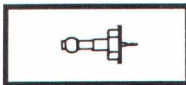
4282 CT

- Crimps 15 and 30 AMP power poles.
- Crimps are "B" type with indenter and are produced in two cavities: A 20-16 AWG and B 16-12 AWG.



4283 MCT

- Crimps wire tip ferrules with and without plastic insulator collar to metric standards.
- Crimps are produced in five cavities: 0,25-0,5 mm², 0,75-1,5 mm², 4,0 mm² and 6,0 mm² (28-10 AWG).



4275 CT

- Crimps outer ferrule on most SMA, SMB or SFB type fiber optic connector to a .151, .178 or .213 hex.

4277 MCT

- Crimps 2.5 mm² fiber optic connectors.

4279 CT

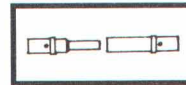
- Crimps Amphenol SC and ST fiber optic connectors.
- Crimps are produced in three cavities: .128 hex, .151 hex and .178 hex.

4284 CT

- Crimps 3M SC and ST fiber optic connectors.
- Crimps are round and produced in three cavities: .120, .137 or .190 dia.

4285 CT

- Crimps AMP SC and ST fiber optic connectors.
- Crimps are round and produced in two cavities: .137 or .190 dia.



4286 CT

- Crimps commercial grade circular pins and sockets.
- Crimps simulate four indent style tools.
- Crimps are produced in three cavities: 20 AWG, 16 AWG and 12 AWG.




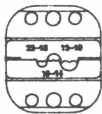

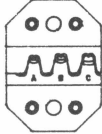



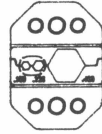
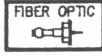
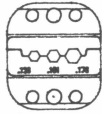





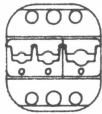

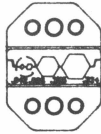

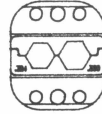
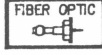
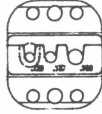



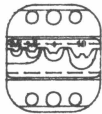

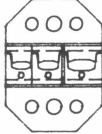

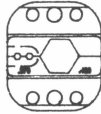

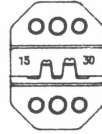
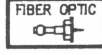
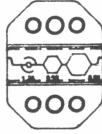



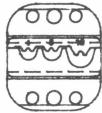
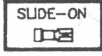
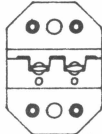

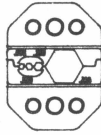

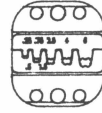

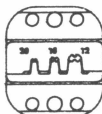

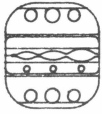
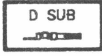
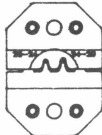

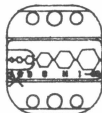

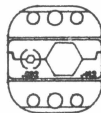
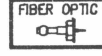
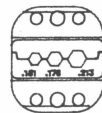
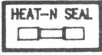
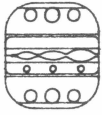

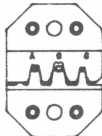
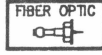
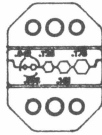

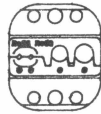
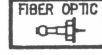
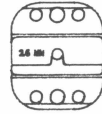
4200 FRAME ASSEMBLY

The Super Ergo Crimp Frame can be ordered separately without dies. The frame is supplied complete with die mounting screws. You can select one or more dies based on your application requirements. Refer to the 4100 die chart for a listing of applications and associated part numbers.



4100 SERIES INTERCHANGEABLE DIES

All dies are manufactured to exacting specifications. Each die is mounted to the frame or moveable jaw with a single screw for ease of change-over. All die sets interlock to assure perfect alignment. Listed below are the standard dies for most popular product applications. Custom dies in limited production quantities are available. Consult the factory for ordering parameters.

4100-06 MODULAR  	4100-25 NON-INSULATED  	4100-30 OPEN BARREL  	4100-66 COAX  	4100-78 COAX  	4100-79 FIBER OPTIC  
4100-06LB MODULAR  	4100-35 NON-INSULATED  	4100-40 INSULATED  	4100-67 COAX  	4100-72 CATV  	4100-84 FIBER OPTIC  
4100-08 MODULAR  	4100-36M NON-INSULATED  	4100-43M INSULATED  	4100-68 TWIN-AXIAL  	4100-82 POWER POLE  	4100-85M FIBER OPTIC  
4100-10 MODULAR  	4100-37M NON-INSULATED  	4100-41 SLIDE-ON  	4100-69 COAX  	4100-83M BOOTLACE  	4100-86 PIN/SOCKET  
4100-20 INSULATED  	4100-27 D SUB  	4100-56 PINNED COAX  	4100-70 COAX  	4100-75 FIBER OPTIC  	
4100-22 HEAT-N SEAL  	4100-29 OPEN BARREL  	4100-65 FIBER OPTIC  	4100-76 COAX  	4100-77M FIBER OPTIC  	

X-ON Electronics

Largest Supplier of Electrical and Electronic Components

Click to view similar products for [Crimpers / Crimping Tools](#) category:

Click to view products by [Sargent](#) manufacturer:

Other Similar products are found below :

[010-0096](#) [M225201-06](#) [M225202-37](#) [6-1579015-5](#) [CT150-2-D02](#) [622-6441LF](#) [M322](#) [6-304052-1](#) [63456-0054](#) [63484-3701](#) [63800-8355](#)
[63819-1875](#) [63819-2875](#) [63819-4475](#) [63823-3475](#) [63827-5375](#) [64001-0975](#) [64001-4175](#) [64005-0175](#) [662903-2](#) [690602-6](#) [7-1579001-9](#) [7-](#)
[23471-1](#) [762637-1](#) [808714-1](#) [811242-5](#) [999-50-020083](#) [1-21002-3](#) [1-21002-7](#) [12085270](#) [1-21002-6](#) [1-21113-6](#) [1-22548-4](#) [125442-1](#)
[DCE.91.073.BVC](#) [DCE.91.090.3MVM](#) [DCE.91.130.5MVU](#) [DCE.91.202.BVCM](#) [1338300-1](#) [1-354003-0](#) [1338301-1](#) [DF62/RE-MD](#) [142321](#)
[1456088-1](#) [1490794-1](#) [1-45804-6](#) [1490357-2](#) [1490357-3](#) [AX100749](#) [1-59619-7](#)