


General Purpose Power Entry Module with Fuses



- Rated currents up to 10 A
- Integrated single/dual fuse holder
- Optional reduced leakage current versions (A/B type)
- Complies with IEC/EN 60601-1
- Snap-in versions (S type)
- Good attenuation performance
- NEW: Wire leads option



Performance indicators

Attenuation performance



Rated current [A]



Technical specifications

Maximum continuous operating voltage	250 VAC, 50/60 Hz
Operating frequency	DC to 400 Hz
Rated currents	1 to 10 A @ 40°C max.
High potential test voltage	P → PE 2000 VAC for 2 sec (standard types) P → PE 2500 VAC for 2 sec (B types) P → N 760 VAC for 2 sec
Protection category	IP 40 according to IEC 60529
Temperature range (operation and storage)	-25°C to +85°C (25/85/21)
Design corresponding to	UL 60939-3, CSA Std C22.2 No. 8-13, IEC/EN 60939-3, GB/T15287, GB/T15288
Flammability corresponding to	Inlet plastic: UL 94 V-0 Fuseholder plastic: UL 94 V-0
MTBF @ 40°C/230 V (Mil-HB-217F)	2,200,000 hours
Fuse holder	1 or 2 fuses (Ø5 x 20 mm) (certified to IEC 60127-6)

Approvals & Compliances



The FN9260 power entry module combines an IEC inlet, mains filter with excellent filter attenuation and fuses in a small form factor. Choosing FN9260 product line brings you rapid availability of a standard filter associated with the necessary safety acceptances. Standard IEC connector filters are a practical solution helping you to pass EMI system approval in a short time. A wide selection on amperage ratings, output connections, mounting possibilities and filters for medical applications are designed to offer you the desired solution.

Features and Benefits

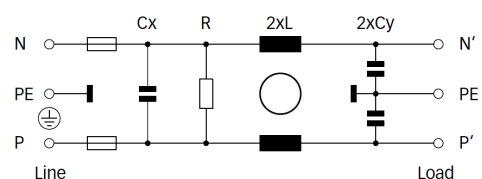
- Exceptional conducted attenuation performance, based on chokes with high saturation resistance and excellent thermal behavior
- FN9260 B versions comply with the requirements of 1MOP acc. to IEC/EN 60601-1 for creepage and clearance, leakage current and high potential testing
- Versions up to 10 A are available with fuse holder for one or two fuses
- Custom-specific versions are available on request

Typical applications

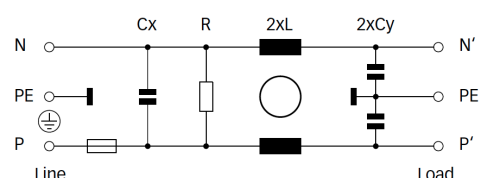
- Portable electrical and electronic equipment
- Medical equipment
- Small to medium-sized machines and household equipment
- Single-phase power supplies, switch-mode power supplies
- Test and measurement equipment

Typical electrical schematic























FN 9260 (B types without Y-capacitors)



FN 261



Filter selection table

Filter	Buy	Rated current @ 40°C (25°C)	Leakage current* @ 250 VAC/50 Hz (@ 120 VAC/60 Hz)	Inductance** L	Capacitance**		Resistance** R	Output connections		Fuses*** [Qty]	Weight [g]
					Cx	Cy		-06	-07		
		[A]	[mA]	[mH]	[μF]	[nF]	[kΩ]				
FN9260v-1-yy-zz		1 (1.2)	0.31 (0.18)	5.3	0.1	2.2	1000	-06	-07	2	55
FN9260v-2-yy-zz		2 (2.3)	0.31 (0.18)	2.7	0.1	2.2	1000	-06	-07	2	55
FN9260v-4-yy-zz		4 (4.6)	0.31 (0.18)	1.0	0.1	2.2	1000	-06	-07	2	55
FN9260v-6-yy-zz		6 (6.9)	0.31 (0.18)	0.3	0.1	2.2	1000	-06	-07	2	55
FN9260v-10-yy-zz		10 (11.5)	0.31 (0.18)	0.2	0.1	2.2	1000	-06	-07	2	55
FN9260vA1-1-yy-zz		1 (1.2)	0.03 (0.02)	5.3	0.1	0.22	1000	-06	-07	2	55
FN9260vA-2-yy-zz		2 (2.3)	0.07 (0.04)	2.7	0.1	0.47	1000	-06	-07	2	55
FN9260vA-4-yy-zz		4 (4.6)	0.07 (0.04)	1.0	0.1	0.47	1000	-06	-07	2	55
FN9260vA-6-yy-zz		6 (6.9)	0.07 (0.04)	0.3	0.1	0.47	1000	-06	-07	2	55
FN9260vA-10-yy-zz		10 (11.5)	0.07 (0.04)	0.2	0.1	0.47	1000	-06	-07	2	55
FN9260vB-1-yy-zz		1 (1.2)	0.00	5.3	0.1		1000	-06	-07	2	55
FN9260vB-2-yy-zz		2 (2.3)	0.00	2.7	0.1		1000	-06	-07	2	55
FN9260vB-4-yy-zz		4 (4.6)	0.00	1.0	0.1		1000	-06	-07	2	55
FN9260vB-6-yy-zz		6 (6.9)	0.00	0.3	0.1		1000	-06	-07	2	55
FN9260vB-10-yy-zz		10 (11.5)	0.00	0.2	0.1		1000	-06	-07	2	55
FN261v-1-06-zz		1 (1.2)	0.31 (0.18)	5.3	0.1	2.2	1000	-06		1	55
FN261v-2-06-zz		2 (2.3)	0.31 (0.18)	2.7	0.1	2.2	1000	-06		1	55
FN261v-4-06-zz		4 (4.6)	0.31 (0.18)	1.0	0.1	2.2	1000	-06		1	55
FN261v-6-06-zz		6 (6.9)	0.31 (0.18)	0.3	0.1	2.2	1000	-06		1	55
FN261v-10-06-zz		10 (11.5)	0.31 (0.18)	0.2	0.1	2.2	1000	-06		1	55

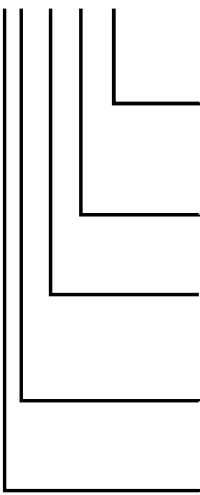
* Leakage current under normal operating conditions (acc. to IEC60939-3). Note: if the neutral line is interrupted, worst case leakage could reach twice this level.

** Tolerances apply: Inductance: -30/+50%, Capacitance: ±20%, Resistance: ±10%

*** Fuses are not included in the filter and need to be selected according to application

Product selector

FN9260vwxx-yy-zz



Snap-in range for S version only

10: Snap-in range 0.6 to 1.5mm

20: Snap-in range 1.6 to 2.5mm

30: Snap-in range 2.6 to 3.5mm

06: Fast-on 6.3 x 0.8mm (spade/soldering)

07: Wire leads

1 to 10: Rated current

Blank: Standard version

A: Safety version

B: Medical version (without Y-capacitor)

Blank: Standard housing with mounting flang

S: Snap-in version, snapper on vertical side

For example: FN9260-1-06-10, FN9260SB-10-06-20, FN261S-6-06-30

Typical filter attenuation

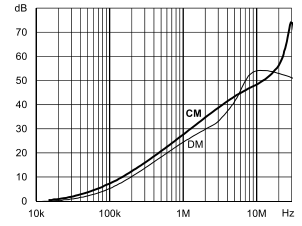
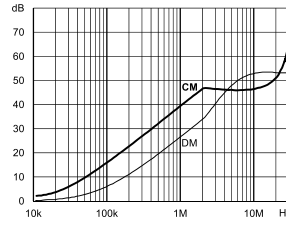
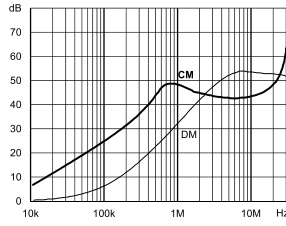
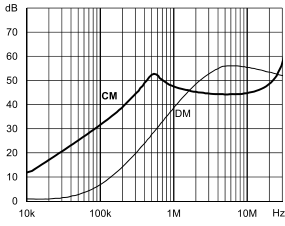
Per CISPR 17; DM (differential mode)=50 Ω/50 Ω sym; CM (common mode)=50 Ω/50 Ω asym

FN261/ FN9260: 1 A type

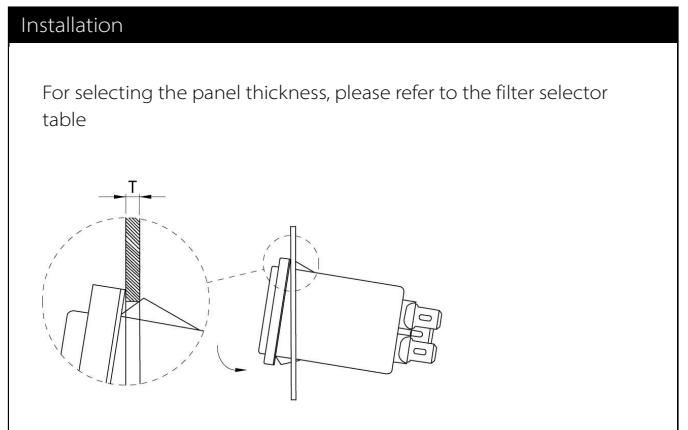
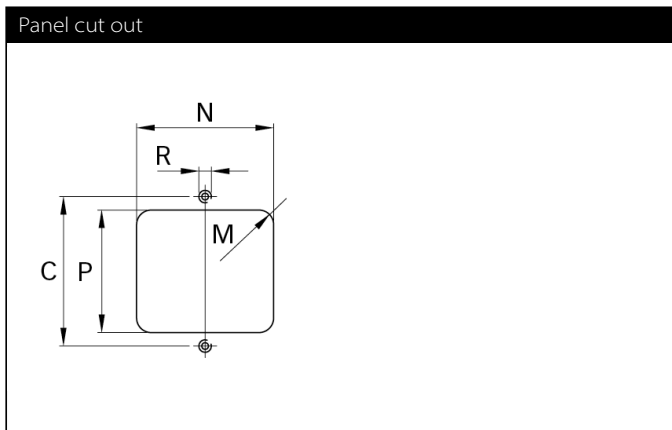
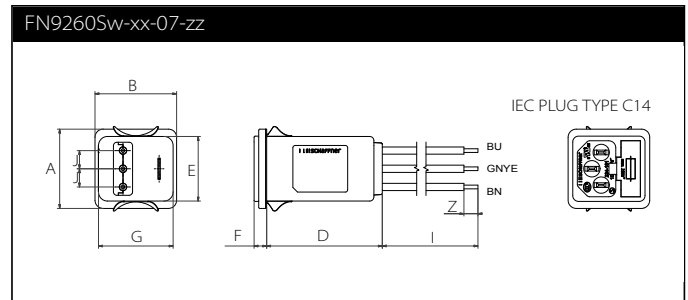
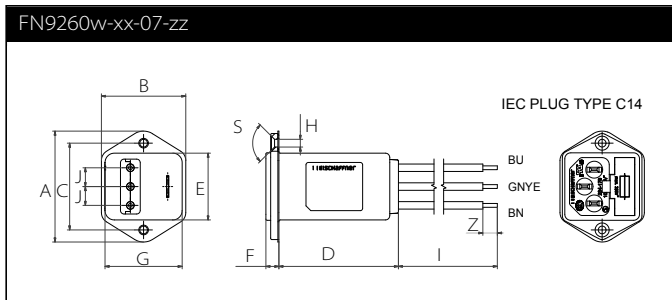
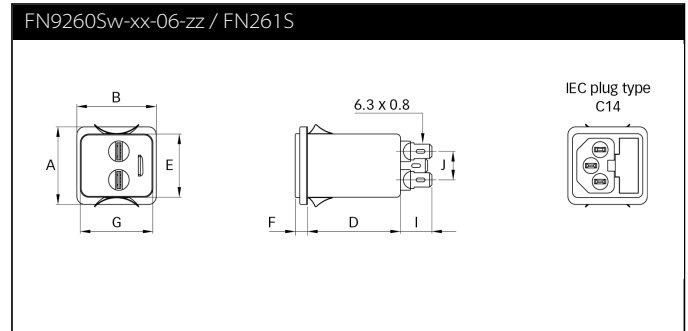
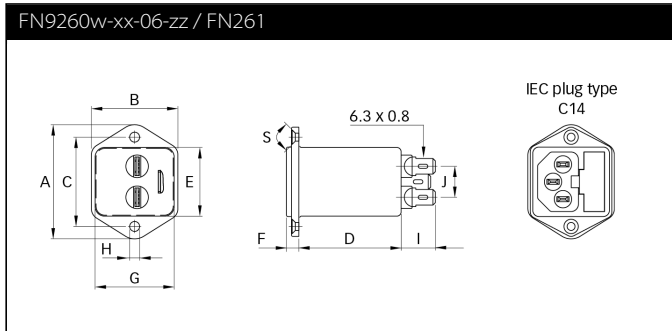
FN261/ FN9260: 2 A type

FN261/ FN9260: 4 A type

FN261/ FN9260: 6 and 10 A types



Mechanical data



Dimensions

	FN9260vw-xx-06-zz FN261 Fast-On	FN9260vw-xx-07-zz Wire leads**	FN9260Sw-xx-06-zz FN261 Fast-On	FN9260Sw-xx-07-zz Wire leads**	Tolerances
A	46	46	34	34	±0.3
B	35	35	35	35	±0.3
C	36	36			±0.3
D	41	50	41	50	
E	27.8	27.8	27.8	27.8	+0.3/-0
F	5.5	5.5	5.5	5.5	±0.3
G	32	32	32	32	+0.3/-0
H	Ø3.2	Ø3.2			±0.1
I	14±0.5	160±5**	14±0.5	160±5**	
J	12.5	7.8	12.5	7.8	
M	R ≤3.5	R ≤3.5	R ≤3.5	R ≤3.5	
N	33 +0.3/-0	33 +0.3/-0	33 +0.2/-0	33 +0.2/-0	
P	29 ±0.3	29 ±0.3	29.5 ±0.2	29.5 ±0.2	
R*	M3	M3			
S	90°	90°			
Z		6		6	

*Recommended torque for M3 (90° countersunk flat head) is 0.5 Nm

** 1 A - 6 A - AWG18; 10 A - AWG16

All dimensions in mm; 1 inch = 25.4 mm / Tolerances according: ISO 2768-m/EN 22768-m

Please visit www.schaffner.com to find more details on filter connections.

Accessories

Power Cord with angled Locking System C13



- | Locking system for standardized IEC C14 inlet filter
- | No accidental disconnection
- | Rated current up to 15 A
- | Fits any Schaffner IEC C14 inlet filter
- | Retrofit for any IEC C14 inlet
- | Various power line plugs for international usage

[Datasheet PDF >](#)

IL 13P IEC C13 Rewireable Angled Connectors with Locking System



- | Locking system for standardized IEC C14 inlet filter
- | No accidental disconnection
- | Rated current up to 15 A
- | Fits any Schaffner IEC C14 inlet filter
- | Retrofit for any IEC C14 inlet
- | Various power line plugs for international usage

[Datasheet PDF >](#)

IL 13P IEC C13 Rewireable Connectors with Locking System



- | Guards against accidental disconnection
- | Requires no other equipment or special inlets to secure it
- | Rewireable - offering total flexibility when assembling cables
- | Fits any Schaffner IEC C14 inlet Filter
- | Can be retrofitted
- | Various power line plugs for international usage
- | LSZH - Low smoke zero halogen

[Datasheet PDF >](#)



Headquarters, global innovation and development

Switzerland

Schaffner Group

Industrie Nord
Nordstrasse 11e
4542 Luterbach
T +41 32 681 66 26
info@schaffner.com



Sales and application centers

China

Schaffner EMC Ltd. Shanghai

T20-3 C, No 565 Chuangye Road,
Pudong district
201201 Shanghai
T +86 21 3813 9500
cschina@schaffner.com
www.schaffner.com.cn

Finland

Schaffner Oy

Sauvonrinne 19 H
08500 Lohja
T +358 50 468 7284
finlandsales@schaffner.com

France

Schaffner EMC S.A.S.

16-20 Rue Louis Rameau
95875 Bezons
T +33 1 34 34 30 60
F +33 1 39 47 02 28
francesales@schaffner.com

Germany

Schaffner Deutschland GmbH

Schoemperlenstrasse 12B
76185 Karlsruhe
T +49 721 56910
germanysales@schaffner.com

India

Schaffner India Pvt. Ltd

REGUS WORLD TRADE CENTRE
WTC, 22nd Floor Unit No 2238, Brigade
Gateway Campus, 26/1, Dr. Rajkumar Road
Malleshwaram (W)
560055 Bangalore
T +91 80 67935355
indiasales@schaffner.com

Italy

Schaffner EMC S.r.l.

Via Ticino, 30
20900 Monza (MB)
T +39 039 21 41 070
italysales@schaffner.com

Japan

Schaffner EMC K.K.

Taiju-Seimei Sangenjaya Bldg.
1-32-12, Kamiyuma, Setagaya-ku
154-0011 Tokyo
T +81 3 5712 3650
F +81 3 5712 3651
japansales@schaffner.com
www.schaffner.jp

Singapore

Schaffner EMC Pte Ltd.

#05-09, Kg Ubi Ind. Estate
408705 Singapore
T +65 6377 3283
F +65 6377 3281
singaporesales@schaffner.com

Spain

Schaffner EMC España

Calle Caléndula 93, Miniparc III, Edificio E
El Soto de Moraleja, Alcobendas
28109 Madrid
T +34 917 912 900
F +34 917 912 901
spainsales@schaffner.com

Sweden

Schaffner EMC AB

Östermalmstorg 1
114 42 Stockholm
T +46 8 5050 2425
swedensales@schaffner.com
www.schaffner.com

Switzerland

Schaffner EMV AG

Industrie Nord
Nordstrasse 11e
4542 Luterbach
T +41 32 681 66 88
T +41 32 681 66 26
switzerlandsales@schaffner.com

Taiwan

Schaffner EMV Ltd.

20 Floor-2, No 97, Section 1, XinTai 5th Road
22175 XiZhi District New Taipei City 22175
T +886 2 2697 5500
F +886 2 2697 5533
taiwansales@schaffner.com
www.schaffner.com.tw

Thailand

Schaffner EMC Co. Ltd.

Northern Region Industrial Estate
67 Moo 4 Tambon Ban Klang
Amphur Muangng P.O. Box 14
51000 Lamphun
T +66 53 58 11 04
F +66 53 58 10 19
thailandsales@schaffner.com

United Kingdom

Schaffner Ltd.

1, Oakmede Place
Binfield
RG42 4JF Berkshire
T +44 118 9770070
F +44 118 9792969
uksales@schaffner.com

USA

Schaffner EMC Inc.

52 Mayfield Avenue
Edison, New Jersey
T +1 732 225 9533
F +1 732 225 4789
usasales@schaffner.com
www.schaffnerusa.com

To find your local partner within Schaffner's global network: www.schaffner.com

© 2021 Schaffner Group

The content of this document has been carefully checked and understood. However, neither Schaffner nor its subsidiaries assume any liability whatsoever for any errors or inaccuracies of this document and the consequences thereof. Published specifications are subject to change without notice. Product suitability for any area of application must ultimately be determined by the customer. In all cases, products must never be operated outside their published specifications. Schaffner does not guarantee the availability of all published products. This disclaimer shall be governed by substantive Swiss law and resulting disputes shall be settled by the courts at the place of business of Schaffner Holding AG. Latest publications and a complete disclaimer can be downloaded from the Schaffner website. All trademarks recognized.

X-ON Electronics

Largest Supplier of Electrical and Electronic Components

Click to view similar products for [AC Power Entry Modules](#) category:

Click to view products by [Schaffner](#) manufacturer:

Other Similar products are found below :

[0098.0050](#) [6167.0002](#) [6609100-2](#) [7-6609955-2](#) [FKI2-50-6/M5](#) [FN361-6-06](#) [FN389-4-22](#) [FN9226B-6-02](#) [FN9233S1-10-06](#) [FN9233S1-8-06](#)
[FN9233S1B-8-06](#) [FN9233S1R-1-06](#) [FN9233S1R-12-06](#) [FN9233SB-1-06](#) [FN9233SB-12-06](#) [FN9233SB-8-06](#) [FN9233SR-10-06](#) [FN9244B-15-06HI](#) [FN9244EB-3-06](#) [FN9244EB-8-06](#) [FN9244ER-15-06](#) [FN9244ER-8-06](#) [FN9244ES1-8-06](#) [FN9244ESB-8-06](#) [FN9244R-12-06](#)
[FN9244S1-12-06](#) [FN9244S1R-3-06](#) [FN9244SB-8-06](#) [FN9244SR-6-06](#) [FN9244U-3-06](#) [FN9244U-8-06](#) [8-6609940-2](#) [PE00SSSXB](#) [Fuse-H-EUR-1](#) [Fuse-H-USA-1](#) [PM00XD000](#) [A-0701-HT-H](#) [15EJMS8](#) [1-6609941-2](#) [200JM6-2](#) [CA121003-6](#) [SK-1015\(F1-5\)](#) [161-R3015-E](#) [1-6609153-2](#) [FN323-1-05](#) [FN9233B-8-06](#) [FN9233EB-1-06](#) [FN9233ES1R-10-06](#) [FN9233R-12-06](#) [FN9233S-10-06](#)