


# 70S2-02-A-03-K

Relay, SE Relays, solid state, SPST, 3A, 3...60 VDC, 9...30 VDC U<sub>c</sub>, MOSFET, socket compatible



## Main

Range	Legacy
Product Type	Solid state relay
Maximum output current	3 A DC
Mounting Support	Socket
Network Number of Phases	1 phase
Output Voltage	3...60 V DC

## Complementary

Input Current Limits	5...17 mA at 9...30 V DC typical
Switch Function	SPST
Contacts Type and Composition	NO
Protection Type	Reverse polarity 3 V DC control
Connections Terminals	Plug in
Switching Voltage	1 V DC tripping
Switching Device	Mosfet output DC switching
Maximum Peak Voltage	105 V
Surge Current	5 A 1 s
Must Release Voltage	2 V
Voltage Drop	<1.2 V on-state DC
Thermal Resistance	25 °C/W
Leakage Current	10 mA at off-state
Response Time	75 µs (turn-on) 500 µs (turn-off)
Dielectric Strength	2500 V between input and output 2500 V between terminals and chassis
Height	0.88 in (22.25 mm)
Depth	1.23 in (31.2 mm)

## Environment

Product Certifications	CE
Ambient Air Temperature for Operation	-40...185 °F (-40...85 °C)
Ambient Air Temperature for Storage	-40...257 °F (-40...125 °C)

## Ordering and shipping details

GTIN	3606480278402
Nbr. of units in pkg.	1
Package weight(Lbs)	1.16 oz (33.0 g)

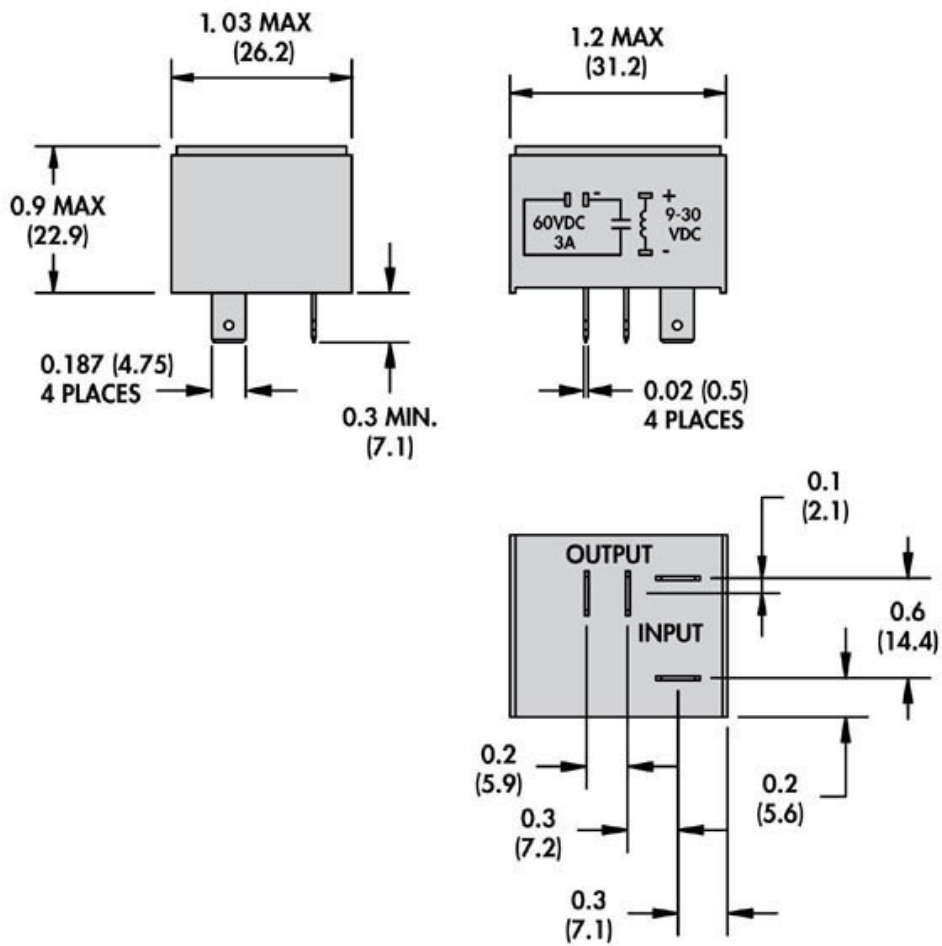
## Packing Units

Unit Type of Package 1	PCE
Package 1 Height	1.10 in (2.8 cm)
Package 1 width	1.22 in (3.1 cm)
Package 1 Length	1.30 in (3.3 cm)
Unit Type of Package 2	BB1
Number of Units in Package 2	100
Package 2 Weight	7.91 lb(US) (3.59 kg)
Package 2 Height	5.71 in (14.5 cm)
Package 2 width	7.99 in (20.3 cm)
Package 2 Length	10.75 in (27.3 cm)
Unit Type of Package 3	CAR
Number of Units in Package 3	400
Package 3 Weight	33.42 lb(US) (15.16 kg)
Package 3 Height	12.40 in (31.5 cm)
Package 3 width	11.61 in (29.5 cm)
Package 3 Length	16.93 in (43 cm)

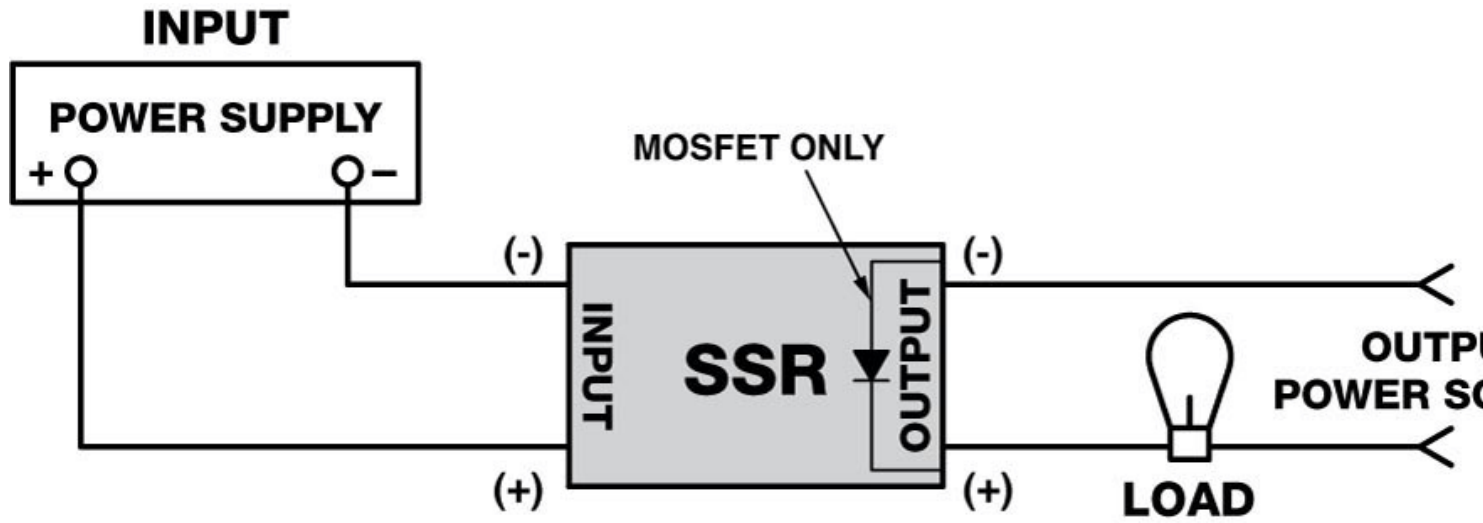
## Offer Sustainability

California proposition 65	WARNING: This product can expose you to chemicals including: Lead and lead compounds, which is known to the State of California to cause cancer and birth defects or other reproductive harm. For more information go to <a href="http://www.P65Warnings.ca.gov">www.P65Warnings.ca.gov</a>
REACH Regulation	<a href="#">REACH Declaration</a>
REACH free of SVHC	Yes
EU RoHS Directive	Pro-active compliance (Product out of EU RoHS legal scope) <a href="#">EU RoHS Declaration</a>
Mercury free	Yes
RoHS exemption information	<a href="#">Yes</a>
China RoHS Regulation	<a href="#">China RoHS Declaration</a>
WEEE	The product must be disposed on European Union markets following specific waste collection and never end up in rubbish bins.

Approximate Dimensions



Connections and Wiring Diagrams



## X-ON Electronics

Largest Supplier of Electrical and Electronic Components

*Click to view similar products for [Solid State Relays - PCB Mount](#) category:*

*Click to view products by [Schneider](#) manufacturer:*

Other Similar products are found below :

[M90F-2W](#) [M90F-2Y](#) [G2-1A07-ST](#) [G2-1A07-TT](#) [G2-1B02-TT](#) [G2-DA06-ST](#) [PLA134S](#) [DS11-1005](#) [AQH3213J](#) [AQV212J](#) [AQV252GAJ](#)  
[AQY221N2SJ](#) [AQY221R2SJ](#) [EFR1200480A150](#) [901-7](#) [LCA220](#) [LCB110S](#) [1618400-5](#) [SR75-1ST](#) [AQV112KLJ](#) [AQV212AJ](#) [AQV212SXJ](#)  
[AQV238AD01](#) [AQV252GAXJ](#) [AQY212ST](#) [AQY275AXJ](#) [AQY414SXE01](#) [G2-1A02-ST](#) [G2-1A03-ST](#) [G2-1A03-TT](#) [G2-1A05-ST](#) [G2-1A06-TT](#) [G2-1A23-TT](#) [G2-1B01-ST](#) [G2-1B01-TT](#) [G2-1B02-ST](#) [G2-DA03-ST](#) [G2-DA03-TT](#) [G2-DA06-TT](#) [3-1617776-2](#) [CTA2425](#)  
[TLP3131\(F\)](#) [LBA110S](#) [LBB110S](#) [LCA110LSTR](#) [LCB126S](#) [WPPM-0626D](#) [WPPM-3526D](#) [WPPM-3588D](#) [X4IDC15D](#)