

Control and signaling units Ø30

Harmony® 9001K and 9001SK

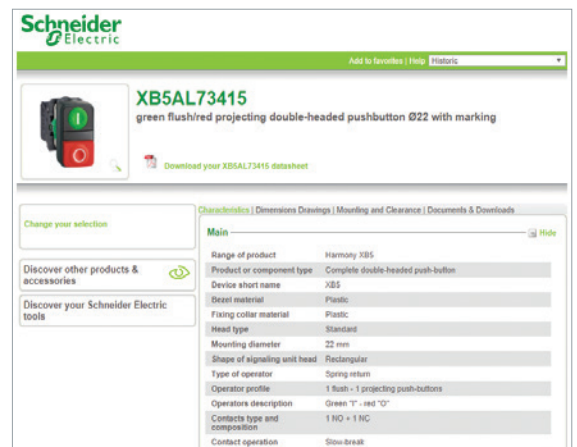

Catalog

May 2019



Quick access to product information

Get technical information about your product



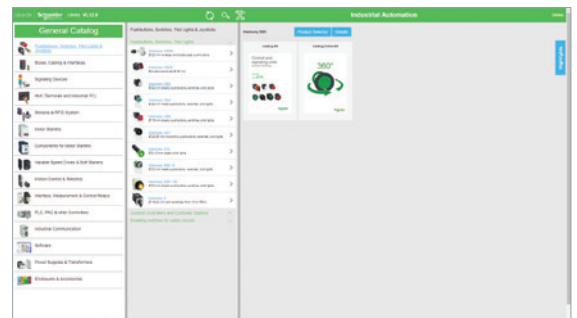
Each commercial reference presented in a catalog contains a hyperlink. Click on it to obtain the technical information of the product:

- Characteristics, Dimensions and drawings, Mounting and clearance, Connections and schemas, Performance curves
- Product image, Instruction sheet, User guide, Product certifications, End of life manual

Find your catalog



- > With just 3 clicks, you can reach the Industrial Automation and Control catalogs, in both English and French
- > Download Digi-Cat with this [link](#)

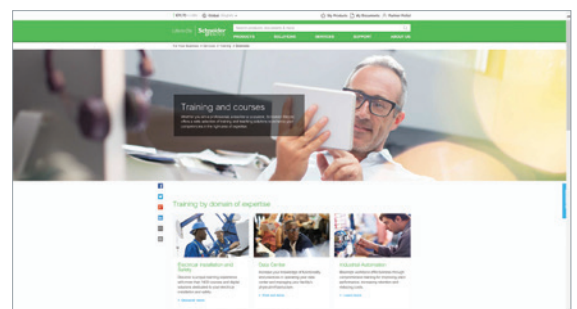


- Updated quarterly
- Embeds product selectors and configurators, 360° images, training centers
- Optimized search by commercial reference

Select your training



- > Find the right [Training](#) for your needs on our Global website
- > Locate the training center with the selector tool, using this [link](#)



General contents

Harmony® 9001K and 9001SK pushbuttons, switches, and pilot lights

Selection guide	page 2
■ Presentation	page 4
■ Description	
□ Complete units 9001K, with chromium plated metal bezel	page 6
□ Complete units 9001SK, with double insulated bezel.....	page 8
■ References	
□ Complete units 9001K, with screw clamp terminals	
- Pushbuttons, spring return.....	page 10
- Mushroom head pushbuttons	page 10
- Selector switches and key switches.....	page 11
- Pilot lights with BA 9s base mounted.....	page 12
- Pilot lights with BA 9s, incandescent bulb	page 12
- Illuminated pushbuttons, spring return, push-push	page 13
- Illuminated pushbuttons, spring return, projecting push.....	page 14
- Illuminated mushroom head pushbuttons	page 15
- Mechanically interlocked pushbuttons	page 15
- Illuminated "Push to test" pushbuttons, spring return.....	page 15
- Illuminated selector switches with long handle.....	page 16
- Illuminated mushroom head pushbuttons, push-pull, Ø 41	page 17
- Joystick controllers	page 17
□ Complete units 9001SK, with screw clamp terminals	
- Pushbuttons, spring return.....	page 18
- Mushroom head pushbuttons	page 18
- Pilot lights with BA 9s base mounted.....	page 19
- Pilot lights with BA 9s, incandescent bulb	page 19
- Selector switches.....	page 20
- Illuminated pushbuttons, spring return, flush push.....	page 20
- Illuminated pushbuttons, spring return, projecting push.....	page 21
- Illuminated mushroom head pushbuttons	page 22
- Mechanically interlocked pushbuttons	page 22
- Illuminated "Push to test" pushbuttons, spring return, projecting push	page 22
- Illuminated selector switches with long handle.....	page 23
- Illuminated mushroom head pushbuttons, push-pull, Ø 41	page 23
□ Separate components, accessories and spare parts	
- Heads for spring return pushbuttons, unmarked	page 24
- Accessories for heads	page 24
- Light blocks for pilot lights and illuminated pushbuttons.....	page 24
- Contact blocks with protected terminals.....	page 24
- Aluminum legend plates for metal range.....	page 25
- Plastic legend plates for plastic range.....	page 25
- Emergency stop legend plate	page 26
- Caps and knobs.....	page 27
- Other accessories and enclosures.....	page 28
■ Product reference index	page 30



Product type		Pilot lights	Pushbuttons, selector switches, and pilot lights			Biometric switches
Description of range		<ul style="list-style-type: none"> LED pilot lights 	<ul style="list-style-type: none"> Pushbuttons Multiple-headed pushbuttons Emergency Stop pushbuttons Selector switches and key switches Illuminated pushbuttons Pilot lights Flush mounted pushbuttons, selector switches, and pilot lights (1) 			Fingerprint readers 24V $\overline{\text{---}}$ <ul style="list-style-type: none"> Stand-alone biometric switches Stand-alone USB biometric switches USB biometric switches dedicated to Schneider HMI (2)
Features	Products	Monolithic, compact, low consumption	Complete units or sub-assemblies (body + head)			Monolithic
	Bezel	Double insulated	Double insulated (4)	Metal, chromium plated, or black	Double insulated	Double insulated, dark gray
	Shape of head	Circular	Circular, square, or rectangular	Circular	Circular or square	–
Drilling or cut-out for fixing		\varnothing 8 mm and \varnothing 12 mm/0.315 in. and 0.472 in.	\varnothing 16 mm/0.630 in.	\varnothing 22 mm/0.866 in. \varnothing 30 mm/1.181 in. (for flush mounted control and signaling units)	\varnothing 22 mm/0.866 in.	
Degree of protection	Conforming to IEC 60529	IP40 IP65 with seal	IP65	IP66, IP67, IP69, and IP69K		IP65 (control button)
	Conforming to UL 508 and CSA C22-2 No. 14	–	Enclosure type 4, 4X, and 13			Enclosure type 12
Cabling		Tags for 2.8 x 0.5 mm/0.110 x 0.020 in. connectors or threaded connector	Faston connectors Solder pins for printed circuit boards (4) Fast connector socket (5)	Spring clamp terminal connections Screw clamp terminal connections Faston connectors Connector with adapter for printed circuit board		Cable or connectors
Mounting	Panel thickness	1...8 mm/0.039...0.315 in.	1...6 mm/0.039...0.236 in.			
Type references		XVLA	XB6, XB6E	XB4	XB5	XB5S

(1) Flush mounted control and signaling units are available for Harmony XB4 and XB5 ranges only.
 (2) Compatible with Magelis iPC, STU, OT, GXO, GT (except GT1000 series), GK, GH, and GTO models.
 (3) Wireless and batteryless pushbutton and receiver ready-paired at the factory.

Control and signaling units Ø 30

Harmony 9001K & 9001SK range Pushbuttons, switches and pilot lights

Presentation

The 30 mm/1.18 in. Harmony® 9001K and 9001SK control and signaling range offers a large choice of robust and reliable products to meet a great number of applications in heavy industries such as :

- Petrochemy
- Metallurgy
- Mining
- Oil and Gas
- Wastewater treatment
- Automobile manufacturing

■ Two family of products are available :

- The Harmony 9001K control and signaling units offering good robustness with a chromium plated metal bezel
- The Harmony 9001SK control and signaling units, with a double insulated bezel designed for applications requiring a high resistance to corrosion

■ These products are presented in the following pages under two forms :

- Complete units
- Sub-assemblies for user assembly (body sub-assemblies and head sub-assemblies)

■ The Harmony 9001 range is composed of :

- Pushbuttons and switches designed for Start/Stop control of machines and installations, adjustments and parametering (contact functions): Pushbuttons, selector/key switches, mushroom head pushbuttons.

- Pilot lights designed for visual signaling (signaling functions)

- Illuminated pushbuttons designed for control and signaling (contact functions + signaling functions)

■ The pushbuttons and switch control offer (illuminated and non-illuminated) is both broad and comprehensive:

- Flush, projecting, recessed, booted, spring return, push-pull marked or unmarked pushbuttons

- Emergency stop trigger action and mechanical latching pushbuttons (conforming to standards EN/IEC 60204-1 and EN/ISO 13850)

- Selector switches with long handle and key switches

- Joystick controllers

- Wobblesticks

- Wide choice of aluminum or plastic legend plates

- Wide choice of head colors

- Wide choice of accessories and spare parts common to both families


■ The pilot light signaling offer involves:

- LED integrated long-life and high luminosity pilot lights (Super Bright LED)

- Economic pilot lights with BA 9s incandescent bulbs

- A large range of voltages from 12 to 600 V

■ A complementary enclosures offer (enclosures in aluminum, in steel or in plastic) is also available.



Harmony 9001K control and signaling offer with chromium plated metal bezel



Harmony 9001SK control and signaling offer with double insulated bezel



Installation

- The Harmony 9001 products are simple and quick to install:
 - Block setting by single installer with a single screw contact block,
 - Automatic self-grounding operators without additional wiring,
 - Easy function identification thanks to the colored contact blocks,
 - Clear window for status of contact operation and troubleshooting,
 - Side-by-side and/or stacked mounting of contact blocks to minimize enclosure space requirements.

- Connection is made through screw clamp terminals (cross headed/slotted screw).

Environment

- Harmony 9001 range meets the most demanding international standards and approvals:
 - EN/IEC 60947-1, EN/IEC 60947-5-1, EN/IEC 60947-5-4, JIS C 4520, and 852
 - EN/IEC 60204-1 and EN/ISO 13850, Machinery Directive 2006/42/EC, EN/IEC 60947-5-5 for Emergency Stop mushroom head pushbuttons (if used with Emergency Stop legend plates)
 - UL 508, CSA C22-2 no. 14
 - International certifications : UL, CSA, NOM, RoHS, and GOST

- Products are originally oil-tight, dust-tight and water-tight. No boot needs to be added. The following degrees of protection may be reached:

	According to IEC 61140	According to NEMA
9001K chromium plated metal bezel	IP66	Type 1, 2, 3, 3R, 4, 12 et 13
9001SK plastic bezel	IP66	Type 1, 2, 3, 3R, 4, 4X, 12 et 13

For more technical information, please consult our site www.schneider-electric.com.


Control and signaling units Ø 30

Harmony 9001K & 9001SK range
 Pushbuttons, switches and pilot lights
 with chromium plated metal bezel
 Complete units 9001K

Complete units


Contact functions

Pushbuttons, spring return



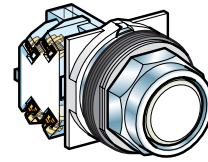
Flush push

9001KR1●●● see [page 10](#)



Projecting push

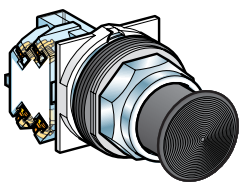
9001KR3●●● see [page 10](#)



Recessed push (high guard)

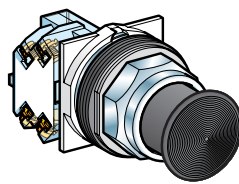
9001KR2●●● see [page 10](#)

Mushroom head pushbuttons



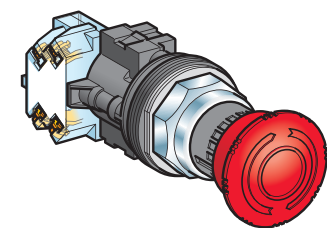
Spring return Ø 35/1.38 in., Ø 40/1.58 in., Ø 57/2.24 in., or Ø 60/2.36 in.

9001KR2●●H13 see [page 10](#)



Latching Ø 35/1.38 in., Ø 40/1.58 in., Ø 41/1.61 in., Ø 57/2.24 in., or Ø 60/2.36 in.

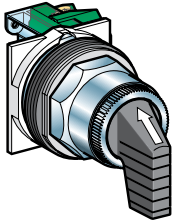
9001KR●●● see [page 10](#)



Turn to release, trigger action

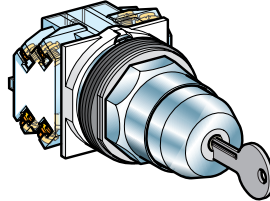
9001KR16 see [page 10](#)

Selector switches, key switches and joystick controllers



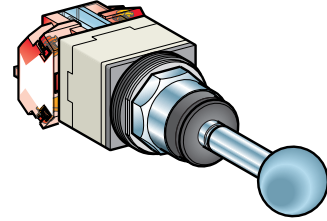
Selector switches, long black handle

9001KS●●FBH●● see [page 11](#)



Key switches

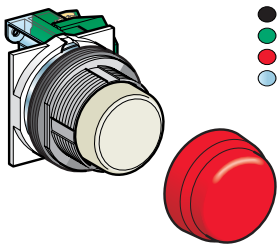
9001KS●●K●H●● see [page 11](#)



Joystick controllers


9001K●●H● see [page 17](#)

Booted pushbuttons and wobblestick (with accessories)



Booted pushbuttons

9001KR●●● + 9001KU● see pages 10 and 24




Wobblestick

9001KR●●● + 9001K8 see pages 10 and 24


Light functions

Pilot lights



BA 9s base mounted super bright LED

9001KP●●● see [page 12](#)



BA 9s incandescent bulb

9001KP●●● see [page 12](#)

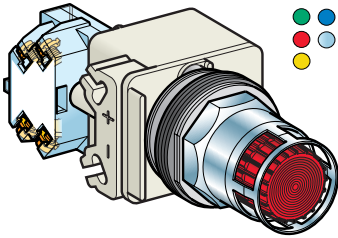
Control and signaling units Ø 30

Harmony 9001K & 9001SK range
 Pushbuttons, switches and pilot lights
 with chromium plated metal bezel
 Complete units 9001K

Complete units

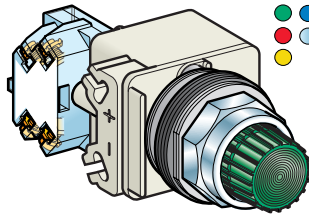
Combined contact and light functions

Illuminated pushbuttons, spring return



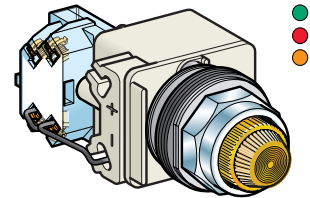
Flush push, super bright LED

9001K●L●●● see [page 13](#)



Projecting push

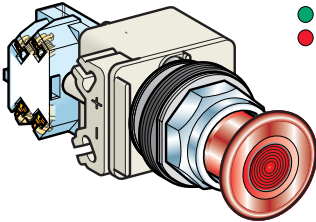
9001K2L●●● see [page 14](#)



"Push to test", projecting push,
 super bright LED

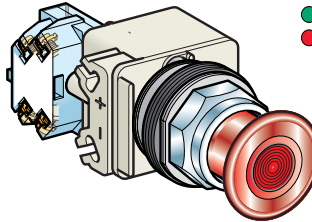
9001KT●●●31 see [page 15](#)

Ø 41/1.61 in. mushroom head illuminated pushbuttons, super bright LED



2-position, push-pull

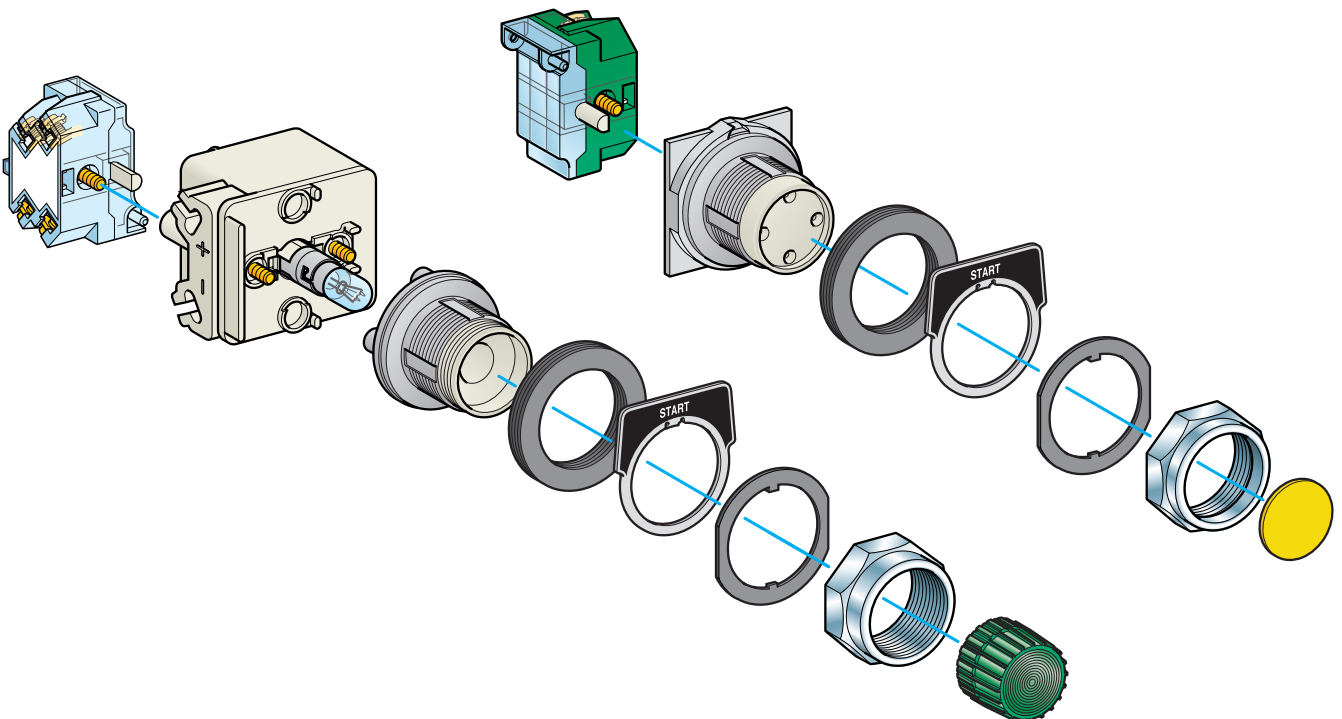
9001KR9P●●● see [page 15](#)



3-position, push-pull

9001KR8P●●● see [page 15](#)

Separate components and accessories




Control and signaling units Ø 30

Harmony 9001K & 9001SK range
 Pushbuttons, switches and pilot lights
 with double insulated bezel
 Complete units 9001SK

Complete units

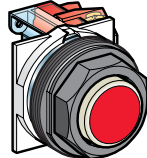
Contact functions

Pushbuttons, spring return



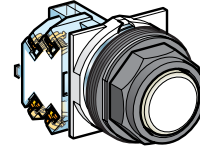
Flush push

9001SKR1●●● see [page 18](#)



Projecting push

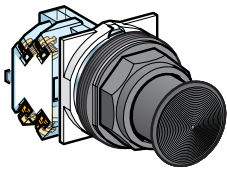
9001SKR3●●● see [page 18](#)



Recessed push (high guard)

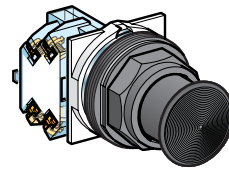
9001SKR2●●● see [page 18](#)

Mushroom head pushbuttons



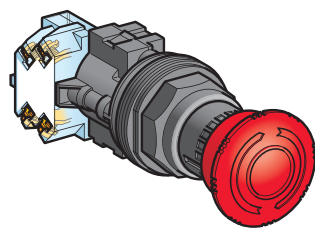
Spring return Ø 35/1.38 in., or Ø 57/2.24 in.

9001SKR2●●H13 see [page 18](#)



Latching Ø 35/1.38 in., Ø 41/1.61 in., or Ø 57/2.24 in.

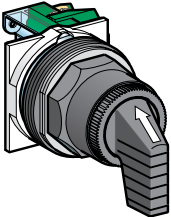
9001SKR●●● see [page 18](#)



Turn to release, trigger action

9001SKR16 see [page 18](#)

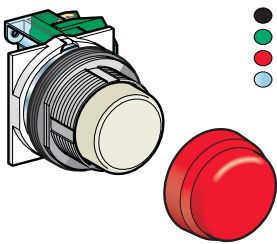
Selector switches



Selector switches, long black handle

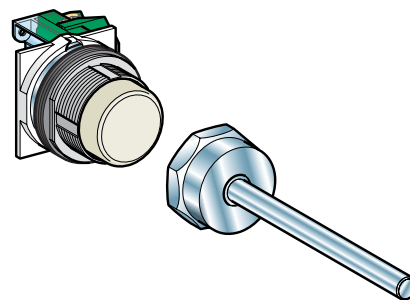
9001SKS●●FBH●● see [page 20](#)

Booted pushbuttons and wobblestick (with accessories)



Booted pushbuttons

9001SKR●●● + 9001KU● see pages 24 and 18

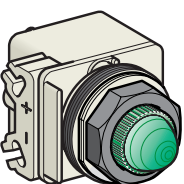


Wobblestick

9001SKR●●● + 9001K8 see pages 24 and 18

Light functions

Pilot lights



BA 9s base mounted super bright LED

9001SKP●●● see [page 19](#)



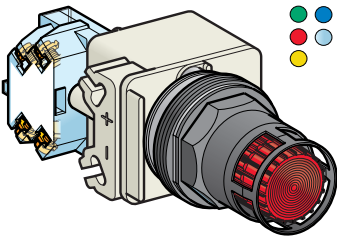
BA 9s incandescent bulb

9001SKP●●● see [page 19](#)

Complete units

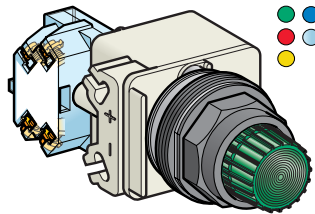
Combined contact and light functions

Illuminated pushbuttons, spring return



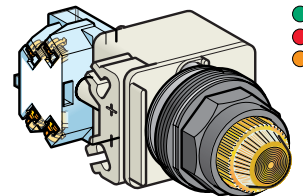
Flush push

9001SK1L●●● see [page 20](#)



Projecting push

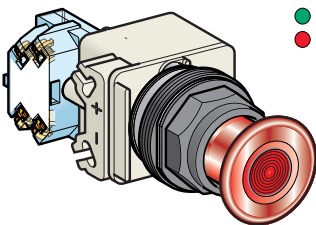
9001SK2L●●● see [page 21](#)



"Push to test", projecting push

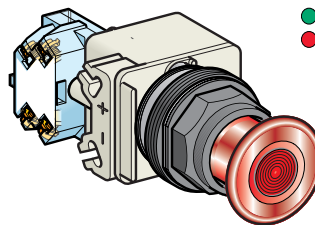
9001SKT●●●31 see [page 22](#)

Ø 41/1.61 in. mushroom head illuminated pushbuttons



2-position, push-pull

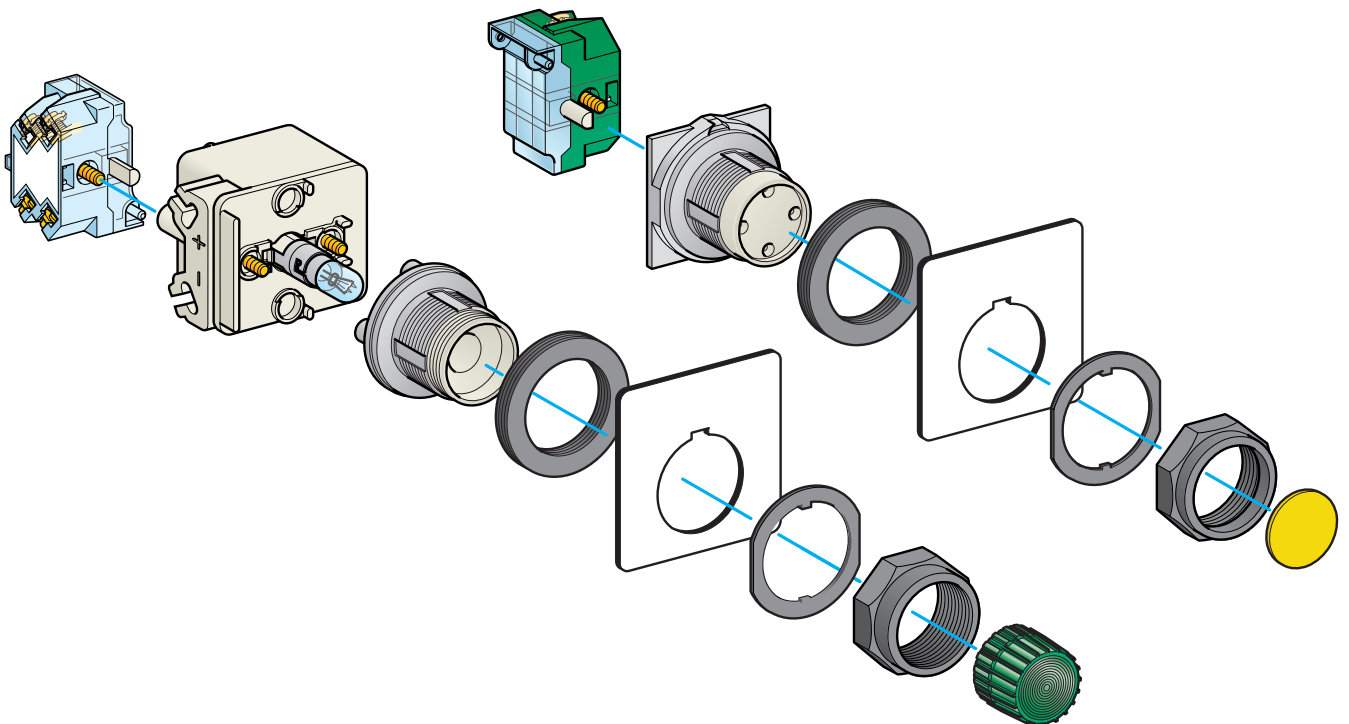
9001SKR9P●●● see [page 23](#)



3-position, push-pull

9001SKR8P●●● see [page 23](#)

Separate components and accessories



Control and signaling units Ø 30

Harmony 9001K & 9001SK range

Pushbuttons, switches and pilot lights

with chromium plated metal bezel

Complete units 9001K, with screw clamp terminals



9001KR1GH5



9001KR1UH5



9001KR2UH13



9001KR24RH13



9001KR25BH13



9001KR9GM94



9001KR9RM95



9001KR16H13

Pushbuttons, spring return

Shape of head	Type of push	Type of contact			Color	Reference	Weight kg/lb
		NO	NC	CO			
	Flush	1	–	–	Black	9001KR1BH5	0.121/0.267
		–	–	–	Green	9001KR1GH5	0.121/0.267
		–	–	1	Black	9001KR1BH13	0.121/0.267
		–	–	1	Green	9001KR1GH13	0.121/0.267
		–	–	1	Red	9001KR1RH13	0.121/0.267
		–	–	1	Multi-color	9001KR1UH13 (1)	0.121/0.267
	Projecting	1	–	–	Multi-color	9001KR1UH5 (1)	0.121/0.267
		–	1	–	Red	9001KR3RH6	0.128/0.282
		–	–	1	Multi-color	9001KR3UH13 (1)	0.128/0.282
	Recessed (high guard)	1	–	–	Multi-color	9001KR3UH5 (1)	0.128/0.282
		–	–	1	Green	9001KR2GH5	0.136/0.300
		–	–	1	Multi-color	9001KR2UH13 (1)	0.136/0.300
–	–	1	–	–	Multi-color	9001KR2UH5 (1)	0.136/0.300

Mushroom head pushbuttons

Shape of head	Type of push	Diameter mm/in.	Type of contact			Color	Head material	Reference	Weight kg/lb
			NO	NC	CO				
	Spring return	Ø 35/1.38 Screw-in with set screw security	–	–	1	Black	Plastic	9001KR24BH13	0.126/0.278
			–	–	1	Red	Plastic	9001KR24RH13	0.126/0.278
	Snap in Knob	Ø 35/1.38 Screw-in with set screw security (2)	–	1	–	Red	Plastic	9001KR4RH6	0.154/0.340
			–	–	–	Black	Metal	9001KR24BM	0.141/0.311
			–	–	–	Red	Metal	9001KR24RM	0.141/0.311
			–	–	–	Green	Metal	9001KR24GM	0.141/0.311
			–	–	1	Black	Plastic	9001KR25BH13	0.132/0.291
			–	–	1	Red	Plastic	9001KR25RH13	0.132/0.291
	Snap in Knob	Ø 57/2.24 Screw-in with set screw security (2)	–	1	–	Red	Plastic	9001KR5RH6	0.154/0.340
			–	–	–	Black	Metal	9001KR25BM	0.150/0.331
			–	–	–	Red	Metal	9001KR25RM	0.150/0.331
			–	–	–	Green	Metal	9001KR25GM	0.150/0.331
			–	2	–	Black	Plastic	9001KR8BH25	0.195/0.430
			–	2	–	Red	Plastic	9001KR8RH25	0.195/0.430
	3 positions: Push-pull (maintained center position) 2 maintained positions: Push-pull	Ø 35/1.38	–	1	–	Red	Plastic	9001KR9R20H6	0.141/0.311
			–	–	–	Black	Metal	9001KR9BM94	0.141/0.311
			–	–	–	Red	Metal	9001KR9RM94	0.141/0.311
			–	–	–	Green	Metal	9001KR9GM94	0.141/0.311
			–	–	1	Black	Plastic	9001KR9BH13	0.141/0.311
			–	–	1	Red	Plastic	9001KR9RH13	0.141/0.311
	Screw-in with set screw security (2)	Ø 40/1.58	–	–	–	Red	Plastic	9001KR9R94H13	0.141/0.311
			–	1	–	Red	Plastic	9001KR9RH6	0.141/0.311
			–	–	–	Black	Metal	9001KR9BM95	0.150/0.331
			–	–	–	Red	Metal	9001KR9RM95	0.150/0.331
			–	–	–	Green	Metal	9001KR9GM95	0.150/0.331
			–	1	–	Red	Plastic	9001KR9R21H6	0.141/0.311
	2 positions (3) Turn to Release Trigger action	Ø 40/1.58	1	1	–	Red	Plastic	9001KR16H13	0.141/0.311
			2	2	–	Red	Plastic	9001KR16H2	0.141/0.311
			–	–	–	Red	Plastic	9001KR16 (2)	0.141/0.311

(1) Supplied with 7 different colored caps: black, green, red, yellow, blue, white and orange, ready for clipping-in.

(2) Supplied without contact block. To order contact blocks, see page 24.

(3) Mushroom head Emergency stop trigger action and mechanical latching pushbuttons conform to standards EN/IEC 60204-1 and EN/ISO 13850, Machinery Directive 2006/42/EC, and EN/IEC 60947-5-5 when used with Emergency Stop legend plate 9001KN8330 or 9001KN9330, see page 26.

Control and signaling units Ø 30









































Harmony 9001K & 9001SK range

Pushbuttons, switches and pilot lights

with chromium plated metal bezel

Complete units 9001K, with screw clamp terminals

Selector switches and key switches (For information on contact actuation sequence, please refer to our site www.schneider-electric.com)

Shape of head	Mount on side	Contact block (order separately)	Contact status 1 - closed 0 - open	Number and type of positions	Reference	Weight kg/lb
 9001KS43FB Long handle, black	1 or 2	9001KA2 		2 stay put	 9001KS11FB	0.172/0.379
	1 or 2	9001KA2 		2 spring return from right to left	 9001KS34FB	0.172/0.379
	1	9001KA1 		3 stay put	 9001KS43FB	0.172/0.379
	1 or 2	9001KA1 		3 stay put	 9001KS46FB	0.172/0.379
	1 or 2	9001KA1 		3 spring return from left to center	 9001KS63FB	0.172/0.379
	1 or 2	9001KA1 		3 spring return to center	 9001KS53FB	0.172/0.379
	Side 2	9001KA1 		4 stay put	 9001KS88FB	0.172/0.379
Side 1	9001KA1 					
 9001KS11K1R Key (Ronis no. 455)	1 or 2	9001KA2 		2 stay put	 9001KS11K1R	0.207/0.456
	1 or 2	9001KA1 		2 stay put	 9001KS11K1R	0.207/0.456
	1 or 2	9001KA1 		2 stay put	 9001KS11K3R	0.207/0.456
	1 or 2	9001KA1 		3 stay put	 9001KS43K5R	0.234/0.516
	1 or 2	9001KA1 		3 spring return to center	 9001KS53K5R	0.234/0.516



Key (E10)

For E 10 key, remove R from reference.

Ex: 9001KS11K1R: Ronis key
9001KS11K1: E10 key

Note : Other contact configurations are available. Please contact our Customer Care Centre.

Control and signaling units Ø 30




Harmony 9001K & 9001SK range

Pushbuttons, switches and pilot lights

with chromium plated metal bezel

Complete units 9001K, with screw clamp terminals

Pilot lights with BA 9s base mounted (super bright LED, included)

Shape of head	Supply voltage V	Color	Reference	Weight kg/lb
	24 ~	Green	9001KP35LGG9	0.134/0.295
		Red	9001KP35LRR9	0.134/0.295
		Amber	9001KP35LYA9	0.134/0.295
		Blue	9001KP35LLL9	0.134/0.295
		White	9001KP35LWW9	0.134/0.295
	48 ~	Green	9001KP36LGG9	0.134/0.295
		Red	9001KP36LRR9	0.134/0.295
		Amber	9001KP36LYA9	0.134/0.295
		Blue	9001KP36LLL9	0.134/0.295
		White	9001KP36LWW9	0.134/0.295
	120 ~	Green	9001KP38LGG9	0.134/0.295
		Red	9001KP38LRR9	0.134/0.295
		Amber	9001KP38LYA9	0.134/0.295
		Blue	9001KP38LLL9	0.134/0.295
		White	9001KP38LWW9	0.134/0.295

109202




9001KP35LLL9

Pilot lights with BA 9s, incandescent bulb (bulb included)

Shape of head	Supply	Supply voltage V	Color	Reference	Weight kg/lb
	Direct supply for BA 9s bulb (included)	12 ~	Green	9001KP32G9	0.134/0.295
			Red	9001KP32R9	0.134/0.295
			Amber	9001KP32A9	0.134/0.295
			Blue	9001KP32L9	0.134/0.295
		24 ~	Green	9001KP35G9	0.134/0.295
			Red	9001KP35R9	0.134/0.295
			Amber	9001KP35A9	0.134/0.295
			Blue	9001KP35L9	0.134/0.295
		48 ~	Green	9001KP36G9	0.134/0.295
			Red	9001KP36R9	0.134/0.295
			Amber	9001KP36A9	0.134/0.295
			Blue	9001KP36L9	0.134/0.295
		120 ~	Green	9001KP38G9	0.134/0.295
			Red	9001KP38R9	0.134/0.295
			Amber	9001KP38A9	0.134/0.295
			Blue	9001KP38L9	0.134/0.295
	Via integral transformer for BA 9s 6 V bulb (included)	120 ~	Green	9001KP1G9	0.210/0.463
			Red	9001KP1R9	0.210/0.463
			Amber	9001KP1A9	0.210/0.463
			Blue	9001KP1L9	0.210/0.463
		230 ~	Green	9001KP7G9	0.210/0.463
			Red	9001KP7R9	0.210/0.463
			Amber	9001KP7A9	0.210/0.463
			Blue	9001KP7L9	0.210/0.463
		380 ~	Green	9001KP5G9	0.210/0.463
			Red	9001KP5R9	0.210/0.463
			Amber	9001KP5A9	0.210/0.463
			Blue	9001KP5L9	0.210/0.463
		600 ~	Green	9001KP6G9	0.210/0.463
			Red	9001KP6R9	0.210/0.463
			Amber	9001KP6A9	0.210/0.463
			Blue	9001KP6L9	0.210/0.463

108201



9001KP38R9

106200



9001KP1G9

Control and signaling units Ø 30


Harmony 9001K & 9001SK range

Pushbuttons, switches and pilot lights

with chromium plated metal bezel

Complete units 9001K, with screw clamp terminals

Illuminated pushbuttons, spring return, push-push (super bright LED, included)

Shape of head	Description supply	Type of contact	Supply voltage V	Color	Reference	Weight kg/lb
						
		CO				

Extended metallic guard



9001K3L35LRRH13



BA 9s base mounted LED (included)

	1	24 ~	Red	9001K3L35LRRH13	0.175/0.386
			Green	9001K3L35LGGH13	0.175/0.386
			Amber	9001K3L35LYAH13	0.175/0.386
	48 ~	Red	9001K3L36LRRH13	0.175/0.386	
		Green	9001K3L36LGGH13	0.175/0.386	
		Amber	9001K3L36LYAH13	0.175/0.386	
	120 ~	Red	9001K3L38LRRH13	0.175/0.386	
		Green	9001K3L38LGGH13	0.175/0.386	
		Amber	9001K3L38LYAH13	0.175/0.386	
1	24 ~	Red	9001K3L35RH13	0.175/0.386	
		Green	9001K3L35GH13	0.175/0.386	
		Amber	9001K3L35AH13	0.175/0.386	
1	48 ~	Red	9001K3L36RH13	0.175/0.386	
		Green	9001K3L36GH13	0.175/0.386	
		Amber	9001K3L36AH13	0.175/0.386	
1	120 ~	Red	9001K3L38RH13	0.175/0.386	
		Green	9001K3L38GH13	0.175/0.386	
		Blue	9001K3L38LH13	0.175/0.386	
		Amber	9001K3L38AH13	0.175/0.386	
		White	9001K3L38WH13	0.175/0.386	
		Clear	9001K3L38CH13	0.175/0.386	
1	120 ~	Red	9001K3L1RH13	0.250/0.551	
		Green	9001K3L1GH13	0.250/0.551	
		Amber	9001K3L1AH13	0.250/0.551	
	230 ~	Red	9001K3L7RH13	0.250/0.551	
		Green	9001K3L7GH13	0.250/0.551	
		Amber	9001K3L7AH13	0.250/0.551	

Direct supply for BA 9s incandescent bulb (included)

Via integral transformer for BA 9s 6 V incandescent bulb (included)

Full guard in plastic



9001K1L35LGGH13








BA 9s base mounted (included)

	1	24 ~	Red	9001K1L35LRRH13	0.166/0.366
			Green	9001K1L35LGGH13	0.166/0.366
			Amber	9001K1L35LYAH13	0.166/0.366
	1	48 ~	Red	9001K1L36LRRH13	0.166/0.366
			Green	9001K1L36LGGH13	0.166/0.366
			Amber	9001K1L36LYAH13	0.166/0.366
	1	120 ~	Red	9001K1L38LRRH13	0.166/0.366
			Green	9001K1L38LGGH13	0.166/0.366
			Amber	9001K1L38LYAH13	0.166/0.366

Control and signaling units Ø 30

Harmony 9001K & 9001SK range
 Pushbuttons, switches and pilot lights
 with chromium plated metal bezel
 Complete units 9001K, with screw clamp terminals

Illuminated pushbuttons, spring return, projecting push							
Shape of head	Type of contact			Supply voltage V	Color	Reference	Weight kg/lb
	NO late break	NC	CO				
BA 9s base mounted LED (included)							
	-	-	1	24 ~	Red	9001K2L35LRRH13	0.166/0.366
					Green	9001K2L35LGGH13	0.166/0.366
					Amber	9001K2L35LYAH13	0.166/0.366
	-	-	1	48 ~	Red	9001K2L36LRRH13	0.166/0.366
					Green	9001K2L36LGGH13	0.166/0.366
					Amber	9001K2L36LYAH13	0.166/0.366
	-	-	1	120 ~	Red	9001K2L38LRRH13	0.166/0.366
					Green	9001K2L38LGGH13	0.166/0.366
					Amber	9001K2L38LYAH13	0.166/0.366
Direct supply for BA 9s incandescent bulb (included)							
	-	-	1	24 ~	Red	9001K2L35RH13	0.166/0.366
					Green	9001K2L35GH13	0.166/0.366
					Amber	9001K2L35AH13	0.166/0.366
					Blue	9001K2L35LH13	0.166/0.366
					White	9001K2L35WH13	0.166/0.366
	-	-	1	48 ~	Red	9001K2L36RH13	0.166/0.366
					Green	9001K2L36GH13	0.166/0.366
					Amber	9001K2L36AH13	0.166/0.366
					Blue	9001K2L36LH13	0.166/0.366
					White	9001K2L36WH13	0.166/0.366
	-	-	1	120 ~	Red	9001K2L38RH13	0.166/0.366
					Green	9001K2L38GH13	0.166/0.366
					Amber	9001K2L38AH13	0.166/0.366
					Blue	9001K2L38LH13	0.166/0.366
					White	9001K2L38WH13	0.166/0.366
Via integral transformer for BA 9s incandescent bulb (included)							
	-	-	1	230 ~	Red	9001K2L7RH13	0.140/0.309
					Green	9001K2L7GH13	0.140/0.309
					Amber	9001K2L7AH13	0.140/0.309
					Blue	9001K2L7LH13	0.140/0.309
					White	9001K2L7WH13	0.140/0.309



Control and signaling units Ø 30




Harmony 9001K & 9001SK range

Pushbuttons, switches and pilot lights


with chromium plated metal bezel

Complete units 9001K, with screw clamp terminals

Illuminated mushroom head pushbuttons (super bright LED, included)

Shape of head	Diameter mm/in.	Type of contact	Supply voltage V	Color	Reference	Weight kg/lb
		 NO I. break				
		 NO				
		 CO				

2 position stay put pushbuttons

	Ø 41/1.61	Order contacts separately	24 ~	Green	9001KR9P35LGG	0.186/0.410
				Red	9001KR9P35LRR	0.186/0.410
			48 ~	Green	9001KR9P36LGG	0.186/0.410
				Red	9001KR9P36LRR	0.186/0.410
			120 ~	Green	9001KR9P38LGG	0.186/0.410
				Red	9001KR9P38LRR	0.186/0.410




9001KR9P35LGG







9001KR8P35LRR

3 position pushbuttons (pull: spring return, center: stay put, push: spring return)

	Ø 41/1.61	Order contacts separately	24 ~	Green	9001KR8P35LGG	0.254/0.560
				Red	9001KR8P35LRR	0.254/0.560
			48 ~	Green	9001KR8P36LGG	0.254/0.560
				Red	9001KR8P36LRR	0.254/0.560
			120 ~	Green	9001KR8P38LGG	0.254/0.560
				Red	9001KR8P38LRR	0.254/0.560




Mechanically interlocked pushbuttons

Shape of head	Type of push	Type of contact	Color	Reference	Weight kg/lb	
		 NO I. break				
		 NO				
		 CO				
	Both maintained	-	-	1	Multi-color 9001KR11UH1H1 (1)	0.540/1.190
	One spring return and one latching	-	-	1	Multi-color 9001KR12UH1H1 (1)	0.540/1.190




9001KR11UH1H1

Illuminated "Push to test" pushbuttons, spring return (super bright LED, included)

Shape of head	Type of push	Type of contact	Supply voltage V	Color	Reference	Weight kg/lb
		 NO I. break				
		 NO				
		 CO				

Direct supply

	Projecting push	1	-	-	24 ~	Green	9001KT35LGG31	0.235/0.518
						Red	9001KT35LRR31	0.235/0.518
						Amber	9001KT35LYA31	0.235/0.518
		1	-	-	48 ~	Green	9001KT36LGG31	0.235/0.518
						Red	9001KT36LRR31	0.235/0.518
						Amber	9001KT36LYA31	0.235/0.518
		1	-	-	120 ~	Green	9001KT38LGG31	0.235/0.518
						Red	9001KT38LRR31	0.235/0.518
						Amber	9001KT38LYA31	0.235/0.518



9001KT35LRR31

(1) Supplied with 7 different colored caps: black, green, red, yellow, blue, white and orange, ready for clipping-in.




















Control and signaling units Ø 30

Harmony 9001K & 9001SK range

Pushbuttons, switches and pilot lights

with chromium plated metal bezel

Complete units 9001K, with screw clamp terminals

Illuminated selector switches with long handle (super bright LED, included)									
Shape of head	Supply	Mount on side	Contact block (1)	Contact status 1 - closed 0 - open	Supply voltage V	Number and type of positions	Color	Reference	Weight kg/lb
 Supplied with 24 V light module (super bright LED)	1 or 2	9001KA2			24 ~	2 stay put	Green	9001K11J35LGFG	0.245/0.540
							Red	9001K11J35LRFR	0.245/0.540
							Amber	9001K11J35LYFA	0.245/0.540
	1 or 2	9001KA2			24 ~	2 spring return from right to left	Green	9001K34J35LGFG	0.245/0.540
							Red	9001K34J35LRFR	0.245/0.540
							Amber	9001K34J35LYFA	0.245/0.540
	1 or 2	9001KA1			24 ~	3 stay put	Green	9001K43J35LGFG	0.245/0.540
							Red	9001K43J35LRFR	0.245/0.540
							Amber	9001K43J35LYFA	0.245/0.540
	Side 2	9001KA1			24 ~	3 stay put	Green	9001K46J35LGFG	0.245/0.540
							Red	9001K46J35LRFR	0.245/0.540
	Side 1	9001KA1					Amber	9001K46J35LYFA	0.245/0.540
	1 or 2	9001KA1			24 ~	3 spring return to center	Green	9001K53J35LGFG	0.245/0.540
							Red	9001K53J35LRFR	0.245/0.540
							Amber	9001K53J35LYFA	0.245/0.540
	1 or 2	9001KA1			24 ~	3 spring return from left to center	Green	9001K63J35LGFG	0.245/0.540
							Red	9001K63J35LRFR	0.245/0.540
							Amber	9001K63J35LYFA	0.245/0.540
Side 2	9001KA1			24 ~	4 stay put	Green	9001K88J35LGFG	0.245/0.540	
						Red	9001K88J35LRFR	0.245/0.540	
Side 1	9001KA1					Amber	9001K88J35LYFA	0.245/0.540	

(1) Order and install listed contact block for noted contact sequence. Other contact sequences are available. Please contact our Customer Care Centre.

9001K_CP19054



9001K46J35LYFA

Control and signaling units Ø 30




Harmony 9001K & 9001SK range

Pushbuttons, switches and pilot lights

with chromium plated metal bezel

Complete units 9001K, with screw clamp terminals

Illuminated mushroom head pushbuttons, push-pull, Ø 41/1.61 in. red


Shape of head	Supply	Type of contact			Supply voltage V	Reference	Weight kg/lb
		 NC I.break	 NC	 CO			

2 position stay put pushbuttons


109205







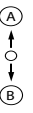

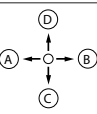

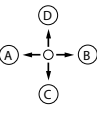
9001KR9P35RH25

	Direct supply for BA 9s incandescent bulb (included)	1	1	–	24 ̳	9001KR9P35RH25	0.168/0.370
					120 ̳	9001KR9P38RH25	0.168/0.370
	Via integral transformer for BA 9s 6 V incandescent bulb (included)	1	1	–	230 ̳	9001KR9P7RH25	0.245/0.540

3 position pushbuttons (pull: spring return, center: stay put, push: spring return)

	Direct supply for BA 9s incandescent bulb (included)	1	1	–	24 ̳	9001KR8P35RH25	0.168/0.370
					120 ̳	9001KR8P38RH25	0.168/0.370
	Via integral transformer for BA 9s 6 V incandescent bulb (included)	1	1	–	230 ̳	9001KR8P7RH25	0.245/0.540

Joystick controllers (80 mm/3.15 in. long operating shaft)

Shape of head	Description	Type of contact			Direction	Reference	Weight kg/lb
		 NO	 NC	 CO			
	3 positions spring return	–	2	–		9001K31H8	0.372/0.820
		Order contacts separately				9001K31	0.372/0.820
	5 positions spring return	2	–	–		9001K71H7	0.372/0.820
		Order contacts separately				9001K71	0.372/0.820
5 positions spring return	Order contacts separately	–	–	2		9001K35H2	0.372/0.820
						9001K35	0.372/0.820
3 positions stay put	Order contacts separately					9001K73	0.372/0.820
5 positions spring return with latch (1)	Order contacts separately					9001K34	0.372/0.820

(1) Latch button must be depressed before joystick will operate.

9001K_CP190055



9001K31

Control and signaling units Ø 30

Harmony 9001K & 9001SK range

Pushbuttons, switches and pilot lights

with double insulated bezel

Complete units 9001SK, with screw clamp terminals



9001SKR1GH13



9001SKR3RH6



9001SKR2GH5



9001SKR24BH13



9001SKR16H13

Pushbuttons, spring return

Shape of head	Type of push	Type of contact			Color	Reference	Weight kg/lb
		NO	NC	CO			
	Flush	1	-	-	Black	9001SKR1BH5	0.086/0.190
		-	-	-	Green	9001SKR1GH5	0.086/0.190
		-	-	1	Black	9001SKR1BH13	0.086/0.190
		-	-	1	Green	9001SKR1GH13	0.086/0.190
		-	-	1	Red	9001SKR1RH13	0.086/0.190
	Projecting	1	-	-	Multi-color	9001SKR1UH5 (1)	0.086/0.190
		-	1	-	Red	9001SKR3RH6	0.070/0.154
		-	-	1	Multi-color	9001SKR3UH13 (1)	0.070/0.154
		1	-	-	Multi-color	9001SKR3UH5 (1)	0.070/0.154
			Recessed (high guard)	1	-	-	Green
-	-			1	Multi-color	9001SKR2UH13 (1)	0.090/0.198
1	-			-	Multi-color	9001SKR2UH5 (1)	0.090/0.198

Mushroom head pushbuttons

Shape of head	Type of push	Diameter mm/in.	Type of contact			Color	Reference	Weight kg/lb	
			NC l. break	NC	CO				
	Spring return	Ø 35/1.38	-	-	1	Black	9001SKR24BH13	0.095/0.209	
		Ø 35/1.38 Snap in Knob	-	1	-	Red	9001SKR4RH6	0.095/0.209	
		Ø 57/2.24	-	-	1	Black	9001SKR25BH13	0.102/0.225	
		Ø 57/2.24	-	-	1	Red	9001SKR25RH13	0.102/0.225	
		Ø 57/2.24 Snap in Knob	-	1	-	Red	9001SKR5RH6	0.102/0.225	
			3 positions: Push-pull (maintained centre position)	Ø 41/1.61	1	1	-	Black	9001SKR8BH25
Ø 41/1.61	-			-	-	Red	9001SKR8RH25	0.159/0.351	
Ø 35/1.38	2 maintained positions: Push-pull			-	1	-	Red	9001SKR9R20H6	0.159/0.351
				Ø 41/1.61	-	-	1	Black	9001SKR9BH13
	2 positions Turn to release Trigger action (3)	Ø 40/1.58	-	1	-	Red	9001SKR9RH13	0.159/0.351	
			-	1	-	Red	9001SKR9RH6	0.159/0.351	
			-	1	-	Red	9001SKR9R21H6	0.164/0.362	
			1	1	-	Red	9001SKR16H13	0.141/0.312	
	2 positions Turn to release Trigger action (3)	Ø 40/1.58	2	2	-	Red	9001SKR16H2	0.141/0.312	
			-	-	-	Red	9001SKR16 (2)	0.141/0.312	

(1) Supplied with 7 different colored caps: black, green, red, yellow, blue, white and orange, ready for clipping-in.

(2) Supplied without contact block. To order contact blocks, see page 24.

(3) Mushroom head Emergency stop trigger action and mechanical latching pushbuttons conform to standards EN/IEC 60204-1 and EN/ISO 13850, Machinery Directive 2006/42/EC, and EN/IEC 60947-5-5 when used with Emergency Stop legend plate 9001KN8330 or 9001KN9330, see page 26.

Control and signaling units Ø 30

Harmony 9001K & 9001SK range

Pushbuttons, switches and pilot lights

with double insulated bezel


Complete units 9001SK, with screw clamp terminal

9001K_CP19059



9001SKP35LGG9

Pilot lights with BA 9s base mounted (super bright LED included)

Shape of head	Supply voltage V	Color	Reference	Weight kg/lb
	~ 24	Green	9001SKP35LGG9	0.082/0.181
		Red	9001SKP35LRR9	0.082/0.181
		Amber	9001SKP35LYA9	0.082/0.181
		Blue	9001SKP35LLL9	0.082/0.181
		White	9001SKP35LWW9	0.082/0.181
	~ 48	Green	9001SKP36LGG9	0.082/0.181
		Red	9001SKP36LRR9	0.082/0.181
		Amber	9001SKP36LYA9	0.082/0.181
		Blue	9001SKP36LLL9	0.082/0.181
		White	9001SKP36LWW9	0.082/0.181
	~ 120	Green	9001SKP38LGG9	0.082/0.181
		Red	9001SKP38LRR9	0.082/0.181
		Amber	9001SKP38LYA9	0.082/0.181
		Blue	9001SKP38LLL9	0.082/0.181
		White	9001SKP38LWW9	0.082/0.181

Pilot lights with BA 9s, incandescent bulb (bulb included)

Shape of head	Supply	Supply voltage V	Color	Reference	Weight kg/lb
	Direct supply for BA 9s bulb (included)	12 ~	Green	9001SKP32G9	0.082/0.181
			Red	9001SKP32R9	0.082/0.181
			Amber	9001SKP32A9	0.082/0.181
			Blue	9001SKP32L9	0.082/0.181
		24 ~	Green	9001SKP35G9	0.082/0.181
			Red	9001SKP35R9	0.082/0.181
			Amber	9001SKP35A9	0.082/0.181
			Blue	9001SKP35L9	0.082/0.181
		48 ~	Green	9001SKP36G9	0.082/0.181
			Red	9001SKP36R9	0.082/0.181
			Amber	9001SKP36A9	0.082/0.181
			Blue	9001SKP36L9	0.082/0.181
		120 ~	Green	9001SKP38G9	0.082/0.181
			Red	9001SKP38R9	0.082/0.181
			Amber	9001SKP38A9	0.082/0.181
Blue	9001SKP38L9		0.082/0.181		
	Via integral transformer for BA 9s 6 V bulb (included)	120 ~	Green	9001SKP1G9	0.181/0.399
			Red	9001SKP1R9	0.181/0.399
			Amber	9001SKP1A9	0.181/0.399
			Blue	9001SKP1L9	0.181/0.399
		230 ~	Green	9001SKP7G9	0.181/0.399
			Red	9001SKP7R9	0.181/0.399
			Amber	9001SKP7A9	0.181/0.399
			Blue	9001SKP7L9	0.181/0.399
		380 ~	Green	9001SKP5G9	0.181/0.399
			Red	9001SKP5R9	0.181/0.399
			Amber	9001SKP5A9	0.181/0.399
			Blue	9001SKP5L9	0.181/0.399
		600 ~	Green	9001SKP6G9	0.181/0.399
			Red	9001SKP6R9	0.181/0.399
			Amber	9001SKP6A9	0.181/0.399
Blue	9001SKP6L9		0.181/0.399		

9001K_CP19060



9001SKP38R9

Control and signaling units Ø 30

Harmony 9001K & 9001SK range

Pushbuttons, switches and pilot lights

with double insulated bezel

Complete units 9001SK, with screw clamp terminal

Selector switches (For information on contact actuation sequence, please refer to our site www.schneider-electric.com)



9001SKS43FB

Shape of head	Mount on side	Contact block (order separately)	Contact status 1 - closed 0 - open	Number and type of positions	Reference	Weight kg/lb	
<p>Long handle, black</p>	1 or 2	9001KA2		2 stay put	9001SKS11FB	0.059/0.130	
	1 or 2	9001KA2		2 spring return from right to left	9001SKS34FB	0.059/0.130	
	1 or 2	9001KA1		3 stay put	9001SKS43FB	0.059/0.130	
	1 or 2	9001KA1		3 spring return from left to center	9001SKS63FB	0.059/0.130	
	1 or 2	9001KA1		3 spring return to center	9001SKS53FB	0.059/0.130	
	Side 1	9001KA1		 	4 stay put	9001SKS88FB	0.059/0.130
	Side 2	9001KA1					

Illuminated pushbuttons, spring return, flush push (super bright LED included)



9001SK1L35LGG

Shape of head	Supply	Type of contact	Supply voltage V	Color	Reference	Weight kg/lb
<p>Full guard in plastic</p>	BA 9s base mounted	 CO	24 ~	Red	9001SK1L35LRR	0.181/0.399
				Green	9001SK1L35LGG	0.181/0.399
				Amber	9001SK1L35LYA	0.181/0.399
	1		48 ~	Red	9001SK1L36LRR	0.181/0.399
				Green	9001SK1L36LGG	0.181/0.399
				Amber	9001SK1L36LYA	0.181/0.399
	1		120 ~	Red	9001SK1L38LRR	0.181/0.399
				Green	9001SK1L38LGG	0.181/0.399
				Amber	9001SK1L38LYA	0.181/0.399




Control and signaling units Ø 30

Harmony 9001K & 9001SK range

Pushbuttons, switches and pilot lights

with double insulated bezel

Complete units 9001SK, with screw clamp terminal

Illuminated pushbuttons, spring return, projecting push							
Shape of head	Type of contact			Supply voltage V	Color	Reference	Weight kg/lb
	NO late break	NC	CO				
BA 9s base mounted LED (included)							
	-	-	-	24 ~	Red	9001SK2L35LRR	0.181/0.399
					Green	9001SK2L35LGG	0.181/0.399
					Amber	9001SK2L35LYA	0.181/0.399
	-	-	-	48 ~	Red	9001SK2L36LRR	0.181/0.399
					Green	9001SK2L36LGG	0.181/0.399
					Amber	9001SK2L36LYA	0.181/0.399
	-	-	-	120 ~	Red	9001SK2L38LRR	0.181/0.399
					Green	9001SK2L38LGG	0.181/0.399
					Amber	9001SK2L38LYA	0.181/0.399
Direct supply for BA 9s incandescent bulb (included)							
	-	-	1	24 ~	Red	9001SK2L35RH13	0.181/0.399
					Green	9001SK2L35GH13	0.181/0.399
					Amber	9001SK2L35AH13	0.181/0.399
					Blue	9001SK2L35LH13	0.181/0.399
					White	9001SK2L35WH13	0.181/0.399
	-	-	1	48 ~	Red	9001SK2L36RH13	0.181/0.399
					Green	9001SK2L36GH13	0.181/0.399
					Amber	9001SK2L36AH13	0.181/0.399
					Blue	9001SK2L36LH13	0.181/0.399
					White	9001SK2L36WH13	0.181/0.399
	-	-	1	120 ~	Red	9001SK2L38RH13	0.181/0.399
					Green	9001SK2L38GH13	0.181/0.399
					Amber	9001SK2L38AH13	0.181/0.399
					Blue	9001SK2L38LH13	0.181/0.399
					White	9001SK2L38WH13	0.181/0.399
Via integral transformer for BA 9s incandescent bulb (included)							
	-	-	1	230 ~	Red	9001SK2L7RH13	0.226/0.498
					Green	9001SK2L7GH13	0.226/0.498
					Amber	9001SK2L7AH13	0.226/0.498
					Blue	9001SK2L7LH13	0.226/0.498
					White	9001SK2L7WH13	0.226/0.498

PG123098



9001SK2L36GH13


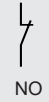

Control and signaling units Ø 30


Harmony 9001K & 9001SK range


Pushbuttons, switches and pilot lights

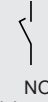
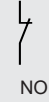

with double insulated bezel

Complete units 9001SK, with screw clamp terminal

Illuminated mushroom head pushbuttons (super bright LED, included)								
Shape of head	Diameter mm/in.	Supply voltage V	Type of contact			Color	Reference	Weight kg/lb
								
			NO l. break	NO	CO			

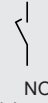
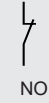

2 position stay put pushbuttons						
	Ø 41/1.61	24 ~	Order contact block separately	Green	9001SKR9P35LGG	0.226/0.498
				Red	9001SKR9P35LRR	0.226/0.498
	48 ~	Order contact block separately	Green	9001SKR9P36LGG	0.226/0.498	
			Red	9001SKR9P36LRR	0.226/0.498	
	120 ~	Order contact block separately	Green	9001SKR9P38LGG	0.226/0.498	
			Red	9001SKR9P38LRR	0.226/0.498	


3 position pushbuttons (pull: spring return, center: stay put, push: spring return)						
	Ø 41/1.61	24 ~	Order contact block separately	Green	9001SKR8P35LGG	0.226/0.498
				Red	9001SKR8P35LRR	0.226/0.498
	48 ~	Order contact block separately	Green	9001SKR8P36LGG	0.226/0.498	
			Red	9001SKR8P36LRR	0.226/0.498	
	120 ~	Order contact block separately	Green	9001SKR8P38LGG	0.226/0.498	
			Red	9001SKR8P38LRR	0.226/0.498	

Mechanically interlocked pushbuttons							
Shape of head	Type of push	Type of contact			Color	Reference	Weight kg/lb
							
		NO l. break	NO	CO			

	Both maintained	-	-	1	Multi-color	9001SKR11UH1H1 (1)	0.290/0.639
	One spring return and one latching	-	-	1	Multi-color	9001SKR12UH1H1 (1)	0.290/0.639

Illuminated "Push to test" pushbuttons, spring return, projecting push (super bright LED included)

Shape of head	Supply voltage V	Type of contact			Color	Reference	Weight kg/lb
							
		NO l. break	NO	CO			

Direct supply							
	24 ~	-	-	1	Green	9001SKT35LGG31	0.195/0.430
					Red	9001SKT35LRR31	0.195/0.430
					Amber	9001SKT35LYA31	0.195/0.430
	48 ~	-	-	1	Green	9001SKT36LGG31	0.195/0.430
					Red	9001SKT36LRR31	0.195/0.430
					Amber	9001SKT36LYA31	0.195/0.430
	120 ~	-	-	1	Green	9001SKT38LGG31	0.195/0.430
					Red	9001SKT38LRR31	0.195/0.430
					Amber	9001SKT38LYA31	0.195/0.430

(1) Supplied with 7 different colored caps: black, green, red, yellow, blue, white and orange, ready for clipping-in.

Control and signaling units Ø 30


Harmony 9001K & 9001SK range

Pushbuttons, switches and pilot lights



with double insulated bezel

Complete units 9001SK, with screw clamp terminal

Illuminated selector switches with long handle (super bright LED included)

Shape of head	Supply	Mount on side	Contact block (1)	Contact status 1 - closed 0 - open	Supply voltage V	Number and type of positions	Color	Reference	Weight kg/lb
	Supplied with 24 V light module	1 or 2	9001KA2			24 ~	2 stay put	Green 9001SK11J35LGFG Red 9001SK11J35LRFR Amber 9001SK11J35LYFA	0.190/0.419 0.190/0.419 0.190/0.419
		1 or 2	9001KA2			24 ~	2 spring return from right to left	Green 9001SK34J35LGFG Red 9001SK34J35LRFR Amber 9001SK34J35LYFA	0.190/0.419 0.190/0.419 0.190/0.419
		1 or 2	9001KA1			24 ~	3 stay put	Green 9001SK43J35LGFG Red 9001SK43J35LRFR Amber 9001SK43J35LYFA	0.190/0.419 0.190/0.419 0.190/0.419
		Side 2	9001KA1			24 ~	3 stay put	Green 9001SK46J35LGFG Red 9001SK46J35LRFR	0.190/0.419 0.190/0.419
		Side 1	9001KA1					Amber 9001SK46J35LYFA	
		1 or 2	9001KA1			24 ~	3 spring return to center	Green 9001SK53J35LGFG Red 9001SK53J35LRFR Amber 9001SK53J35LYFA	0.190/0.419 0.190/0.419 0.190/0.419
		1 or 2	9001KA1			24 ~	3 spring return from left to center	Green 9001SK63J35LGFG Red 9001SK63J35LRFR Amber 9001SK63J35LYFA	0.190/0.419 0.190/0.419 0.190/0.419
		Side 2	9001KA1			24 ~	4 stay put	Green 9001SK88J35LGFG Red 9001SK88J35LRFR	0.190/0.419 0.190/0.419
Side 1	9001KA1		Amber 9001SK88J35LYFA						

Illuminated mushroom head pushbuttons, push-pull, Ø 41/1.61 in. red

Shape of head	Supply	Type of contact			Supply voltage V	Reference	Weight kg/lb	
		NC I. break	NC	CO				
	2 position stay put pushbuttons							
		Direct supply for BA 9s bulb (2)	1	1	–	24 ~	9001SKR9P35RH25	0.226/0.498
		Via integral transformer for BA 9s bulb (2)	1	1	–	120 ~	9001SKR9P38RH25	0.226/0.498
	Via integral transformer for BA 9s bulb (2)	1	1	–	230 ~	9001SKR9P7RH25	0.226/0.498	
	3 position pushbuttons (pull: spring return, center: stay put, push: spring return)							
		Direct supply for BA 9s bulb (2)	1	1	–	24 ~	9001SKR8P35RH25	0.226/0.498
		Via integral transformer for BA 9s bulb (2)	1	1	–	120 ~	9001SKR8P38RH25	0.226/0.498
		Via integral transformer for BA 9s bulb (2)	1	1	–	230 ~	9001SKR8P7RH25	0.226/0.498

(1) Order and install listed contact block for noted contact sequence. Other contact sequences are available.

Please contact our Customer Care Centre.

(2) Incandescent bulb, included.

Control and signaling units Ø 30

Harmony 9001K & 9001SK range

Pushbuttons, switches and pilot lights

Separate components, accessories and spare parts



Heads for spring return pushbuttons - unmarked

Shape of head	Type of push	Color	Reference	Weight kg/lb
For the metal range				
	Flush	Multi-color (1)	9001KR1U	0.087/0.192
	Projecting	Multi-color (1)	9001KR3U	0.090/0.198
	Recessed (high guard)	Multi-color (1)	9001KR2U	0.087/0.192
For the plastic range				
	Flush	Multi-color (1)	9001SKR1U	0.050/0.110
	Projecting	Multi-color (1)	9001SKR3U	0.050/0.110
	Recessed (high guard)	Multi-color (1)	9001SKR2U	0.050/0.110

Accessories for heads 9001KR•U

Description	Application	Color	Reference	Weight kg/lb
Rubber boots	Pushbuttons	Black	9001KU1	0.027/0.060
		Green	9001KU5	0.027/0.060
		Red	9001KU2	0.027/0.060
		Clear	9001KU7	0.027/0.060
Rod for spring return wobblestick	Pushbuttons	Chromium plated	9001K8	0.120/0.265

Light blocks for pilot lights and illuminated pushbuttons

Supply	Light source	Type	Supply voltage V	Color	Reference	Weight kg/lb
Direct supply via integral resistance	BA 9s bulb (included)	Incandescent	12 ~	–	9001KM32	0.050/0.110
			24 ~	–	9001KM35	0.050/0.110
			120 ~	–	9001KM38	0.050/0.110
			230 ~	–	9001KM25	0.050/0.110
Direct supply via integral transformer	BA 9s 6 V bulb (included)	Incandescent	120 ~	–	9001KM1	0.144/0.317
			230 ~	–	9001KM7	0.144/0.317
			380 - 480 ~	–	9001KM5	0.144/0.317
Shallow depth	24 V bulb	Incandescent	24 - 28 ~	–	9001KM55	0.115/0.254
				Red	9001KM55LR	0.115/0.254
				Green	9001KM55LG	0.115/0.254
				Yellow	9001KM55LY	0.115/0.254
	120 V bulb	Incandescent	110 - 120 ~	–	9001KM58	0.115/0.254
				Red	9001KM58LR	0.115/0.254
				Green	9001KM58LG	0.115/0.254
				Yellow	9001KM58LY	0.115/0.254

Contact blocks with protected terminals

Description		Type of contact			Reference	Weight kg/lb
Standard contact blocks	–	–	–	1	9001KA1 (2)	0.027/0.060
	–	1	–	–	9001KA2 (2)	0.023/0.051
	–	–	1	–	9001KA3 (2)	0.023/0.051
Late break contact blocks	–	–	–	1	9001KA4	0.027/0.060
	–	–	1	–	9001KA5	0.023/0.051
Early break contact blocks	–	1	–	–	9001KA6	0.023/0.051
Logic reed contact blocks	Hermetically sealed	1	–	–	9001KA41 (2)	0.045/0.099
		–	1	–	9001KA42 (2)	0.045/0.099
		–	–	1	9001KA43 (2)	0.045/0.099
Power reed contact blocks	Hermetically sealed	1	–	1	9001KA51 (2)	0.045/0.099
		–	1	–	9001KA52 (2)	0.045/0.099
		–	–	1	9001KA53 (2)	0.045/0.099

(1) Includes set of 7 different colored caps for customer installation: black, green, red, yellow, blue, white and orange.

(2) It is possible to mount up to 3 levels of contact blocks (maximum of 6 contacts blocks) on 9001K and 9001SK references. For additional contact blocks to be installed by the customer, please refer to our site www.schneider-electric.com.



9001KN300



9001KN201



9001KN379



9001KN100BP



9001KN101WP

Aluminum legend plates for metal range

Unmarked

Description	Background color	Reference	Weight kg/lb
Size 1 (40 x 43 mm/ 1.57 x 1.69 in.)	Black	9001KN200	0.005/0.011
	Red	9001KN200R	0.005/0.011
Size 2 (44 x 50 mm/ 1.73 x 1.97 in.)	Black	9001KN300	0.005/0.011
	Red	9001KN300R	0.005/0.011

Marked

Description	Legend plate color	Marking	Reference	Weight kg/lb
English text (40 x 43 mm/ 1.57 x 1.69 in.)	Black or red background	START	9001KN201	0.005/0.011
		STOP (red background)	9001KN202	0.005/0.011
		ON	9001KN203	0.005/0.011
		OFF (red background)	9001KN204	0.005/0.011
		EMERGENCY STOP (red background)	9001KN205	0.005/0.011
		FORWARD	9001KN206	0.005/0.011
		REVERSE	9001KN207	0.005/0.011
		CLOSE	9001KN208	0.005/0.011
		OPEN	9001KN209	0.005/0.011
		DOWN	9001KN210	0.005/0.011
		UP	9001KN211	0.005/0.011
		SLOW	9001KN213	0.005/0.011
		HIGH	9001KN214	0.005/0.011
		LOW	9001KN215	0.005/0.011
		RESET	9001KN233	0.005/0.011
		OFF-ON	9001KN245	0.005/0.011
		OPEN-CLOSE	9001KN246	0.005/0.011
HAND-OFF-AUTO	9001KN260	0.005/0.011		
PULL TO START/PUSH TO STOP	9001KN279	0.005/0.011		
English text (44 x 50 mm/ 1.73 x 1.97 in.)	Black	PULL TO START/PUSH TO STOP	9001KN379	0.005/0.011
French text (40 x 43 mm/ 1.57 x 1.69 in.)	Black or red background	MARCHE	9001KN201F	0.005/0.011
		ARRET (red background)	9001KN202F	0.005/0.011
		AVANT	9001KN206F	0.005/0.011
		ARRIERE	9001KN207F	0.005/0.011
		FERME	9001KN208F	0.005/0.011
		OUVERT	9001KN209F	0.005/0.011
		BAS	9001KN210F	0.005/0.011
		HAUT	9001KN211F	0.005/0.011
		VITE	9001KN214F	0.005/0.011
		LENT	9001KN215F	0.005/0.011
		REARMEMENT	9001KN223F	0.005/0.011

Plastic legend plates for plastic range

Unmarked

Description	Background color	Reference	Weight kg/lb
Size 1 (57 x 57 mm/ 2.24 x 2.24 in.)	White	9001KN100WP	0.005/0.011
	Black	9001KN100BP	0.005/0.011

Marked

Description	Legend plate color	Marking	Reference	Weight kg/lb
English text (57 x 57 mm/ 2.24 x 2.24 in.)	White	START	9001KN101WP	0.005/0.011
		STOP	9001KN102WP	0.005/0.011
		ON	9001KN103WP	0.005/0.011
		OFF	9001KN104WP	0.005/0.011
		EMERGENCY STOP	9001KN105WP	0.005/0.011
		FORWARD	9001KN106WP	0.005/0.011
		REVERSE	9001KN107WP	0.005/0.011
		CLOSE	9001KN108WP	0.005/0.011

Plastic legend plates for plastic range (continued)

Marked

Description	Legend plate color	Marking	Reference	Weight kg/lb		
English text (57 x 57 mm/ 2.24 x 2.24 in.)	White background	OPEN	9001KN109WP	0.005/0.011		
		DOWN	9001KN110WP	0.005/0.011		
		UP	9001KN111WP	0.005/0.011		
		SLOW	9001KN113WP	0.005/0.011		
		HIGH	9001KN114WP	0.005/0.011		
		LOW	9001KN115WP	0.005/0.011		
		RESET	9001KN133WP	0.005/0.011		
		OPEN-CLOSE	9001KN146WP	0.005/0.011		
		OFF-ON	9001KN145WP	0.005/0.011		
		HAND-OFF-AUTO	9001KN160WP	0.005/0.011		
		PULL TO START / PUSH TO STOP	9001KN179WP	0.005/0.011		
		French text (57 x 57 mm/ 2.24 x 2.24 in.)	White background	MARCHE	9001KN101WPF	0.005/0.011
				ARRET (red background)	9001KN102WPF	0.005/0.011
AVANT	9001KN106WPF			0.005/0.011		
ARRIERE	9001KN107WPF			0.005/0.011		
FERME	9001KN108WPF			0.005/0.011		
OUVERT	9001KN109WPF			0.005/0.011		
BAS	9001KN110WPF			0.005/0.011		
HAUT	9001KN111WPF			0.005/0.011		
VITE	9001KN114WPF			0.005/0.011		
LENT	9001KN115WPF			0.005/0.011		
TIRER POUR MARCHE / POUSSER POUR ARRET	9001KN179WPF	0.005/0.011				



Emergency stop legend plate (plastic)

Description	Legend plate color	Marking	Reference	Weight kg/lb
Ø 60/2.36 in.	Yellow	EMERGENCY STOP	9001KN9330	0.005/0.011
Ø 90/3.54 in.	Yellow	EMERGENCY STOP	9001KN8330	0.005/0.011





9001K94R



9001Y22



9001G9



9001L31



9001G8



9001R24

Caps and knobs

Description	Application	Color	Reference	Weight kg/lb
Ø 41/1.61 in. mushroom knob with set screw	For non-illuminated pushbutton	Red	9001K94R	0.005/0.011
Ø 57/2.24 in. mushroom knob with set screw	For non-illuminated pushbutton	Red	9001K93R	0.005/0.011
Ø 41/1.61 in. mushroom knob	For illuminated pushbutton	Red	9001R22	0.005/0.011
Ø 57/2.24 in. mushroom knob	For illuminated pushbutton	Red	9001R21	0.005/0.011
Ø 41/1.61 in. lens caps	Mushroom head illuminated pushbutton	Yellow	9001Y22	0.005/0.011
		Green	9001G22	0.005/0.011
Standard lens	For pilot light	Red	9001R9	0.005/0.011
		Green	9001G9	0.005/0.011
		Blue	9001L9	0.005/0.011
		Yellow	9001Y9	0.005/0.011
		White	9001W9	0.005/0.011
Lens caps "Fresnel lens"	For pilot light	Clear	9001C9	0.005/0.011
		Red	9001R31	0.005/0.011
		Green	9001G31	0.005/0.011
		Blue	9001L31	0.005/0.011
Standard knob	For selector switch	Yellow	9001Y31	0.005/0.011
		White	9001W31	0.005/0.011
		Clear	9001C31	0.005/0.011
		Black	9001B11	0.005/0.011
		Red	9001R8	0.005/0.011
		Green	9001G8	0.005/0.011
		Blue	9001L8	0.005/0.011
Long knob	For selector switch	Yellow	9001Y8	0.005/0.011
		White	9001W8	0.005/0.011
		Black	9001B25	0.005/0.011
		Red	9001R24	0.005/0.011
		Green	9001G24	0.005/0.011
Long knob	For selector switch	Blue	9001L24	0.005/0.011
		Yellow	9001Y24	0.005/0.011
		White	9001W24	0.005/0.011

Control and signaling units Ø 30

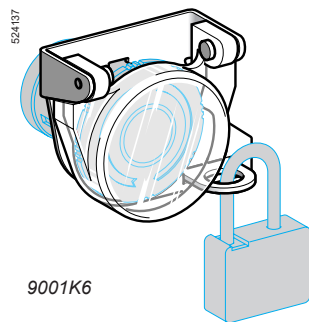
Harmony 9001K & 9001SK range

Pushbuttons, switches and pilot lights

Separate components, accessories and spare parts

Other accessories

Description	Application	Color	Reference	Weight kg/lb	
Super bright LED bulbs	24 V / 9001●●●35L (1) or 48 V / 9001●●●36L (1) or 120 V / 9001●●●38L (1)	Red (1)	6508805210	0.010/0.022	
		Green (1)	6508805212	0.010/0.022	
		Amber (1)	6508805211	0.010/0.022	
		Blue (1)	6508805213	0.010/0.022	
		White (1)	6508805214	0.010/0.022	
LED bulbs	120 V / 9001●●●1L (1) or 230 V / 9001●●●7L (1) or 380 V / 9001●●●5L (1)	Red (1)	6508805201	0.010/0.022	
		Yellow (1)	6508805202	0.010/0.022	
		Green (1)	6508805203	0.010/0.022	
Incandescent bulbs	Resistor light blocks	12 V ~ - code "32" (2)	-	2550101037	0.002/0.004
		24 V ~ - code "35" (2)	-	2550101002	0.002/0.004
		48 V ~ - code "36" (2)	-	2550101025	0.002/0.004
		120 V ~ - code "38" (2)	-	2550101027	0.002/0.004
		240 V ~ - code "25" (2)	-	2550101027	0.002/0.004
	Transformer light blocks	120 V ~ 50/60 Hz - code "1" (2)	-	2550101020	0.002/0.004
		230 V ~ 50/60 Hz - code "7" (2)	-	2550101020	0.002/0.004
		380 V ~ 50/60 Hz - code "5" (2)	-	2550101020	0.002/0.004
		600 V ~ 50/60 Hz - code "6" (2)	-	2550101020	0.002/0.004
		Closing plates	-	Gray	9001K51
-	Metal		9001K52	0.028/0.062	
Screwdriver (3)	-	-	9001K69	0.150/0.331	
Tightening wrench	Fixing nut	-	9001K95	0.064/0.141	
	Boot	-	9001K1	0.150/0.331	
Guards:	Mushroom head pushbutton	Ø 35 mm/1.38 in.	-	9001K48	0.028/0.062
		Ø 41 mm/1.61 in.	-	9001K56YM	0.036/0.079
		Ø 60 mm/2.36 in.	-	9001K685	0.030/0.066
Set of 7 different colored caps	Pushbutton	Black, green, red, yellow, blue, white, orange	9001T8U	0.005/0.011	
Bulb extractor	-	-	XBFX13	0.005/0.011	
Padlock attachment	For selector switch	-	9001K7	0.150/0.331	
	For pushbutton	-	9001K6	0.150/0.331	
	For Emergency stop	-	9001K62	0.150/0.331	
Alternate action module	Push on - Push off module (4)	-	9001K85	0.025/0.055	



Presentation:
page 4

Description:
page 6

Control and signaling units Ø 30

Harmony 9001K & 9001SK range

Pushbuttons, switches and pilot lights

Separate components, accessories and spare parts

Enclosures								
Type	Conduit threads	NEMA ratings	Color of enclosure	Color of cover	N° of 30 mm holes	Reference	Weight kg/lb	
Aluminum	3/4"	1, 3, 4, 6, 12, 13	–	–	1	9001KY1	1.170/2.579	
					2	9001KY2	1.279/2.820	
					3	9001KY3	1.597/3.520	
					4	9001KY4	1.846/4.070	
	14 mm/ 0.55 in.	1, 3, 4, 6, 12, 13	–	–	1	9001TY1	1.170/2.579	
					2	9001TY2	1.279/2.820	
					3	9001TY3	1.597/3.520	
					4	9001TY4	1.846/4.070	
	Aluminum with integral guard	3/4"	1, 3, 4, 6, 12, 13	Gray	Gray	1	9001KYG1	1.200/2.646
				Gray	Yellow	1	9001KYG1Y	1.200/2.646
		25 mm/ 0.98 in.	1, 3, 4, 6, 12, 13	Gray	Gray	1	9001TYG1	1.200/2.646
				Gray	Yellow	1	9001TYG1Y	1.200/2.646
Stainless steel	3/4" Knockout	1, 3, 4, 4X, 13	–	–	1	9001KYSS1	1.061/2.339	
					2	9001KYSS2	1.370/3.020	
					3	9001KYSS3	1.715/3.781	
					4	9001KYSS4	1.855/4.090	
Plastic	3/4" Knockout	1, 3, 4, 4X, 13	–	–	1	9001SKY1	0.690/1.521	
					2	9001SKY2	0.690/1.521	
					3	9001SKY3	0.790/1.742	

PF100882



9001KYG1Y

9001SK_1848_CP0DA2016001



9001KYSS1

(1) LED light modules require the color cap color and the LED be the same or use a clear color cap.

(2) Voltage Assembly Codes.

(3) Screwdriver with special tip for mounting contact blocks.

(4) NO circuits require KA4 or KA6 contact blocks.

2					
2550101002	28	9001K2L38WH13	14	9001KN145WP	26
2550101020	28	9001K2L7AH13	14	9001KN146WP	26
2550101025	28	9001K2L7GH13	14	9001KN160WP	26
2550101027	28	9001K2L7LH13	14	9001KN179WP	26
2550101037	28	9001K2L7RH13	14	9001KN179WPF	26
		9001K2L7WH13	14	9001KN200	25
		9001K31	17	9001KN200R	25
6		9001K31H8	17	9001KN201	25
6508805201	28	9001K34	17	9001KN201F	25
6508805202	28	9001K34J35LGFG	16	9001KN202	25
6508805203	28	9001K34J35LRFR	16	9001KN202F	25
6508805210	28	9001K34J35LYFA	16	9001KN203	25
6508805211	28	9001K35	17	9001KN204	25
6508805212	28	9001K35H2	17	9001KN205	25
6508805213	28	9001K3L1AH13	13	9001KN206	25
6508805214	28	9001K3L1GH13	13	9001KN206F	25
		9001K3L1RH13	13	9001KN207	25
		9001K3L35AH13	13	9001KN207F	25
		9001K3L35GH13	13	9001KN208	25
		9001K3L35LGGH13	13	9001KN208F	25
		9001K3L35LRRH13	13	9001KN209	25
		9001K3L35LYAH13	13	9001KN209F	25
		9001K3L35RH13	13	9001KN210	25
		9001K3L36AH13	13	9001KN210F	25
		9001K3L36GH13	13	9001KN211	25
		9001K3L36LGGH13	13	9001KN211F	25
		9001K3L36LRRH13	13	9001KN213	25
		9001K3L36LYAH13	13	9001KN214	25
		9001K3L36RH13	13	9001KN214F	25
		9001K3L38AH13	13	9001KN215	25
		9001K3L38CH13	13	9001KN215F	25
		9001K3L38GH13	13	9001KN223F	25
		9001K3L38LGGH13	13	9001KN233	25
		9001K3L38LH13	13	9001KN245	25
		9001K3L38LRRH13	13	9001KN246	25
		9001K3L38LYAH13	13	9001KN260	25
		9001K3L38RH13	13	9001KN279	25
		9001K3L38WH13	13	9001KN300	25
		9001K3L7AH13	13	9001KN300R	25
		9001K3L7GH13	13	9001KN379	25
		9001K3L7RH13	13	9001KN8330	26
		9001K43J35LGFG	16	9001KN9330	26
		9001K43J35LRFR	16	9001KP1A9	12
		9001K43J35LYFA	16	9001KP1G9	12
		9001K46J35LGFG	16	9001KP1L9	12
		9001K46J35LRFR	16	9001KP1R9	12
		9001K46J35LYFA	16	9001KP32A9	12
		9001K48	28	9001KP32G9	12
		9001K51	28	9001KP32L9	12
		9001K52	28	9001KP32R9	12
		9001K53J35LGFG	16	9001KP35A9	12
		9001K53J35LRFR	16	9001KP35G9	12
		9001K53J35LYFA	16	9001KP35L9	12
		9001K56YM	28	9001KP35LGG9	12
		9001K6	28	9001KP35LLL9	12
		9001K62	28	9001KP35LRR9	12
		9001K63J35LGFG	16	9001KP35LWW9	12
		9001K63J35LRFR	16	9001KP35LYA9	12
		9001K63J35LYFA	16	9001KP35R9	12
		9001K685	28	9001KP36A9	12
		9001K69	28	9001KP36G9	12
		9001K7	28	9001KP36L9	12
		9001K71	17	9001KP36LGG9	12
		9001K71H7	17	9001KP36LLL9	12
		9001K73	17	9001KP36LRR9	12
		9001K8	24	9001KP36LWW9	12
		9001K88J35LGFG	16	9001KP36LYA9	12
		9001K88J35LRFR	16	9001KP36R9	12
		9001K88J35LYFA	16	9001KP38A9	12
		9001K93R	27	9001KP38G9	12
		9001K94R	27	9001KP38L9	12
		9001K95	28	9001KP38LGG9	12
		9001KA1	24	9001KP38LLL9	12
		9001KA2	24	9001KP38LRR9	12
		9001KA3	24	9001KP38LWW9	12
		9001KA4	24	9001KP38LYA9	12
		9001KA41	24	9001KP38R9	12
		9001KA42	24	9001KP5A9	12
		9001KA43	24	9001KP5G9	12
		9001KA5	24	9001KP5L9	12
		9001KA51	24	9001KP5R9	12
		9001KA52	24	9001KP6A9	12
		9001KA53	24	9001KP6G9	12
		9001KA6	24	9001KP6L9	12
		9001KM1	24	9001KP6R9	12
		9001KM25	24	9001KP7A9	12
		9001KM32	24	9001KP7G9	12
		9001KM35	24	9001KP7L9	12
		9001KM38	24	9001KP7R9	12
		9001KM5	24	9001KR11UH1H1	15
		9001KM55	24	9001KR12UH1H1	15
		9001KM55LG	24	9001KR16	10
		9001KM55LR	24	9001KR16H13	10
		9001KM55LY	24	9001KR16H2	10
		9001KM58	24	9001KR1BH13	10
		9001KM58LG	24	9001KR1BH5	10
		9001KM58LR	24	9001KR1GH13	10
		9001KM58LY	24	9001KR1GH5	10
		9001KM7	24	9001KR1RH13	10
		9001KN100BP	25	9001KR1U	24
		9001KN100WP	25	9001KR1UH13	10
		9001KN101WP	25	9001KR1UH5	10
		9001KN101WPF	26	9001KR24BH13	10
		9001KN102WP	25	9001KR24BM	10
		9001KN102WPF	26	9001KR24GM	10
		9001KN103WP	25	9001KR24RH13	10
		9001KN104WP	25	9001KR24RM	10
		9001KN105WP	25	9001KR25BH13	10
		9001KN106WP	25	9001KR25BM	10
		9001KN106WPF	26	9001KR25GM	10
		9001KN107WP	25	9001KR25RH13	10
		9001KN107WPF	26	9001KR25RM	10
		9001KN108WP	25	9001KR2GH5	10
		9001KN108WPF	26	9001KR2U	24
		9001KN109WP	26	9001KR2UH13	10
		9001KN109WPF	26	9001KR2UH5	10
		9001KN110WP	26	9001KR3RH6	10
		9001KN110WPF	26	9001KR3U	24
		9001KN111WP	26	9001KR3UH13	10
		9001KN111WPF	26	9001KR3UH5	10
		9001KN113WP	26	9001KR4RH6	10
		9001KN114WP	26	9001KR5RH6	10
		9001KN114WPF	26	9001KR8BH25	10
		9001KN115WP	26	9001KR8P35LGG	15
		9001KN115WPF	26	9001KR8P35LRR	15
		9001KN133WP	26	9001KR8P35RH25	17

9001KR8P36LGG	15	9001L31	27	9001SK63J35LRFR	23	9001SKR1UH13	18	9001TY4	29
9001KR8P36LRR	15	9001L8	27	9001SK63J35LYFA	23	9001SKR1UH5	18	9001TYG1	29
9001KR8P38LGG	15	9001L9	27	9001SK88J35LGFG	23	9001SKR24BH13	18	9001TYG1Y	29
9001KR8P38LRR	15	9001R21	27	9001SK88J35LRFR	23	9001SKR24RH13	18	9001W24	27
9001KR8P38RH25	17	9001R22	27	9001SK88J35LYFA	23	9001SKR25BH13	18	9001W31	27
9001KR8P7RH25	17	9001R24	27	9001SKP1A9	19	9001SKR25RH13	18	9001W8	27
9001KR8RH25	10	9001R31	27	9001SKP1G9	19	9001SKR2GH5	18	9001W9	27
9001KR9BH13	10	9001R8	27	9001SKP1L9	19	9001SKR2U	24	9001Y22	27
9001KR9BM94	10	9001R9	27	9001SKP1R9	19	9001SKR2UH13	18	9001Y24	27
9001KR9BM95	10	9001SK11J35LGFG	23	9001SKP32A9	19	9001SKR2UH5	18	9001Y31	27
9001KR9GM94	10	9001SK11J35LRFR	23	9001SKP32G9	19	9001SKR3RH6	18	9001Y8	27
9001KR9GM95	10	9001SK11J35LYFA	23	9001SKP32L9	19	9001SKR3U	24	9001Y9	27
9001KR9P35LGG	15	9001SK1L35LGG	20	9001SKP32R9	19	9001SKR3UH13	18	X	
9001KR9P35LRR	15	9001SK1L35LRR	20	9001SKP35A9	19	9001SKR3UH5	18	XBFX13	28
9001KR9P35RH25	17	9001SK1L35LYA	20	9001SKP35G9	19	9001SKR4RH6	18		
9001KR9P36LGG	15	9001SK1L36LGG	20	9001SKP35L9	19	9001SKR5RH6	18		
9001KR9P36LRR	15	9001SK1L36LRR	20	9001SKP35LGG9	19	9001SKR8BH25	18		
9001KR9P38LGG	15	9001SK1L36LYA	20	9001SKP35LLL9	19	9001SKR8P35LGG	22		
9001KR9P38LRR	15	9001SK1L38LGG	20	9001SKP35LRR9	19	9001SKR8P35LRR	22		
9001KR9P38RH25	17	9001SK1L38LRR	20	9001SKP35LWW9	19	9001SKR8P35RH25	23		
9001KR9P7RH25	17	9001SK1L38LYA	20	9001SKP35LYA9	19	9001SKR8P36LGG	22		
9001KR9R20H6	10	9001SK2L35AH13	21	9001SKP35R9	19	9001SKR8P36LRR	22		
9001KR9R21H6	10	9001SK2L35GH13	21	9001SKP36A9	19	9001SKR8P38LGG	22		
9001KR9R94H13	10	9001SK2L35LGG	21	9001SKP36G9	19	9001SKR8P38LRR	22		
9001KR9RH13	10	9001SK2L35LH13	21	9001SKP36L9	19	9001SKR8P38RH25	23		
9001KR9RH6	10	9001SK2L35LRR	21	9001SKP36LGG9	19	9001SKR8P7RH25	23		
9001KR9RM94	10	9001SK2L35LYA	21	9001SKP36LLL9	19	9001SKR8RH25	18		
9001KR9RM95	10	9001SK2L35RH13	21	9001SKP36LRR9	19	9001SKR9BH13	18		
9001KS11FB	11	9001SK2L35WH13	21	9001SKP36LWW9	19	9001SKR9P35LGG	22		
9001KS11K1R	11	9001SK2L36AH13	21	9001SKP36LYA9	19	9001SKR9P35LRR	22		
9001KS11K3R	11	9001SK2L36GH13	21	9001SKP36R9	19	9001SKR9P35RH25	23		
9001KS34FB	11	9001SK2L36LGG	21	9001SKP38A9	19	9001SKR9P36LGG	22		
9001KS43FB	11	9001SK2L36LH13	21	9001SKP38G9	19	9001SKR9P36LRR	22		
9001KS43K5R	11	9001SK2L36LRR	21	9001SKP38L9	19	9001SKR9P38LGG	22		
9001KS46FB	11	9001SK2L36LYA	21	9001SKP38LGG9	19	9001SKR9P38LRR	22		
9001KS53FB	11	9001SK2L36RH13	21	9001SKP38LLL9	19	9001SKR9P38RH25	23		
9001KS53K5R	11	9001SK2L36WH13	21	9001SKP38LRR9	19	9001SKR9P7RH25	23		
9001KS63FB	11	9001SK2L38AH13	21	9001SKP38LWW9	19	9001SKR9R20H6	18		
9001KS88FB	11	9001SK2L38GH13	21	9001SKP38LYA9	19	9001SKR9R21H6	18		
9001KT35LGG31	15	9001SK2L38LGG	21	9001SKP38R9	19	9001SKR9RH13	18		
9001KT35LRR31	15	9001SK2L38LH13	21	9001SKP5A9	19	9001SKR9RH6	18		
9001KT35LYA31	15	9001SK2L38LRR	21	9001SKP5G9	19	9001SKS11FB	20		
9001KT36LGG31	15	9001SK2L38LYA	21	9001SKP5L9	19	9001SKS34FB	20		
9001KT36LRR31	15	9001SK2L38RH13	21	9001SKP5R9	19	9001SKS43FB	20		
9001KT36LYA31	15	9001SK2L38WH13	21	9001SKP6A9	19	9001SKS53FB	20		
9001KT38LGG31	15	9001SK2L7AH13	21	9001SKP6G9	19	9001SKS63FB	20		
9001KT38LRR31	15	9001SK2L7GH13	21	9001SKP6L9	19	9001SKS88FB	20		
9001KT38LYA31	15	9001SK2L7LH13	21	9001SKP6R9	19	9001SKT35LGG31	22		
9001KU1	24	9001SK2L7RH13	21	9001SKP7A9	19	9001SKT35LRR31	22		
9001KU2	24	9001SK2L7WH13	21	9001SKP7G9	19	9001SKT35LYA31	22		
9001KU5	24	9001SK34J35LGFG	23	9001SKP7L9	19	9001SKT36LGG31	22		
9001KU7	24	9001SK34J35LRFR	23	9001SKP7R9	19	9001SKT36LRR31	22		
9001KY1	29	9001SK34J35LYFA	23	9001SKR11UH1H1	22	9001SKT36LYA31	22		
9001KY2	29	9001SK43J35LGFG	23	9001SKR12UH1H1	22	9001SKT38LGG31	22		
9001KY3	29	9001SK43J35LRFR	23	9001SKR16	18	9001SKT38LRR31	22		
9001KY4	29	9001SK43J35LYFA	23	9001SKR16H13	18	9001SKT38LYA31	22		
9001KYG1	29	9001SK46J35LGFG	23	9001SKR16H2	18	9001SKY1	29		
9001KYG1Y	29	9001SK46J35LRFR	23	9001SKR1BH13	18	9001SKY2	29		
9001KYSS1	29	9001SK46J35LYFA	23	9001SKR1BH5	18	9001SKY3	29		
9001KYSS2	29	9001SK53J35LGFG	23	9001SKR1GH13	18	9001T8U	28		
9001KYSS3	29	9001SK53J35LRFR	23	9001SKR1GH5	18	9001TY1	29		
9001KYSS4	29	9001SK53J35LYFA	23	9001SKR1RH13	18	9001TY2	29		
9001L24	27	9001SK63J35LGFG	23	9001SKR1U	24	9001TY3	29		



www.schneider-electric.com/control

Schneider Electric Industries SAS

Head Office
35, rue Joseph Monier
F-92500 Rueil-Malmaison
France

The information provided in this documentation contains general descriptions and/or technical characteristics of the performance of the products contained herein. This documentation is not intended as a substitute for and is not to be used for determining suitability or reliability of these products for specific user applications. It is the duty of any such user or integrator to perform the appropriate and complete risk analysis, evaluation and testing of the products with respect to the relevant specific application or use thereof. Neither Schneider Electric nor any of its affiliates or subsidiaries shall be responsible or liable for misuse of the information contained herein.

Design: Schneider Electric
Photos: Schneider Electric

X-ON Electronics

Largest Supplier of Electrical and Electronic Components

Click to view similar products for [Industrial Panel Mount Indicators / Switch Indicators](#) category:

Click to view products by [Schneider](#) manufacturer:

Other Similar products are found below :

[LW1A-P1-GD](#) [LW1A-P1-W](#) [01-931.3](#) [01-152.025](#) [704-6020](#) [73.362.4028.0](#) [750-1520](#) [9001OA120](#) [A0142N5](#) [A3DT-500Y](#) [AL6M-P7P-A](#)
[AOLQW-2B0600](#) [AP1M255-A](#) [APD106LN-G](#) [APD106LN-S](#) [APN1126-G](#) [APS122DN-W](#) [ASLWLD-G](#) [ASLWLD-R](#) [ATN2100](#) [18-237.035](#)
[HW1A-L1-GD](#) [HW1A-P2-GL](#) [HW1X-BM411-R](#) [HW2A-L1-GL](#) [HWAZ1N-OB](#) [PA2100/2](#) [PA2200/1](#) [PA2SHIELD](#) [PAMR25](#) [LA3P-](#)
[1C03V-Y](#) [96-923.5](#) [A0244J2](#) [LSPD-120A](#) [LSPD-1Y](#) [LSPD-6A](#) [LSPD-6DA](#) [LSPD-6DW](#) [LSPD-6R](#) [LSPD-6W](#) [18-946](#) [AL6H-LK3-A](#)
[AL6H-P4-JW](#) [AL6M-LK1-MG](#) [AP8M155-G](#) [APD106LN-W](#) [APN106L-O](#) [21-931.9](#) [25.168.0553.0](#) [CPSLED24](#)