

Lineryg FH

Horizontal comb busbar for 27 mm pitch for NG125

Device feeders



IEC 60664-1

Description

Comb busbars make it easier to install NG125 circuit breakers.

- Supplied with 2 lateral end-caps, IP 2.
- Outgoing feeders can be marked.
- Cutting markings on the copper bars and the insulating material.

NG125		27 mm poles, cuttable			
Number of poles		1P	2P	3P	4P
		Each com busbar reference includes: <ul style="list-style-type: none"> ■ 1 x single or 2 pole comb busbar + 8 tooth-caps + 2 side plates ■ 1 x 3 or 4 pole comb busbar + 4 tooth-caps + 2 side plates To insulate teeth that have been left free can be insulated by tooth-caps			
Rated operational current at 40 °C (Ie)		125 A (63 A max by outgoer)			
Rated conditional short-circuit current of an assembly (Isc)		Compatible with the breaking capacity of NG125 circuit breakers			
Insulation voltage (Ui)		620 V AC			
Rated voltage (Ue)		500 V AC			
Fire resistance to IEC 695-2-1		Self-extinguishing 960 °C, 30 s			
Colour		RAL 7016 (anthracite grey)			
Use					
		Power supply by connector recommended			
Number of 27 mm modules		16	16	15	16
Set of		1			
Catalog numbers		14811	14812	14813	14814


Installation	
Comb busbars allow dismountability (1-2)	

Accessories	
Number of poles	1P, 2P, 3P, 4P
	Tooth covers
	Insulated connector
	Compatible with all Schneider Electric comb busbars. Clip onto the comb busbar's insulating material, which gives them very great stability Receive clip-on markers allowing circuit identific
Use	
	For 25 mm ² semi-rigid cable
Set of	20
Catalog numbers	14818
14885	
Installation	

Lineryg FH

Horizontal comb busbar for 18 mm pitch for Acti 9

Device feeders



IEC 60947-7-1, IEC 61439-2

Description

Comb busbars make it easier to install Acti 9 circuit breaker.

- Can be sawn and cut in a single pass.
- Supplied with two IP20 lateral end-caps except for 57 module references.
- Cutting marks on the insulating material for easy adaptation.
- The phases are identified by symbols on each side of the comb busbar for installation in all positions.
- The special comb busbars for circuit breakers with 9 mm auxiliaries have a 9 mm gap for inserting iOF and iSD.

Acti 9	18 mm poles, cuttable											
	Number of poles	1P	2P	3P	4P	3 (N+P)	Aux+1P	Aux+2P	Aux+3P	Aux+4P	3 (Aux+1P)	3 (Aux+N+1P)
Rated operational current at 40 °C (Ie)	100 A											
Rated conditional short-circuit current of an assembly (Isc)	Compatible with the breaking capacity of Acti 9 circuit breakers											
Insulation voltage (Ui)	500 V AC											
Rated voltage (Ue)	415 V AC											
Fire resistance to IEC 695-2-1	Self-extinguishing 960 °C, 30 s											
Colour	RAL 7016 (anthracite grey)											
Use												
Power supply by connector recommended												
Type	L1...	L1L2...	L1L2L3...		NL1NL2... ...NL3	AuxL1...						
Set of	1	1	1	1	1	1	1	1	1	1	1	1
Catalog numbers												
6 modules of 18 mm	A9XPH106	-	-	-	-	-	-	-	-	-	-	-
12 modules of 18 mm	A9XPH112	A9XPH212	A9XPH312	A9XPH412	A9XPH512	-	-	-	-	-	-	-
18 modules of 18 mm	-	-	-	-	A9XPH518	-	-	-	-	-	-	-
24 modules of 18 mm	A9XPH124	A9XPH224	A9XPH324	A9XPH424	A9XPH524	-	-	-	-	-	-	-
57 modules of 18 mm	A9XPH157	A9XPH257	A9XPH357	A9XPH457	A9XPH557	A9XAH157	A9XAH257	A9XAH357	A9XAH457	A9XAH657	A9XAH557	-

* This comb busbar is only compatible in top feeding for simple lug devices and bottom feeding on double lug devices.

Installation




Accessories

Number of poles	1P	2P	3P	4P	-	-	-	
	Side plates				Tooth covers		Connectors	
	Lateral end-caps providing IP20 protection				To insulate teeth that have been left free		Monoconnect Comb busbar power supply. Horizontal in-come on each side. For 35 mm ² cable. Tightening torque 4 N.m 	
Set of	10	10	10	10	20	4	4	
Catalog numbers	A9XPE110	A9XPE210	A9XPE310	A9XPE410	A9XPT920	A9XPCM04	A9XPCD04	

Lineryg FH

Horizontal comb busbar for 18 mm pitch for Acti 9

Device feeders




IEC 60947-7-1, IEC 61439-2

Description

- Comb busbars make it easier to install Acti 9 circuit breakers.
- The phases are identified by symbols on each side of the comb busbar for installation in all positions.

Acti 9		18 mm poles, not cuttable				
Number of poles	1P	2P	3P	4P	3 (N+P)	
Rated operational current at 40 °C (Ie)	100 A					
Rated conditional short-circuit current of an assembly (Isc)	Compatible with the breaking capacity of Acti 9 circuit breaker					
Insulation voltage (Ui)	500 V AC					
Rated voltage (Ue)	415 V AC					
Fire resistance to IEC 695-2-1	Self-extinguishing 960 °C, 30 s					
Colour	RAL 7016 (anthracite grey)					
Use						
Type	Power supply by connector recommended					
Set of	L1	L1L2	L1L2L3	NL1L2L3	NL1NL2NL3	
Catalog numbers	1	1	1	1	1	
12 modules of 18 mm	-	A9XPM212	-	A9XPM412	A9XPM512 (1)	



Installation



PB110290-40_1_eps



PB110793-40_1_eps

Accessories

	PB110257-10_eps	PB110258-22_1_eps	PB110259-15_1_eps
Tooth covers	Connectors		
To insulate teeth that have been left free	Double terminals		Monoconnect
Use	Comb busbar power supply		
Set of	Horizontal incomer on each side For 35 mm ² cable Tightening torque 4 N.m		
Catalog numbers	A9XPT920	A9XPCD04	A9XPCM04
Installation			



PB1108102-38_eps




PB1108104-38_eps

(1) This comb busbar is only compatible in top feeding for simple lug devices and bottom feeding on double lug devices.

Linery FH

Horizontal comb busbar for 9 mm pitch for Acti 9, C60

Device feeders



IEC 60439-1 Description

■ Easy, reliable mounting of 1P+N and 3P+N, TL, CT, ID, V, BP and Cm switchgear: tooth positioning opposite the device terminals is ensured by indexing of copper parts

C60/ID Group Feeder comb busbars contain two different parts:

■ connection of Group Feeder switchgear: C60 (3P + N) or ID (3P + N) circuit breaker in 18 mm modules, powered by cables, through the bottom, directly by the terminals

■ connection of Acti 9 switchgear in 9 mm modules.

Acti 9 Ph+N		9 mm poles, cuttable					
Number of poles		1P+N			3P+N		
		21501			21505		
		Complete comb busbars (supplied with 4 side plates and 1 tooth-cover)					
Rated operational current at 40 °C (Ie)		80 A					
Rated conditional short-circuit current of an assembly (Isc)		Compatible with the breaking capacity of Acti 9 and C60 circuit breakers					
Insulation voltage (Ui)		440 V AC					
Rated voltage (Ue)		230 V AC (P + N) - 400 V AC (3P + N)					
Rated impulse withstand voltage (Uimp)		6 kV					
Degree of protection		IP20					
Fire resistance to IEC 695-2-1		Self-extinguishing 960 °C, 30 s					
Colour		RAL 7035					
Number of 18 mm modules	Comb busbar	12	18	24	12	18	24
	Tooth cover	3	3	6	3	3	6
Catalog numbers		21501	19512	21503	21505	19516	21507
Comb busbars alone							
Number of 18 mm modules		48			48		
Catalog numbers		21089			21093		

C60/ID Group Feeder comb busbars alone		3P+N		
Number of poles				
Rated operational current at 40 °C (Ie)		80 A		
Rated conditional short-circuit current of an assembly (Isc)		Compatible with the breaking capacity of Schneider Electric circuit breakers		
Insulation voltage (Ui)		440 V AC		
Rated voltage (Ue)		230 V AC (P + N) - 400 V AC (3P + N)		
Rated impulse withstand voltage (Uimp)		6 kV		
Degree of protection		IP20		
Fire resistance to IEC 695-2-1		Self-extinguishing 960 °C 30 s		
Colour		RAL 7035		
Number of 18 mm modules		12	48	48
Power supply		Through left-hand	Through left-hand	Through right-hand
Catalog numbers		10545	10546	10547


Accessories				
Number of poles	1P+N	3P+N		
	Side plates	Tooth caps (3 x 18-mm module)	Tooth caps (1 x 18-mm module)	Connectors (grey)
Set of	40	12	10	4
Catalog numbers	21094	21095	21096	21098

Linery FH

Horizontal comb busbar for 9 mm pitch for Acti 9, C60

Device feeders

P6502383 eps



IEC 60439-1

Description

- Connection of Clario, Prodis and Libro switchgear in 9 mm modules.
- The special comb busbars for circuit breaker have a gap of 9 mm for inserting OF, SD, OF-SD/OF auxiliaries.
- The comb busbars for 3P + N circuit breakers and auxiliaries are compatible with PrismaSeT switchboard.
- 1P + N comb busbars are compatible with PrismaSeT and Pragma 24.

Acti 9				
9 mm poles, cuttable				
Number of poles	1P + N	3P + N	1P + N	3P + N
	A9N21036			
	Comb busbars		Comb busbars DPN Vigi	
Rated operational current at 40 °C (Ie)	63 A			
Rated conditional short-circuit current of an assembly (Isc)	Compatible with the breaking capacity of Acti 9 circuit breaker			
Insulation voltage (Ui)	500 VAC			
Rated voltage (Ue)	230 VAC (P + N) - 400 VAC (3P + N)			
Degree of protection	IP20			
Degree of pollution	3			
Fire resistance to IEC 695-2-1	Self-extinguishing 960 °C, 30 s			
Colour	RAL 7035			
Number of 18 mm modules	56	56	56	56
Catalog numbers	A9N21035	A9N21036	A9N21037	A9N21038

Accessories				
Number of poles	1P+N	3P+N		
	Side plates		Connectors (grey)	Neutral connectors (blue)
Set of	20		10	10
Catalog numbers	A9N21039	A9N21040	A9N21041	A9N21042
				Tooth caps (1 x 18 mm module)
				10
Catalog numbers				A9N21050

X-ON Electronics

Largest Supplier of Electrical and Electronic Components

Click to view similar products for [Mounting Fixings](#) category:

Click to view products by [Schneider](#) manufacturer:

Other Similar products are found below :

[5912235-1 REV](#) - [71-215091-8S](#) [71-344699-4S](#) [75-69211-3P](#) [75-69214-6P](#) [75-69224-28P](#) [75-69232-17S](#) [7717-8DAP](#) [85043GULPR](#)
[85048GBESR](#) [PMS27488-001-01](#) [1-18023-0](#) [H-118-2](#) [1301790551](#) [1302263564](#) [BR16A](#) [NT20SATT01](#) [22594-8](#) [89078GBESR](#)
[9150700000](#) [SF4011-60101](#) [1671](#) [1855-54](#) [1996901-1](#) [2079844-1](#) [2193](#) [2518](#) [H-118-1](#) [BACC47CN2S](#) [LF9Z-1SB22](#) [WMLX-109](#)
[ELXA051G1](#) [2547](#) [1453315-11](#) [71-452350-8S](#) [71-572965-8S](#) [75-69214-7J](#) [75-69224-28G](#) [75-69811-3S](#) [H373247-15](#) [81517301](#) [P954-1](#)
[860099-1](#) [1189-90](#) [1106352-2](#) [M39014/01-1570](#) [30809-700](#) [6024](#) [197-007](#) [BRKT-ND](#)