

ABE7E16EPN20

connection sub-base ABE7 - for Twido
extension - 16 inputs



Product availability: Stock - Normally stocked in distribution facility



Main

Range of product	Advantys Telefast ABE7
Product or component type	Passive discrete I/O sub-base
[Us] rated supply voltage	24 V DC (controller side) 24 V DC (sensor/controller side)
Number of channels	16
Number of terminal per channel	2
Connections - terminals	Screw type terminals, clamping capacity: 1 x 0.09...1 x 1.5 mm ² AWG 28...AWG 16 flexible with cable end Screw type terminals, clamping capacity: 1 x 0.14...1 x 2.5 mm ² AWG 26...AWG 12 solid Screw type terminals, clamping capacity: 1 x 0.14...1 x 2.5 mm ² AWG 26...AWG 14 flexible without cable end Screw type terminals, clamping capacity: 2 x 0.09...2 x 0.75 mm ² AWG 28...AWG 20 flexible with cable end Screw type terminals, clamping capacity: 2 x 0.2...2 x 2.5 mm ² AWG 28...AWG 16 solid
Connector destination	Twido programmable controller

Complementary

Supply voltage limits	19...30 V DC (controller side) conforming to IEC 61131-2 20.4...26.4 V DC (sensor/controller side) conforming to IEC 61131-2
Discrete input number	16
Discrete input logic	Sink
Discrete output voltage	24 V
Discrete output voltage type	DC
Product compatibility	TWDDDI16DK TWDDDI32DK
Status LED	1 LED power ON
Polarity distribution	1 common/16 channels input
Short-circuit protection	2 A internal fuse, 5 x 20 mm, fast blow (controller side)
Connector type	HE-10
Pin number	20 pins
Fixing mode	By clips on 35 mm symmetrical DIN rail conforming to IEC 60715 By screws
Supply current	<= 2 A
Switched current	15 mAfor input circuit
Voltage drop on power supply fuse	0.3 V
[Ui] rated insulation voltage	2000 V between terminals/mounting rails
Overvoltage category	II conforming to IEC 60664-1
Tightening torque	5.31 lbf.in (0.6 N.m) (with flat Ø 3.5 mm)
Product weight	0.95 lb(US) (0.43 kg)

The information provided in this documentation contains general descriptions and/or technical characteristics of the performance of the products contained herein. This documentation is not intended as a substitute for and is not to be used for determining suitability or reliability of these products for specific user applications. It is the duty of any such user or integrator to perform the appropriate and complete risk analysis, evaluation and testing of the products with respect to the relevant specific application or use thereof. Neither Schneider Electric Industries SAS nor any of its affiliates or subsidiaries shall be responsible or liable for misuse of the information contained herein.


Environment

Standards	IEC 61131-2 Type 1
Product certifications	CSA UL
IP degree of protection	IP2x conforming to IEC 60529
Resistance to incandescent wire	1382 °F (750 °C) conforming to IEC 60695-2-11
Shock resistance	15 gn 11 ms conforming to IEC 60068-2-27
Vibration resistance	2 gn (f = 10...150 Hz) conforming to IEC 60068-2-6
Resistance to electrostatic discharge	4 kV (contact) conforming to IEC 61000-4-2 level 3 8 kV (air) conforming to IEC 61000-4-2 level 3
Resistance to radiated fields	9.14 V/yd (10 V/m) (80000000...2000000000 Hz) conforming to IEC 61000-4-3 level 3
Resistance to fast transients	2 kV conforming to IEC 61000-4-4 level 3
Ambient air temperature for operation	23...140 °F (-5...60 °C) conforming to IEC 61131-2
Ambient air temperature for storage	-40...176 °F (-40...80 °C) conforming to IEC 61131-2
Pollution degree	2 conforming to IEC 60664-1

Ordering and shipping details

Category	22375 - INTERFACE MODULE(ABA,R,S)
Discount Schedule	CP2
GTIN	00785901590347
Nbr. of units in pkg.	1
Package weight(Lbs)	0.44
Returnability	Y
Country of origin	LV

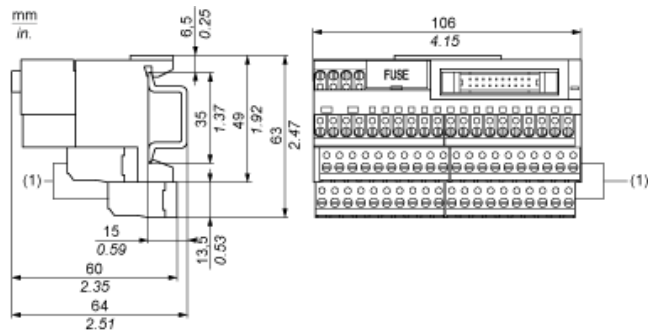
Offer Sustainability

Sustainable offer status	Green Premium product
RoHS (date code: YYWW)	Compliant - since 0841 - Schneider Electric declaration of conformity  Schneider Electric declaration of conformity
REACH	Reference not containing SVHC above the threshold
Product environmental profile	Available
Product end of life instructions	Available
California proposition 65	WARNING: This product can expose you to chemicals including:
----- Substance 1	Lead and lead compounds, which is known to the State of California to cause cancer and birth defects or other reproductive harm.
----- More information	For more information go to www.p65warnings.ca.gov

Contractual warranty

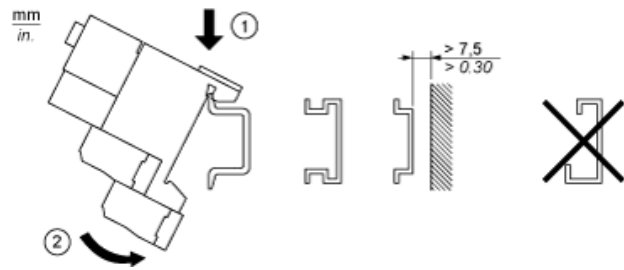
Warranty period	18 months
-----------------	-----------

Dimensions

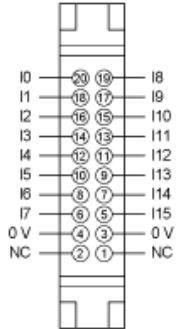


(1) ABE7BV10 / BV20 / BV20TB

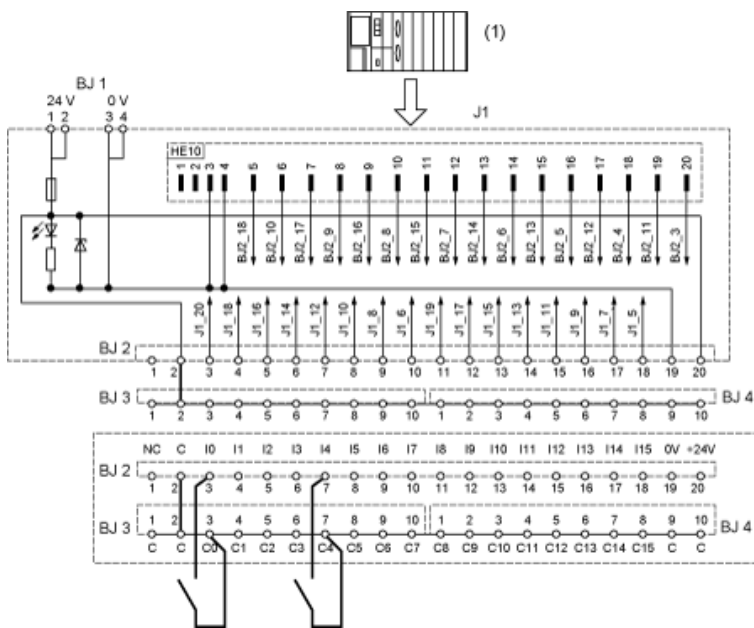
Mounting



HE10 16 Channels

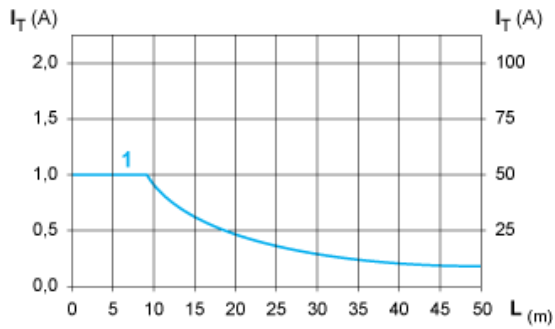


Wiring Diagram



(1) Input sink

Curves for Determining Cable Type and Length According to the Current



- L Cable length
- I_T Total current per sub base (A)
- I_A Average current per channel (mA)
- (1) Cables ABFT2••••• c.s.a. 0.08 mm² (AWG 28)

The curves are given for a voltage drop of 1 V in the cable. For n volts tolerance, multiply the length determined from the graph by n.

X-ON Electronics

Largest Supplier of Electrical and Electronic Components

Click to view similar products for [Fixed Terminal Blocks](#) category:

Click to view products by [Schneider](#) manufacturer:

Other Similar products are found below :

[MBE-1512](#) [MBE-154](#) [MBE-156](#) [MBES-153](#) [MBES-156](#) [MH-2512](#) [MHE-132](#) [MHE-163](#) [MI-254 \(35\)](#) [MI-272](#) [880507](#) [MPT-275](#)
[15602-04-08-21](#) [BA311TU](#) [BA411SU](#) [MV-152](#) [MV-252-D](#) [MV-253/NCNOC](#) [MV-254-D](#) [MV-255](#) [MV-462](#) [MV-493](#) [MVE-252](#) [MVE-253](#)
[MVE-273](#) [MVEB-153](#) [1700096](#) [1705142](#) [1712417](#) [1713020](#) [1713088](#) [1745195](#) [1760594](#) [1776118-2](#) [1790852](#) [1-796689-8](#) [1-796692-6](#)
[1800001](#) [1800114](#) [1995279](#) [20020314-C121B01LF](#) [CB2-12](#) [KP03215000J0G](#) [KP04215000J0G](#) [S451](#) [282802-2](#) [29.007](#) [29.116](#) [30.103](#)
[30.106](#)