



### Main

Range of product	Phaseo Optimum
Product or component type	Safety and isolation transformer
Rated power in VA	400 VA
Input voltage	230 V AC single phase, terminal(s): N-L1 400 V AC phase to phase, terminal(s): L1-L2
Output voltage	115 V AC
Secondary winding	Single
Protective cover	Without
Ambient air temperature for operation	-20...50 °C

### Complementary

Input voltage limits	360...440 V 207...253 V
Network frequency limits	47...63 Hz
Input voltage tolerance	+/- 15 V
Efficiency	92 %
Power dissipation in W	34.8 W
Output sustained overvoltage	4 % (no load, hot state)
Voltage drop at rated load	0.5 %
No load losses	12.4 W
Short-circuit voltage	0,0466
Output protection type	Against overload, protection technology: external Against overvoltage, protection technology: external Against short-circuits, protection technology: external
Connections - terminals	Screw type terminals for input connection, connection capacity: 5 x 4 mm <sup>2</sup> AWG 11 Screw type terminals for input ground connection, connection capacity: 1 x 4 mm <sup>2</sup> AWG 11 Screw type terminals for output connection, connection capacity: 2 x 4 mm <sup>2</sup> AWG 11
Marking	CE
Fixing mode	By 4 screws, screw(s) Ø = 5.8 mm on horizontal panel with derating to 90 %

By 4 screws, screw(s) Ø = 5.8 mm on vertical panel, operating position: horizontal  
By 4 screws, screw(s) Ø = 5.8 mm on vertical panel, operating position: vertical

Operating altitude	3000 m
Electrical insulation class	Class B
Product weight	6.5 kg

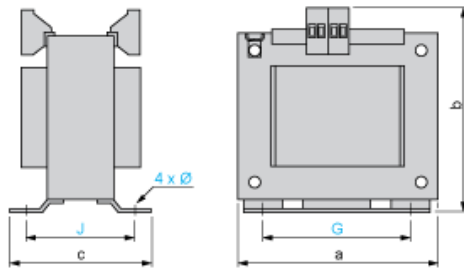
## Environment

Product certifications	UR EAC
Standards	UL 506
IP degree of protection	IP20
Environmental characteristic	EMC conforming to EN 62041 Safety conforming to EN 61558-1 Safety conforming to EN 61558-2-6
Protective treatment	TC
Ambient air temperature for storage	-40...80 °C
Overvoltage category	Class I conforming to VDE 0106-1
Dielectric strength	2000 V between winding and ground 4000 V between primary and secondary

## Contractual warranty

Warranty period	18 months
-----------------	-----------

Dimensions



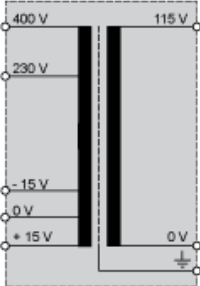
Dimensions in mm

a	b	c	G	J	Ø
135	134	108	104	87	5.8

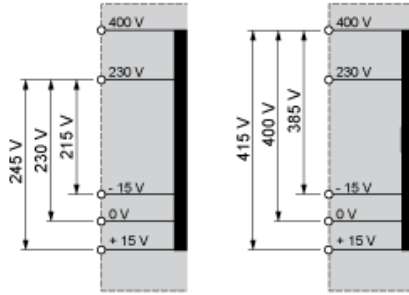
Dimensions in in.

a	b	c	G	J	Ø
5.31	5.28	4.25	4.09	3.42	0.23

Internal Scheme



Primary Voltage Wiring



Secondary Voltage Wiring



## X-ON Electronics

Largest Supplier of Electrical and Electronic Components

*Click to view similar products for [schneider manufacturer](#):*

Other Similar products are found below :

[LU9M1](#) [7D](#) [7S](#) [7XA1](#) [FNQR2](#) [8501RS44V24](#) [8501RSD14P14V51](#) [8501XO20V03Y414](#) [9001KXRK](#) [9001SKR9P35RH25](#) [9001SKT35L31](#)  
[9003K2C003GA](#) [9007AA1](#) [9007BA1](#) [9007C54D](#) [9007C62A2](#) [9007CA11](#) [9007FA3](#) [9007HA4](#) [9007HA6](#) [9007KA1](#) [9007KB11](#)  
[9007MS01S0206](#) [9007MS02S0300](#) [9012GAR4](#) [9012GAW2](#) [9012GBW1](#) [9012GDW5E3](#) [9012GFW1](#) [9012GNG1](#) [9012GNG3](#) [9012GNG6](#)  
[9013FHG39J69](#) [9013GHG2J30](#) [9050JCK2F30V14](#) [GV2ME04](#) [GV2ME10](#) [GV2ME14](#) [GV2ME20](#) [GV2ME32](#) [GV2P06](#) [GV2P08](#) [GV2P10](#)  
[GV2P16](#) [GV2P20](#) [GV2P21](#) [GV2RT07](#) [GV2RT21](#) [GVAD1001](#) [GVAN11](#)