



### Main

Range of Product	Interface for discrete signals
Product or Component Type	Electromechanical output interface module
Contacts type and composition	2 NO
[Uc] control circuit voltage	24 V
Control circuit type	DC
Width pitch dimension	0.69 in (17.5 mm)
Maximum [In] rated current	62 mA DC
Reverse polarity protection	With
Short-circuit protection	16 A external fuse gF I <sub>k</sub> ≤ 2.5 kA AC and I <sub>k</sub> ≤ 100 A DC) 16 A external fuse gG I <sub>k</sub> ≤ 2.5 kA AC and I <sub>k</sub> ≤ 100 A DC)
[I <sub>th</sub> ] conventional free air thermal current	12 A IEC 60947-1
Local signalling	Green mechanical indicator for position of contacts 1 green LED control signal state

### Complementary

Control circuit voltage limits	30 V 15 V
Maximum switching voltage	125 V DC
Housing Colour	Grey
Connections - Terminals	Screw clamp terminal
Drop-out voltage	3.2 V
Minimum holding current	6.6 mA DC
Maximum power dissipation in W	1.5 W
[U <sub>e</sub> ] rated operational voltage	≤ 125 V DC IEC 60947-5-1 ≤ 230 V AC IEC 60947-5-1
Network Frequency	50/60 Hz
[I <sub>e</sub> ] rated operational current	1 A AC-13 U <sub>e</sub> : 230 V 1000000 cycles IEC 60947-5-1 1 A AC-14 U <sub>e</sub> : 230 V 1000000 cycles IEC 60947-5-1 1 A AC-15 U <sub>e</sub> : 230 V 1000000 cycles IEC 60947-5-1 1 A DC-13 U <sub>e</sub> : 24 V 1000000 cycles IEC 60947-5-1 4 A AC-12 U <sub>e</sub> : 230 V 1000000 cycles IEC 60947-5-1 5 A DC-12 U <sub>e</sub> : 24 V 1000000 cycles IEC 60947-5-1
Minimum switching current	3 mA
Minimum switching voltage	17 V
Electrical reliability	≤ 0.00000001
Operating time	≤ 12 ms between de-energisation of coil and closing of NC contact ≤ 12 ms between de-energisation of coil and closing of NO contact ≤ 12 ms between energisation of coil and closing of NC contact ≤ 12 ms between energisation of coil and closing of NO contact
Contact bounce time	≤ 3 ms
Operating rate in Hz	6 Hz at no-load 0.5 Hz at I <sub>e</sub>
Mechanical durability	20000000 cycles
[U <sub>i</sub> ] rated insulation voltage	250 V IEC 60947-1 250 V VDE 0110 group C
Flame retardance	V0 conforming to UL 94

Cable cross section	0.00...0.00 In <sup>2</sup> (0.34...2.5 mm <sup>2</sup> ), 1 or 2 wires flexible with cable end 0.00...0.00 In <sup>2</sup> (0.6...2.5 mm <sup>2</sup> ), 1 or 2 wires flexible without cable end 0.00...0.00 In <sup>2</sup> (0.27...2.5 mm <sup>2</sup> ), 2 wires rigid 0.00...0.01 in <sup>2</sup> (0.27...4 mm <sup>2</sup> ), 1 wire rigid
Operating position	Any position
Installation category	II IEC 60947-1
Mounting Support	Combination rail Asymmetrical DIN rail Symmetrical DIN rail
Net Weight	0.20 lb(US) (0.09 kg)

## Environment

Immunity to microbreaks	3 ms
Dielectric strength	1500 V for 1 minute between independent contacts 2500 V for 1 minute between wired interface and earth 4000 V for 1 minute between coil circuit and contact circuits
Standards	IEC 60947-5-1
Product Certifications	UL CSA BV LROS (Lloyds register of shipping) DNV
IP degree of protection	IP20 conforming to IEC 60529
Protective treatment	TC
Fire resistance	1562 °F (850 °C) IEC 60695-2-1
Shock resistance	50 gn 11 ms IEC 60068-2-27
Vibration resistance	6 gn 10...55 Hz)IEC 60068-2-6
Electromagnetic compatibility	1.2/50 ms shock waves immunity test IEC 255-4 Electrostatic discharge immunity test, level 3 8 kV IEC 61000-4-2 Rapid transients immunity test on input/output 1 kV IEC 61000-4-4 Rapid transients immunity test on power supply 2 kV IEC 61000-4-4
Ambient Air Temperature for Operation	-4...140 °F (-20...60 °C) at Un 23...104 °F (-5...40 °C) unrestricted operation
Ambient Air Temperature for Storage	-40...158 °F (-40...70 °C)
Operating altitude	<= 9842.52 ft (3000 m)
Pollution degree	3 IEC 60947-5-1

## Ordering and shipping details

Category	22375 - INTERFACE MODULE(ABA,R,S)
Discount Schedule	CP2
GTIN	3389110569643
Nbr. of units in pkg.	1
Package weight(Lbs)	3.49 oz (99 g)
Returnability	No
Country of origin	FR

## Packing Units

Unit Type of Package 1	PCE
Package 1 Height	2.95 in (7.5 cm)
Package 1 width	0.91 in (2.3 cm)
Package 1 Length	2.95 in (7.5 cm)
Unit Type of Package 2	PAL
Number of Units in Package 2	5
Package 2 Weight	18.31 oz (519 g)
Package 2 Height	4.21 in (10.7 cm)
Package 2 width	2.95 in (7.5 cm)
Package 2 Length	1.97 in (5 cm)
Unit Type of Package 3	S02
Number of Units in Package 3	50
Package 3 Weight	12.45 lb(US) (5.645 kg)

Package 3 Height	5.91 in (15 cm)
Package 3 width	11.81 in (30 cm)
Package 3 Length	15.75 in (40 cm)

### Offer Sustainability

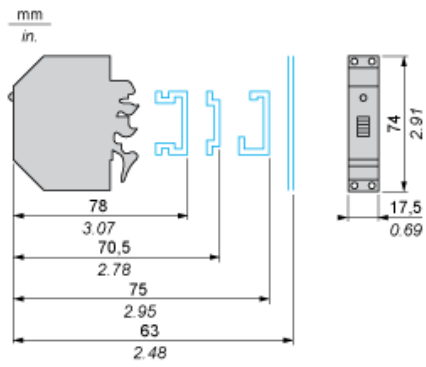
Sustainable offer status	Green Premium product
California proposition 65	WARNING: This product can expose you to chemicals including: Nickel compounds, which is known to the State of California to cause cancer, and Di-isodecyl phthalate (DIDP), which is known to the State of California to cause birth defects or other reproductive harm. For more information go to <a href="http://www.P65Warnings.ca.gov">www.P65Warnings.ca.gov</a>
REACH Regulation	<a href="#">REACH Declaration</a>
EU RoHS Directive	Pro-active compliance (Product out of EU RoHS legal scope) <a href="#">EU RoHS Declaration</a>
Mercury free	Yes
RoHS exemption information	<a href="#">Yes</a>
China RoHS Regulation	<a href="#">China RoHS Declaration</a>
Environmental Disclosure	<a href="#">Product Environmental Profile</a>
WEEE	The product must be disposed on European Union markets following specific waste collection and never end up in rubbish bins.

### Contractual warranty

Warranty	18 months
----------	-----------

Electromechanical Interface Module

Dimensions



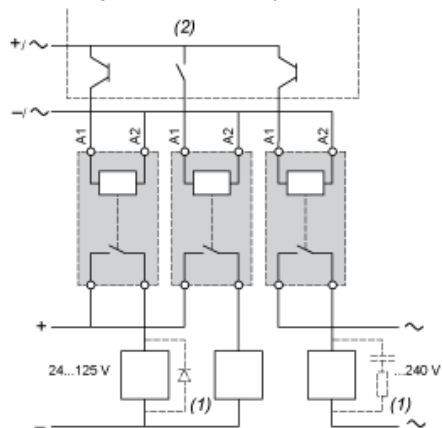
---

Electromechanical Interface Module

---

Example of Application with PLC

Interfacing PLC discrete outputs



- (1) Essential on inductive loads (can be replaced with peak limiter)
- (2) PLC positive logic transistor (or relay) outputs

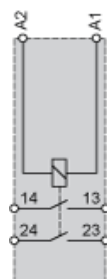
---

Interface with Mechanical Indication

---

Circuit Diagram

2 N/O

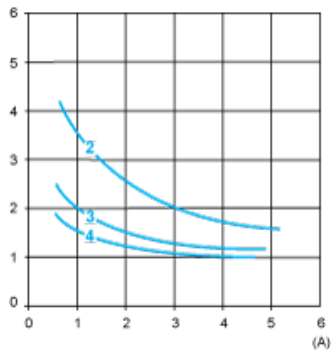


Electrical Durability of Contacts

AC Loads

Test conditions: in accordance with standard IEC 947-5-1 set up for rated control voltage, operating rate: 1800 cycles/hour. (0.5 Hz).

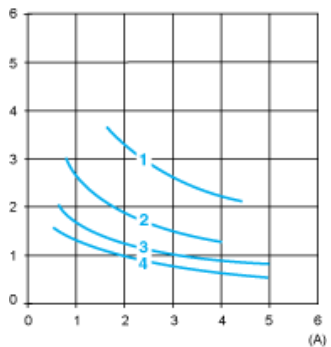
AC-12 operating cycles in millions



AC-12 Control of resistive loads and isolated solid state loads via optocoupler ( $\cos \phi \geq 0.9$ )

- (1) 24 V
- (2) 48 V
- (3) 127 V
- (4) 230 V

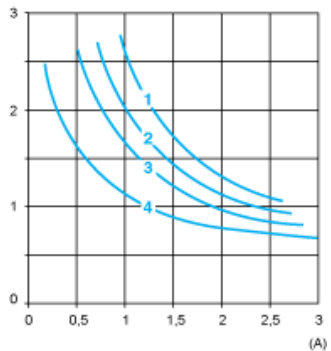
AC-13 operating cycles in millions



AC-13 Control of isolated solid state loads via transformer ( $\cos \phi \geq 0.65$ )

- (1) 24 V
- (2) 48 V
- (3) 127 V
- (4) 230 V

AC-14 and AC-15 operating cycles in millions



AC-14 Control of weak electromagnetic loads of electromagnets  $\leq 72$  VA (make:  $\cos \phi = 0.3$ , break:  $\cos \phi = 0.3$ )

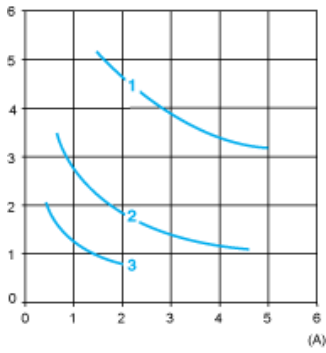
AC-15 Control of electromagnetic loads of electromagnets  $> 72$  VA (make:  $\cos \phi = 0.7$ , break:  $\cos \phi = 0.4$ )

- (1) 24 V
- (2) 48 V
- (3) 127 V
- (4) 230 V

## DC Loads

Test conditions: in accordance with standard IEC 947-5-1 set up for rated control voltage, operating rate: 1800 cycles/hour. (0.5 Hz).

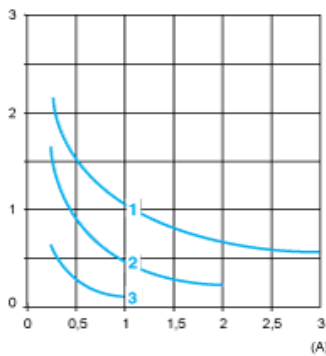
DC-12 operating cycles in millions



DC-12 Control of resistive loads and isolated solid state loads via optocoupler ( $L/R \leq 1$  ms)

- (1) 24 V
- (2) 48 V
- (3) 127 V

DC-13 operating cycles in millions



DC-13 Control of electromagnets ( $L/R \leq 2 \times (U_e \times I_e)$  in ms, with  $U_e$ : rated operating voltage and  $I_e$ : rated operating current)

- (1) 24 V
- (2) 48 V
- (3) 127 V

## X-ON Electronics

Largest Supplier of Electrical and Electronic Components

*Click to view similar products for [Industrial Relays](#) category:*

*Click to view products by [Schneider](#) manufacturer:*

Other Similar products are found below :

[6-1617801-8](#) [6-1618107-9](#) [7-1618273-3](#) [EV250-4A-02](#) [EV250-6A-01](#) [FCA-125-CX8](#) [FCA-325-159](#) [FCA-410-138](#) [8000-S3121](#) [8-1618273-6](#)  
[8-1618393-1](#) [GCA63A220VAC60HZ](#) [GCA63A277VAC60HZ](#) [GCA63A600VAC60HZ](#) [1-1672275-3](#) [1-1833005-4](#) [H-16/S1](#) [A711Z](#) [H-8C](#)  
[H-8/S11](#) [H-8/S68](#) [ACC530U20](#) [ACC730U30](#) [RF303ZM4-12](#) [DH18DA](#) [1423675-8](#) [AR4-15F13-C01](#) [AR7-41F11](#) [AVR907](#) [15732A200](#)  
[B07B032AC1-0329](#) [B329](#) [B490A](#) [1618279-1](#) [BHR124Y](#) [1810DDB-SX](#) [N417](#) [P30C42A12D1-120](#) [2-1617748-6](#) [2-1618375-1](#) [2-1618396-6](#)  
[2-1618398-1](#) [JMAPD-5XL](#) [JMGACD-5M](#) [JMGSC-5LW](#) [JMGSCD-5L](#) [PBO-18A1218](#) [PBO-40A3040](#) [K8DSPH1200480VAC](#) [KA-3C-12A](#)