

NQ Panelboards

Class 1640

1640PL0801

Price List
March

08




CONTENTS

Description	Page
NQ Series Rated Tables	4
NQ Lighting and Appliance Panelboards	
NQ Pricing Procedures	5
Merchandised Main Lug Panelboards	6
Merchandised Main Lug Panelboards with TVSS	6
Merchandised Main Circuit Breaker Panelboards	7
Merchandised Main Circuit Breaker Panelboards with TVSS	7
Merchandised Accessories	8
QOB Branch Circuit Breakers	9
Factory Assembled Panelboards and Circuit Breakers	10
Factory Assembled Common Features	11
NQ Panelboard Special Features	
Factory Assembled Modifications	12
Terminal Data	13

New!



Sub-feed Lug Kit




Sub-feed Circuit Breaker Kit



Main Circuit Breaker Kit



200% Neutral Kit



Simplified Installation Instructions

NQ lighting panelboards have been redesigned to meet the evolving needs of our customers. Easier to install, improved availability, and greater installation flexibility all combine to make NQ the state of the art in lighting panelboard design.

Feature:

Eleven standard boxes, and common trims with NF panelboards

Benefit:

Easier for our distributors to inventory and supply from stock. Higher probability of having the right box in stock to help the electrical contractor get his project started on time.

Feature:

Available with six circuit counts - 18, 30, 42, 54, 72* and 84*. A change in the 2008 National Electric Code (NEC) will eliminate the 42 circuit rule and allow a higher number of circuits in a single enclosure.

NOTE: *Availability for USA customers to be announced

Benefit:

In locations that have adopted the 2008 NEC, electrical consultants and contractors will no longer have to fashion two section panels due to the 42 circuit rule in the NEC. This will save installation time, wall space and material for the installer and building owner.

Feature:

A full complement of field installable accessories available for RTI panelboards:

- Main circuit breakers
- Feed-through and sub-feed lugs
- Sub-feed circuit breakers
- 200% neutrals
- Copper neutrals and grounds
- 6", 12" and 18" rail and deadfront extension kits

Benefit:

A broad range of solutions available from distributor stock to address the electrical contractor's need for improved availability of panelboards. The new RTI kits will also provide greater versatility to adapt to last minute design changes on site so that a project can stay on schedule.

Feature:

Semi-assembled" RTI kits with more visually oriented, easier-to-understand installation instructions.

Benefit:

Reduced installation time and fewer errors for the electrician installing the NQ panelboard, resulting in improved productivity and higher quality installations.

Feature:

NQ accepts both QO® "plug-on" and QOB "bolt-on" circuit breakers.

Benefit:

Continued use of the industry's best, QO and QOB circuit breakers, provides continuity and convenience for customers currently using NQOD panelboards, which NQ will eventually replace.



This page contains UL Tested and Certified series combination ratings for panelboards. These ratings apply to either an integral main located in the same enclosure or a remote main located in a separate enclosure.

Table 9.1: NQ Series Connected Circuit Breaker Ratings (RMS Symmetrical)

Max. System Voltage AC ▲ ■	Max. Short Circuit Current Rating	Square D Brand Integral or Remote Main Circuit Breakers and Remote Main Fuses	Square D Brand Branch Circuit Breaker Catalog Designation and Allowable Ampere Ranges ♦ ★ ▼			
			Type	1 Pole	2 Pole	3 Pole
120/240 1PH	22,000	MG	QO (B)	—	—	—
	42,000	HD, JD	QO (B) PL	—	—	—
	65,000	HG, JG	QO (B) PL	—	—	—
	100,000	HJ, JJ	QO (B) PL	—	—	—
	125,000	HL, JL	QO (B) PL	—	—	—
120/240 1PH 208Y/120	100,000	DJ 400A	QO (B)	15-70 A	15-125 A	—
			QO (B) GFI	15-30 A	40-60 A	—
			QO (B) AFI	15-20 A	—	—
			QO (B) VH	—	150 A	15-150 A
			QO (B) H	—	—	—
		QJ	QO (B) VH	15-70 A	15-125 A	15-30 A
			QO (B) AS	15-30 A	15-30 A	15-30 A
			QO (B) GFI	15-30 A	15-60 A	—
			QO (B) VH	—	150 A	35-150 A
			QO (B) PL	15-30 A	15-60 A	15-30 A
208Y/120	18,000	LA, LH (L) 34200MC LA, LH (L) 34225MC LA, LH (L) 34250MC LA, LH (L) 34400MC	QO (B)	15-30A	15-30 A	15-30 A
			QO (B) VH	15-70 A	15-125 A	15-100 A
			QO (B) AS	15-30 A	15-30 A	15-30 A
			QO (B) GFI	15-30 A	15-60 A	—
			QO (B) PL	15-30 A	15-30 A	—
240	22,000	QO (B) VH	QO (B)	15-70 A	15-125 A	15-100 A
			QO (B) AS	15-30 A	15-30 A	15-30 A
			QO (B) GFI	15-30 A	15-60 A	—
			QO (B) PL	15-30 A	15-30 A	—
			QO (B) AFI	15-20 A	—	—
		Q2-H	QO (B)	15-70 A	15-100 A	15-30 A
			QO (B) GFI	15-30 A	15-30 A	—
			QO (B) AFI	15-20 A	—	—
			QO (B) VH	15-70 A	15-125 A	15-30 A
			QO (B) AS	15-30 A	15-30 A	15-30 A
	QD	QO (B) GFI	15-30 A	15-60 A	—	
		QO (B) VH	—	150 A	35-150 A	
		QO (B) PL	15-30 A	15-60 A	15-30 A	
		QO (B) AFI	15-20 A	—	—	
		QO (B)	15-70 A	15-125 A	15-100 A	
		QO (B) GFI	15-30 A	15-60 A	—	
		QO (B) AFI	15-20 A	—	—	
		QO (B) VH	15-70 A	15-125 A	15-100 A	
	ED, FD	QO (B) GFI	15-30 A	15-60 A	—	
		QO (B) AFI	15-20 A	—	—	
		QO (B)	15-70 A	15-125 A	15-100 A	
		QO (B) AS	15-30 A	15-30 A	15-30 A	
	KD	QO (B) GFI	15-30 A	15-60 A	—	
		QO (B) AFI	15-20 A	—	—	
		QO (B)	15-70 A	15-125 A	15-100 A	
QO (B) AS		15-30 A	15-30 A	15-30 A		
HD, JD	QO (B) GFI	15-30 A	15-60 A	—		
	QO (B) AFI	15-20 A	—	—		
	QO (B) VH	—	—	35-150 A		
	QO (B) H	—	15-100 A	—		
	QO (B) PL	15-30 A	15-60 A	15-30 A		
	QO (B) AS	15-30 A	15-30 A	15-30 A		
240	42,000	LA, MA	Q2L-H	—	100-225 A	100-225 A
			QDL	—	70-225 A	70-225 A
			QO (B)	15-70 A	—	—
			QO (B) VH	15-30 A	15-125 A	15-100 A
			QO (B) GFI	15-30 A	15-60 A	—
		LC400A	QO (B) AFI	15-20 A	—	—
			QO (B) VH	15-30 A	15-125 A	15-100 A
			QO (B) GFI	—	150 A	—
			QO (B) AFI	15-20 A	—	—
			QO (B) PL	15-30 A	15-60 A	15-30 A
	LC600A	QO (B) VH	15-30 A	15-125 A	15-100 A	
		QO (B) GFI	—	150 A	—	
		QO (B) AFI	15-20 A	—	—	
		QO (B) AFI	15-20 A	—	—	
		QO (B) VH	15-30 A	15-30 A	15-30 A	
	65,000	LC400A	QO (B)	15-30 A	—	—
			QO (B) VH	15-30 A	15-125 A	15-100 A
			QO (B) GFI	15-30 A	—	—
			QO (B) AFI	15-20 A	—	—
			QO (B) PL	15-30 A	15-60 A	15-30 A

Table 9.1: NQ Series Connected Circuit Breaker Ratings (RMS Symmetrical) (continued)

Max. System Voltage AC ▲ ■	Max. Short Circuit Current Rating	Square D Brand Integral or Remote Main Circuit Breakers and Remote Main Fuses	Square D Brand Branch Circuit Breaker Catalog Designation and Allowable Ampere Ranges ♦ ★ ▼			
			Type	1 Pole	2 Pole	3 Pole
240	65,000	LC600A	QO (B) VH	15-30 A	15-125 A	35-100 A (3P208 V max) 15-30 A (3P240 V max)
			QO (B) GFI	—	150 A	—
			QO (B) AFI	15-20 A	—	—
			QO (B)	15-70 A	15-125 A	—
			QO (B) VH	—	150 A	15-150 A
		DJ 400A	QO (B) H	—	15-100 A	—
			QO (B)	15-70 A	15-125 A	15-100 A
			QO (B) GFI	15-30 A	15-60 A	—
			QO (B) AFI	15-20 A	—	—
			QO (B) VH	15-70 A	15-125 A	15-100 A
240	65,000	EG, FG, KG	QO (B)	15-70 A	15-125 A	15-100 A
			QO (B) GFI	15-30 A	15-60 A	—
			QO (B) AFI	15-20 A	—	—
			QO (B)	15-70 A	15-125 A	15-30 A
			QO (B) AS	15-30 A	15-30 A	15-30 A
		QG, HG, JG	QO (B) GFI	15-30 A	15-60 A	—
			QO (B) PL	15-30 A	15-60 A	15-30 A
			QO (B) AFI	15-20 A	—	—
			QO (B) VH	15-70 A	15-125 A	15-100 A
			QO (B) H	—	15-100 A	35-150 A
240	100,000	FC ₂₂ or KC ₂₂	QO (B)	15-70 A	15-100 A	15-100 A
			QO (B) AS	15-30 A	15-30 A	15-30 A
			QO (B) GFI	15-30 A	15-30 A	—
			QO (B) AFI	15-20 A	—	—
			QO (B)	15-70 A	15-125 A	15-100 A
		FC ₂₄ or KC ₂₄	QO (B) GFI	15-30 A	15-60 A	—
			QO (B) AFI	15-20 A	—	—
			QO (B)	15-70 A	15-125 A	15-100 A
			QO (B) GFI	15-30 A	15-60 A	—
			QO (B) PL	15-30 A	15-60 A	15-30 A
240	200,000	FC ₃₂ or KC ₃₂	QO (B) VH	15-70 A	15-125 A	15-100 A
			QO (B) GFI	15-30 A	15-60 A	—
			QO (B) PL	15-30 A	15-60 A	15-30 A
			QO (B) AFI	15-20 A	—	—
			QO (B) H	—	15-100 A	—
		FC ₃₄ or KC ₃₄	QO (B) VH	15-70 A	15-125 A	15-100 A
			QO (B) GFI	15-30 A	15-60 A	—
			QO (B) AFI	15-20 A	—	—
			QO (B) H	—	15-100 A	—
			QO (B) PL	15-30 A	15-60 A	15-30 A
240	200,000	FI, KI	QO (B)	15-70 A	15-125 A	15-100 A
			QO (B) AS	15-30 A	15-30 A	15-30 A
			QO (B) GFI	15-30 A	15-60 A	—
			QO (B) AFI	15-20 A	—	—
			QO (B) VH	15-30 A	15-125 A	15-100 A
		400 A Max. Class J or T6 Fuses	QO (B) AFI	15-20 A	—	—
			QO (B) VH	15-30 A	15-125 A	15-100 A
			QO (B) AFI	15-20 A	—	—
			QO (B) VH	15-30 A	15-125 A	15-100 A
			QO (B) AFI	15-20 A	—	—
240	200,000	200 A Max. Class T3 Fuses	QO (B)	15-70 A	15-125 A	15-100 A
			QO (B) AS	15-30 A	15-30 A	15-30 A
			QO (B) GFI	15-30 A	15-60 A	—
			QO (B) AFI	15-20 A	—	—
			QO (B) VH	15-30 A	15-125 A	15-100 A
		200 A Max. Class J or T6 Fuses and 400 A Max. Class T3 Fuses	QO (B) AFI	15-20 A	—	—
			QO (B) AS	15-30 A	15-30 A	15-30 A
			QO (B) GFI	15-30 A	15-60 A	—
			QO (B) VH	15-30 A	15-125 A	15-100 A
			QO (B) AFI	15-20 A	—	—

- ▲ For shown circuit breakers rated less than this maximum voltage, the indicated short circuit current rating also applies, but at the voltage rating of the circuit breaker.
- Short circuit tests are conducted at 100-105% of the maximum rated voltage of the panelboard.
- ♦ Suffixes HID, SWD, and SWN may also be applied to the applicable branch circuit breakers shown above. Suffix SWN may **not** be applied in combination with LC main breakers.
- ★ Where QO (B) circuit breakers are shown above, QO (B) H, QO (B) VH, and QH (B) circuit breakers may also be used.
- ▼ Where QO (B) GFI circuit breakers are shown above, QO (B) EPD circuit breakers may also be used.

NQ Merchandised Pricing Procedure

1. List circuit breakers required, either plug-on or bolt-on. See appropriate pages for catalog numbers.
2. Determine equivalent number of pole spaces required.
3. Select proper main lug interior (from page 6) or main lug interior and main circuit breaker adapter kit (from page 7) based on equivalent number of poles and ampere rating. Interiors include solid neutral and are field convertible to top feed.
4. Select enclosure from appropriate page.
Type 1—Select box and front catalog number corresponding to interior catalog number.
Type 3R, 5, 12—Select enclosure. Interior trim kit for Type 3R, 5, 12 is included with the enclosure.
5. For complete price, add the component prices. Include panelboard accessories.
6. Apply appropriate discount schedule.

NQ Factory Assembled Pricing Procedure

The following Factory Assembled pricing procedure may be used to price NQ panelboards.

1. Select BASE PRICE for main lugs or main circuit breaker from BASE PRICE TABLE. Include equipment ground bar when required.
2. List BRANCH CIRCUIT BREAKERS (either plug-on or bolt-on) and determine total spaces required. Select price from BRANCH CIRCUIT BREAKERS TABLE. Include space only charge for future requirements.
3. If total spaces required exceeds the maximum listed, price as two or more panelboards and add price for sub-feed or feed-thru lugs, so installer can cable between sections.
4. Add price for special features from appropriate page. Contact field office for additional special features.
5. For complete price, add all prices. Order by description.

NOTE: Additional special price adders can be found in the *Supplemental and Obsolescent Digest, Section 4.*

6. Apply appropriate discount schedule.

NQ Merchandised Example:

Table 9.2: 208Y/120 Vac, 3Ø4W, 10 kA SCCR, 225 A, MLO, Type 1 surface mount, bolt-on branch circuit breakers, main sub-feed lugs.

Branches	Page No.	Catalog Number	Spaces	\$ Price
(20) 20/1	9	(20) QOB120	20	530.
two 40/2	9	two QOB240	4	118.
two 30/3	9	two QOB330	6	390.
			Total 30	
225 A MLO Interior	6	NQ430L2	—	810.
Box	6	MH32	—	75.
Cover	6	NC32S	—	351.
Sub-Feed Lugs	6	NQSFL2	—	135.
			Total Price	2409.

NQ Factory Assembled Example:

Table 9.3: 208Y/120 Vac, 3Ø4W, 10 kA SCCR, 225 A, MLO, Type 1 surface mount, bolt-on branch circuit breakers, main sub-feed lugs.

Item	Page No.	\$ Price
225 A MLO Base Price	10	928.
(20) 20/1 Bolt-on	10	1360.
two 40/2 Bolt-on	10	268.
two 30/3 Bolt-on	10	704.
Sub-Feed Lugs	11	128.
Total Price		3388.



NQ Merchandised Panelboard



NQ Factory Assembled Panelboard



Table 9.4: Main Lug Interiors—Accepts plug-on and bolt-on circuit breakers

Pole Spaces	Mains Rating	Total Price Interior Front and Enclosure		Interior Only (Order Branch Circuit Breakers Separately)		Type 1 Enclosure						Type 3R, 5, 12 Enclosure ▼		Height (In.)	
						Box 20"W x 5.75"D ■		Mono-Flat® Front ◆		Hinged Front		Enclosure 20"W x 6.5"D			
		Type 1	Type 3R, 5, 12	Catalog No. ▲	Price	Catalog No.	Price	Catalog No.	Price	Catalog No.	Price	Catalog No.	Price		Catalog No.
20" Wide Cabinet△—Single Phase 3-Wire															
18	100	929.	1984.	NQ18L1	523	MH26	75	NC26 ()	331.	NC26 ()/JHR	413.	MH26WP	1461.	26	
18		982.	2037.	NQ18L1C	576	MH26	75	NC26 ()	331.	NC26 ()/JHR	413.	MH26WP	1461.	26	
30		1056.	2099.	NQ30L1	630	MH32	75	NC32 ()	351.	NC32 ()/JHR	438.	MH32WP	1469.	32	
30		1116.	2159.	NQ30L1C	690	MH32	75	NC32 ()	351.	NC32 ()/JHR	438.	MH32WP	1469.	32	
30		1162.	2205.	NQ30L2	736	MH32	75	NC32 ()	351.	NC32 ()/JHR	438.	MH32WP	1469.	32	
30		1212.	2255.	NQ30L2C	786	MH32	75	NC32 ()	351.	NC32 ()/JHR	438.	MH32WP	1469.	32	
42		1334.	2370.	NQ42L2	893	MH38	75	NC38 ()	366.	NC38 ()/JHR	458.	MH38WP	1477.	38	
42		1386.	2422.	NQ42L2C	945	MH38	75	NC38 ()	366.	NC38 ()/JHR	458.	MH38WP	1477.	38	
72★		2048.	3266.	NQ72L2	1531	MH44	75	NC44 ()	442.	NC44 ()/JHR	553.	MH44WP	1735.	44	
72★		2137.	3355.	NQ72L2C	1620	MH44	75	NC44 ()	442.	NC44 ()/JHR	553.	MH44WP	1735.	44	
84★		2347.	3525.	NQ84L2	1786	MH50	75	NC50 ()	486.	NC50 ()/JHR	608.	MH50WP	1739.	50	
84★		2451.	3629.	NQ84L2C	1890	MH50	75	NC50 ()	486.	NC50 ()/JHR	608.	MH50WP	1739.	50	
30	400	1641.	2819.	NQ30L4	1080	MH50	75	NC50 ()	486.	NC50 ()/JHR	608.	MH50WP	1739.	50	
30		1719.	2897.	NQ30L4C	1158	MH50	75	NC50V ()	486.	NC50V ()/JHR	608.	MH50WP	1739.	50	
42		1746.	2924.	NQ42L4	1185	MH50	75	NC50V ()	486.	NC50V ()/JHR	608.	MH50WP	1739.	50	
42		1825.	3003.	NQ42L4C	1264	MH50	75	NC50V ()	486.	NC50V ()/JHR	608.	MH50WP	1739.	50	
84★		3235.	4356.	NQ84L4C	2528	MH68	75	NC68V ()	632.	NC68V ()/JHR	790.	MH68WP	1828.	68	
30		1803.	3032.	NQ30L6C	1242	MH50	75	NC50V ()	486.	NC50V ()/JHR	608.	MH62WP□	1790.	50/62	
42		1907.	3136.	NQ42L6C	1346	MH50	75	NC50V ()	486.	NC50V ()/JHR	608.	MH62WP□	1790.	50/62	
84★		3399.	4582.	NQ84L6C	2692	MH68	75	NC68V ()	632.	NC68V ()/JHR	790.	MH80WP□	1890.	68/80	
20" Wide Cabinet△—Three Phase 4-Wire															
18		100	990.	2045.	NQ418L1	584	MH26	75	NC26 ()	331.	NC26 ()/JHR	413.	MH26WP	1461.	26
18			1040.	2095.	NQ418L1C	634	MH26	75	NC26 ()	331.	NC26 ()/JHR	413.	MH26WP	1461.	26
30			1167.	2210.	NQ430L1	741	MH32	75	NC32 ()	351.	NC32 ()/JHR	438.	MH32WP	1469.	32
30	1220.		2263.	NQ430L1C	794	MH32	75	NC32 ()	351.	NC32 ()/JHR	438.	MH32WP	1469.	32	
30	1236.		2279.	NQ430L2	810	MH32	75	NC32 ()	351.	NC32 ()/JHR	438.	MH32WP	1469.	32	
30	1287.		2330.	NQ430L2C	861	MH32	75	NC32 ()	351.	NC32 ()/JHR	438.	MH32WP	1469.	32	
42	1425.		2461.	NQ442L2	984	MH38	75	NC38 ()	366.	NC38 ()/JHR	458.	MH38WP	1477.	38	
42	1475.		2511.	NQ442L2C	1034	MH38	75	NC38 ()	366.	NC38 ()/JHR	458.	MH38WP	1477.	38	
72★	2204.		3422.	NQ472L2	1687	MH44	75	NC44 ()	442.	NC44 ()/JHR	553.	MH44WP	1735.	44	
72★	2290.		3508.	NQ472L2C	1773	MH44	75	NC44 ()	442.	NC44 ()/JHR	553.	MH44WP	1735.	44	
84★	2529.		3707.	NQ484L2	1968	MH50	75	NC50 ()	486.	NC50 ()/JHR	608.	MH50WP	1739.	50	
84★	2629.		3807.	NQ484L2C	2068	MH50	75	NC50 ()	486.	NC50 ()/JHR	608.	MH50WP	1739.	50	
30	400	1802.	2980.	NQ430L4	1241	MH50	75	NC50 ()	486.	NC50 ()/JHR	608.	MH50WP	1739.	50	
30		1881.	3059.	NQ430L4C	1320	MH50	75	NC50V ()	486.	NC50V ()/JHR	608.	MH50WP	1739.	50	
42		1902.	3080.	NQ442L4	1341	MH50	75	NC50V ()	486.	NC50V ()/JHR	608.	MH50WP	1739.	50	
42		1983.	3161.	NQ442L4C	1422	MH50	75	NC50V ()	486.	NC50V ()/JHR	608.	MH50WP	1739.	50	
72★		2965.	4089.	NQ472L4	2299	MH62	75	NC62V ()	591.	NC62V ()/JHR	739.	MH62WP	1790.	62	
72★		3104.	4228.	NQ472L4C	2438	MH62	75	NC62V ()	591.	NC62V ()/JHR	739.	MH62WP	1790.	62	
84★		3551.	4672.	NQ484L4C	2844	MH68	75	NC68V ()	632.	NC68V ()/JHR	790.	MH68WP	1828.	68	
30		1988.	3217.	NQ430L6C	1427	MH50	75	NC50V ()	486.	NC50V ()/JHR	608.	MH62WP□	1790.	50/62	
42		2077.	3306.	NQ442L6C	1516	MH50	75	NC50V ()	486.	NC50V ()/JHR	608.	MH62WP□	1790.	50/62	
84★		3739.	4922.	NQ484L6C	3032	MH68	75	NC68V ()	632.	NC68V ()/JHR	790.	MH80WP□	1890.	68/80	

Table 9.5: Main Lug Interiors with TVSS


Mains Rating	Pole Spaces	Voltage	Surge Rating	Total Price Interior, Front, Box and Adapter Kit		Interior Only (Order Branch Circuit Breakers Separately)		Type 1 Enclosure						Type 3R/5/12 Enclosure ▼	
								Box 20" W x 5.75" D ■		MONO-FLAT® Front ◆		Hinged Fronts		20" W x 6.5" D	
				Type 1	Type 3R, 5, 12	Catalog Number ▲	\$ Price	Cat. No.	\$ Price	Cat. No. ◆	\$ Price	Cat. No.	\$ Price	Cat. No.	\$ Price
225 A	30	208Y/120 Vac	120,000 A	16537.	17715.	NQ430L2TVS212	15456.	MH50	75.	NC50 ()	486.	NC50 ()/JHR	608.	MH50WP	1739.
				16588.	17766.	NQ430L2TVS212C	15507.	MH50	75.	NC50 ()	486.	NC50 ()/JHR	608.	MH50WP	1739.
				19280.	20458.	NQ430L2TVS216	18199.	MH50	75.	NC50 ()	486.	NC50 ()/JHR	608.	MH50WP	1739.
			160,000 A	19331.	20509.	NQ430L2TVS216C	18250.	MH50	75.	NC50 ()	486.	NC50 ()/JHR	608.	MH50WP	1739.
				16749.	17918.	NQ442L2TVS212	15630.	MH56	75.	NC56 ()	524.	NC56 ()/JHR	655.	MH56WP	1768.
				16799.	17968.	NQ442L2TVS212C	15680.	MH56	75.	NC56 ()	524.	NC56 ()/JHR	655.	MH56WP	1768.
	42	208Y/120 Vac	120,000 A	19492.	20661.	NQ442L2TVS216	18373.	MH56	75.	NC56 ()	524.	NC56 ()/JHR	655.	MH56WP	1768.
				19542.	20711.	NQ442L2TVS216C	18423.	MH56	75.	NC56 ()	524.	NC56 ()/JHR	655.	MH56WP	1768.
				17519.	18643.	NQ472L2TVS212	16333.	MH62	75.	NC62 ()	591.	NC62 ()/JHR	739.	MH62WP	1790.
			160,000 A	17605.	18729.	NQ472L2TVS212C	16419.	MH62	75.	NC62 ()	591.	NC62 ()/JHR	739.	MH62WP	1790.
				17214.	18335.	NQ442L4TVS212	15987.	MH68	75.	NC68V ()	632.	NC68V ()/JHR	790.	MH68WP	1828.
				17295.	18416.	NQ442L4TVS212C	16068.	MH68	75.	NC68V ()	632.	NC68V ()/JHR	790.	MH68WP	1828.
400 A	208Y/120 Vac	120,000 A	19957.	21078.	NQ442L4TVS216	18730.	MH68	75.	NC68V ()	632.	NC68V ()/JHR	790.	MH68WP	1828.	
			20038.	21159.	NQ442L4TVS216C	18811.	MH68	75.	NC68V ()	632.	NC68V ()/JHR	790.	MH68WP	1828.	
			18207.	19355.	NQ472L4TVS212	16945.	MH80	75.	NC80V ()	667.	NC80V ()/JHR	830.	MH80WP	1890.	
		160,000 A	18346.	19494.	NQ472L4TVS212C	17084.	MH80	75.	NC80V ()	667.	NC80V ()/JHR	830.	MH80WP	1890.	

▲ "C" suffix indicates copper bussing.
 ■ Embossed mounting holes add a .25 inch standoff to back of MH box.
 ◆ Add "F" for flush, "S" for surface.
 ★ AVAILABILITY TO BE ANNOUNCED. Cannot be used as a lighting panelboard prior to local adoption of the 2008 NEC.
 ▼ Enclosure includes trim kit.
 △ For 14" wide offer, see the Supplemental & Obsolescence Digest.
 □ This enclosure requires a 12" rail and deadfront extension (NQ12RDE)

Table 9.8: NQ Merchandised Neutrals

Mains Ampacity	200% Neutral Kit				Copper 100% Neutral Kit			
	Catalog No.	Price	Box Add	Schedule	Catalog No.	Price	Box Add	Schedule
100	NQNL1	210.	no adder	PE-1A	NQN1CU	128.	no adder	PE-1A
225	NQNL2 or NQNL2ACCY	284.			NQN2CU	128.		
400	NQNL4	426.			NQN6CU	390		
600	Not available				NQN6CU	390		

▲ Not to be used with SFL, FTL or SFB. These combinations are factory assembled only.
■ For 225A panel with SFL, FTL or SFB, use NQNL2ACCY. Otherwise, use NQNL2.



NQNL2

Table 9.9: NQ Merchandised Sub Feed Lugs, Feed Through Lugs and Sub Feed Breakers

Mains Ampacity	Sub Feed Lugs (N/A in MCB Interiors)			Feed Through Lugs			Sub Feed Circuit Breaker Kits (breaker not incl.)					
							Single SFB			Two SFBs		
	Catalog No.	Price	Schedule	Catalog No.	Price	Schedule	Catalog No.	Price	Schedule	Catalog No.	Price	Schedule
100 A	NQSFL1	103.	PE-1A	100A not available; use 225A interior	-	-	-	-	-	-	-	-
225 A	NQSFL2	135.		NQFTL2L	317.	PE-1A	NQSFB2Q or NQSFB2HJ	686.	PE-1A	-	-	-
				NQFTL2H	317.							
400 A	NQSFL4	173.		NQFTL4L	338.						NQSFB4Q or NQSFB4HJ	860.
600 A	Use TFL			Factory Assembled Only								

◆ The final character L indicates the kit is used for Low circuit count interiors 30 and 42.
★ The final character H indicates the kit is used for High circuit count interiors 54, 72 and 84.
▼ See Table 9.10 & Table 9.11 for box selection table.

Table 9.10: Box Selection Table: Merchandised NQ Main Lug Panelboards with Accessories

Feature	Sub Feed Lugs				Feed Through Lugs				Sub Feed Circuit Breakers			
	100A	225 A	400A	600 A	100A	225 A	400A	600A	100A	225 A (one)	400A (two)	600A (two)
18	MH26	-	-	Use FTL	-	-	-	Factory Asm. Only	-	-	-	Factory Asm. Only
30	MH32	MH38	MH50		Use 225A Interior	MH38	MH50		MH74			
42	-	MH44	MH50			MH38	MH56		MH74			
72	-	MH50	MH62			MH50	MH68		MH86			
84	-	MH56	MH68			MH56	MH68		MH68			

Table 9.11: Box Selection Table: Merchandised NQ Vertically Mounted Main Breaker Panelboards w/ Accessories

Feature	Feed Through Lugs				Sub Feed Circuit Breakers			
	100A	225 A	400A	600A	100A	225 A (one)	400A (two)	600A (two)
18	-	-	-	Factory Asm. Only	-	-	-	Factory Asm. Only
30	-	MH50	MH62		MH62	MH86		
42	-	MH50	MH68		MH68	MH86		
72	-	MH62	MH80		MH74	△		
84	-	MH68	MH80		MH80	△		

△ (c) Requires box longer than available box offer.

Table 9.12: NQ Accessories

Table 9.12: NQ Accessories

Description	Catalog No.	\$ Price	Schedule
Sub-feed: Bolt-on:			
• 2-pole	QOB2125SL	117.00	DE2A
• 3-pole	QOB3125SL	117.00	DE2A
Equipment ground bars			
• Aluminum	PK27GTA	22.50	DE3A
• PK23GTA+ #1 to #4/0 Al/Cu lug	PK23GTAL	27.10	DE3A
• Copper	PK27GTACU	56.00	PE-1A
• Ground Bar Insulator Kit	PKGTAB	29.20	DE3A
Filler plate (15 per package)	NQFP15	45.00	PE1A
Circuit I.D. number strips			
1-102 odd/even (left side numbered 1,3,5 ... 101)	NQ102OE	5.30	PE1A
103-204 odd/even (left side numbered 103,105,107 ... 203)	NQ204OE	5.30	PE1A
1-102 sequential (left side numbered 1,2,3 ... 102)	NQ102S	5.30	PE1A
103-204 sequential (left side numbered 103,104,105 ... 204)	NQ204S	5.30	PE1A
Rail & Deadfront Extensions	• 6" Extension	NQ6RDE	168.11
	• 12" Extension	NQ12RDE	188.78
	• 18" Extension	NQ18RDE	228.47
	• 24" Extension	NQ24RDE	264.46
Touch-up paint USAS #49 Gray (Aerosol can)	PK49SP	26.00	DE1

Table 9.12: NQ Accessories

Handle attachments—branch circuit breakers:			
Handle lock-off	HLO1	6.60	DE2A
Handle tie - (QO and QOB only)	QO1HT	2.50	DE2A
Handle padlock attachment - 1-pole	QO1PA	7.10	DE2A
2- and 3-pole	QO1PL	7.10	DE2A
Handle tie & lock-off for three 1-pole (QO, QOB)	QO3HT	8.90	DE2A
Neutral or Ground Lug:			
#10 to #2 Al or #14 to #4 Cu	QO70AN	6.60	DE3A
#4 to #1/0 Al/Cu	Q1100AN	7.40	DE3A
#1 to #4/0 Al/Cu	Q1150AN	21.60	DE3A
Endwalls for MH Boxes			
Blank (one per package)	8011010501	27.40	PE1A
With Knockouts (one per package)	8011010401	27.40	PE1A

□ Filler Plates are \$3.00 each and must be ordered in packages of 15.



Installation Tools

Table 9.13:

Ampere Rating▲	One-pole		Two-pole—Common Trip	
	Catalog No.	\$ Price	Catalog No.	\$ Price
QOB-GFI—QOB QWIK-GARD® Circuit Breaker With Ground Fault Circuit Interrupter—UL Class A 4-6 mA People Protection. ■				
	120 Vac—10,000 AIR		120/240 Vac—10,000 AIR	
15	QOB115GFI	165.	QOB215GFI	296.
20	QOB120GFI	165.	QOB220GFI	296.
25	QOB125GFI	165.	QOB225GFI	296.
30	QOB130GFI	165.	QOB230GFI	296.
40	—	—	QOB240GFI	296.
50	—	—	QOB250GFI	296.
60	—	—	QOB260GFI	296.
QOB-VHGF				
	120 Vac—22,000 AIR			
15	QOB115VHGF	331.	—	—
20	QOB120VHGF	331.	—	—
25	QOB125VHGF	331.	—	—
30	QOB130VHGF	331.	—	—
QOB-EPD—QOB Equipment protection circuit breakers with UL Listed 30 mA equipment protection.				
	120 Vac—10,000 AIR			
15	QOB115EPD	278.	QOB215EPD	447.
20	QOB120EPD	278.	QOB220EPD	447.
25	QOB125EPD	278.	QOB225EPD	447.
30	QOB130EPD	278.	QOB230EPD	447.
40	—	—	QOB240EPD	447.
50	—	—	QOB250EPD	447.
60	—	—	QOB260EPD	447.
QOB-HM—High magnetic trip circuit breakers are recommended for applications where high initial inrush may occur and for individual dimmer applications.				
15	QOB115HM	26.50	—	—
20	QOB120HM	26.50	—	—
QOB-K—Key operated QOB circuit breakers Available in single pole construction and can be mounted in any single pole space which will accept a standard QOB. These circuit breakers can be turned ON or OFF or to RESET with a special key (Catalog No. QOK10) included with the circuit breaker. These circuit breakers are UL Listed and available as shown in the table.				
	120 Vac—10,000 AIR			
10	QOB110K	112.	—	—
15	QOB115K	112.	—	—
20	QOB120K	112.	—	—
25	QOB125K	112.	—	—
30	QOB130K	112.	—	—

- ▲ 10–30 ampere circuit breakers are suitable for use with 60°C or 75°C conductors. 35–60 ampere circuit breakers are suitable for use with 75°C conductors.
- Do not connect to more than 250 feet of load conductor for the total one-way run to prevent nuisance tripping.
- ◆ Suitable only for feeding 240 Vac and 208 Vac two-wire loads. Does not contain load neutral connection.
- ★ UL Listed 5,000 AIR on 3Ø corner grounded delta systems.
- ▼ DC Rating is not available on indicated products.
- △ UL Listed as HACR type for use with air conditioning, heating and refrigeration equipment having motor group combinations and marked for use with HACR type circuit breakers.
- QO arc-fault circuit breakers provide branch feeder protection (i.e. QO115AFI) or combination protection (i.e. QO115CAFI) as required by the NEC and local code adoption, and comply with UL 1699.
- ◇ UL Listed as SWD (switching duty) rated suitable for switching 120 Vac fluorescent lighting loads.
- ☆ QOB2150VH uses 4 pole spaces. QOB3110VH, QOB3125VH and QOB3150VH each use 6 pole spaces. 20A maximum circuit breaker mounted opposite. Use with 75°C wire only.
- ▽ For QO plug-on circuit breaker pricing, see tables starting on page 1-2.

Table 9.16: QO/QOB Circuit Breaker Wire Sizes

Breaker Type	Ampere Rating▲	Wire Size (AWG)	
		Al	Cu
QOB 1-pole	10–30	#14–8	#14–8
	10–30	—	two #14–10
	35–70	#8–2	#8–2
QOB 2-pole	10–30	#14–8	#14–8
	10–30	—	two #14–10
	35–70	#8–2	#8–2
	80–125	#4–2/0	#4–2/0
	150–200	#4–300 kcmil	#4–300 kcmil
QOB 3-pole	10–30	#14–8	#14–8
	35–70	#8–2	#8–2
	80–125	#4–2/0	#4–2/0
QOB-VH	110–150	#4–300 kcmil	#4–300 kcmil
QOT	15–20	#12–8	#14–8
QOB-GFI & QOB-EPD	15–30	#12–8	#14–8
	40, 50, 60	#12–4	#14–6

Table 9.14:

Ampere Rating▲	One-pole		Two-pole—Common Trip		Two-pole—Common Trip*		Three-pole—Common Trip	
	Catalog No.	\$ Price	Catalog No.	\$ Price	Catalog No.	\$ Price	Catalog No.	\$ Price
QOB Bolt-On								
	120 Vac—10,000 AIR		120/240 Vac—10,000 AIR		240 Vac—10,000 AIR		240 Vac—10,000 AIR	
	48 Vdc—5,000 AIR		48 Vdc—5,000 AIR ▽				48 Vdc—5,000 AIR ▽	
10	QOB110	26.50	QOB210	59.	—	—	QOB310	195.
15	QOB115	26.50	QOB215	59.	QOB215H	160.	QOB315	195.
20	QOB120	26.50	QOB220	59.	QOB220H	160.	QOB320	195.
25	QOB125	26.50	QOB225	59.	QOB225H	160.	QOB325	195.
30	QOB130	26.50	QOB230	59.	QOB230H	160.	QOB330	195.
35	QOB135	26.50	QOB235	59.	—	—	QOB335	195.
40	QOB140	26.50	QOB240	59.	QOB240H	160.	QOB340	195.
45	QOB145	26.50	QOB245	59.	—	—	QOB345	195.
50	QOB150	26.50	QOB250	59.	QOB250H	160.	QOB350	195.
60	QOB160	26.50	QOB260	59.	QOB260H	160.	QOB360	195.
70	QOB170	52.	QOB270	112.	QOB270H	205.	QOB370	246.
80	—	—	QOB280	160.	QOB280H	244.	QOB380	279.
90	—	—	QOB290	160.	QOB290H	244.	QOB390	279.
100	—	—	QOB2100	160.	QOB2100H	244.	QOB3100	279.
110	—	—	QOB2110	334.	—	—	—	—
125	—	—	QOB2125	334.	—	—	—	—
Molded Case Switch 60 A max -			QOB200	59.	—	—	QOB300	195.
Molded Case Switch 100 A max -			QOB2000	156.	—	—	QOB3000	338.

Table 9.15:

Ampere Rating▲	One-pole		Two-pole—Common Trip		Three-pole—Common Trip	
	Catalog No.	\$ Price	Catalog No.	\$ Price	Catalog No.	\$ Price
QOB-VH						
	120 Vac—22,000 AIR		120/240 Vac—22,000 AIR		240 Vac—22,000 AIR	
15	QOB115VH	47.70	QOB215VH	114.	QOB315VH	293.
20	QOB120VH	47.70	QOB220VH	114.	QOB320VH	293.
25	QOB125VH	47.70	QOB225VH	114.	QOB325VH	293.
30	QOB130VH	47.70	QOB230VH	114.	QOB330VH	293.
40	—	—	QOB240VH	114.	QOB340VH	293.
50	—	—	QOB250VH	114.	QOB350VH	293.
60	—	—	QOB260VH	114.	QOB360VH	293.
70	—	—	QOB270VH	182.	QOB370VH	373.
80	—	—	QOB280VH	256.	QOB380VH	419.
90	—	—	QOB290VH	256.	QOB390VH	419.
100	—	—	QOB2100VH	256.	QOB3100VH	419.
110	—	—	QOB2110VH	740.	QOB3110VH	1206.
125	—	—	QOB2125VH	740.	QOB3125VH	1206.
150	—	—	QOB2150VH	815.	QOB3150VH	1206.
QHB						
	120 Vac—65,000 AIR		120 Vac/240 Vac—65,000 AIR		240 Vac—65,000 AIR	
15	QHB115	81.	QHB215	228.	QHB315	397.
20	QHB120	81.	QHB220	228.	QHB320	397.
25	QHB125	81.	QHB225	228.	QHB325	397.
30	QHB130	81.	QHB230	228.	QHB330	397.
QOB-HID—HID circuit breakers						
UL Listed for use on circuit feeding fluorescent and High Intensity Discharge (HID) lighting systems such as mercury vapor, metal halide, or high pressure sodium. These circuit breakers are physically interchangeable with QOB circuit breakers.						
	120 Vac—10,000 AIR		120/240 Vac—10,000 AIR		240 Vac—10,000 AIR	
15	QOB115HID	33.	QOB215HID	72.	QOB315HID	218.
20	QOB120HID	33.	QOB220HID	72.	QOB320HID	218.
25	QOB125HID	33.	QOB225HID	72.	QOB325HID	218.
30	QOB130HID	33.	QOB230HID	72.	QOB330HID	218.
40	QOB140HID	33.	QOB240HID	72.	—	—
50	QOB150HID	33.	QOB250HID	72.	—	—
QOB-SWN—Switch Neutral—Common Trip—NEC 514-5						
			1-pole—2-Wire 2 Spaces—120 Vac		2-pole—3-Wire 3 Spaces—120/240 Vac	
10	—	—	QOB210SWN	77.	QOB310SWN	113.
15	—	—	QOB215SWN	77.	QOB315SWN	113.
20	—	—	QOB220SWN	77.	QOB320SWN	113.
25	—	—	QOB225SWN	77.	QOB325SWN	113.
30	—	—	QOB230SWN	77.	QOB330SWN	113.
40	—	—	QOB240SWN	77.	QOB340SWN	113.
50	—	—	QOB250SWN	77.	QOB350SWN	113.

Table 9.17: QO® Arc-Fault Circuit Breakers ▲ □

Circuit Breaker Type	Ampere Rating▲	1P 120 Vac 10 kAIR 1 Space Required		1P 120 Vac 22 kAIR 1 Space Required	
		Catalog Number	\$ Price	Catalog Number	\$ Price
		Branch Feeder Arc-Fault Interrupter	15	QO115AFI	160.
	20	QO120AFI	160.	QO120VHAFI	347.
Combination Arc-Fault Interrupter	15	QO115CAFI	188.	QO115VCAFI	408.
	20	QO120CAFI	188.	QO120VCAFI	408.

Note: See page 7-12 for accessories.

Table 9.18: Base Price (With Solid Neutral)

Mains Rating	Main Lugs		Main Circuit Breaker (Circuit Breaker Interrupting Rating—pages 6-2 through 6-8) [▲]											
	2-pole	3-pole	Standard IC			HIC			Extra HIC			I-Limiter [®]		
			Circuit Breaker	2-pole	3-pole	Circuit Breaker	2-pole	3-pole	Circuit Breaker	2-pole	3-pole	Circuit Breaker	2-pole	3-pole
60 A	—	—	QOB	1192.	1464.	QOB-VH	1258.	1586.	HJ [▲]	2950.	3300.	FI	4088.	4858.
100 A	720.	832.	QOB	1254.	1562.	QOB-VH	1382.	1712.	HJ [▲]	2950.	3300.	FI	4088.	4858.
			HD	2030.	2380.	HG	2700.	3050.						
150 A	—	—	HD	3180.	3530.	HG	3840.	4190.	HJ [▲]	4000.	4350.	—	—	—
225 A	772.	928.	QB	2450.	2800.	QG	3740.	4090.	QJ	3970.	4320.	KI	7436.	8680.
			JD	3980.	4300.	JG	4510.	5100.	JJ [▲]	6450.	7280.			
			QD	3084.	3434.	—	—	—	—	—	—			
250 A	—	—	JD	4390.	4640.	JG	5040.	6020.	JJ [▲]	7100.	8020.	KI	8264.	9672.
400 A	1422.	1634.	LA	5366.	6106.	LH	7708.	8834.	LC	8620.	9780.	—	—	—
600 A [■]	2082.	2326.	—	—	—	—	—	—	LC	9420.	10440.	—	—	—

Note: Equipment Ground Bar—38.

Table 9.19: Branch Circuit Breakers

Circuit Breaker Ampere Rating	PLUG-ON or BOLT-ON			
	1-pole 120 Vac	2-pole 120/240 Vac	2-pole 240 Vac	3-pole 240 Vac
	\$ Price	\$ Price	\$ Price	\$ Price
Space Only				
All Space Only Except below	28.	58.	58.	86.
QOB-VH, Space Only (125–150 A)	—	116.	—	174.
10,000 AIR—Branch Circuit Breakers—QO[®], QOB, QO-H, QOB-H				
15–60	68.	134.	260. ♦	352.
70	100.	208.	296. ♦	396.
80–100	—	262.	380. ♦	458.
110–125	—	482.	—	—
10,000 AIR—Arc Fault Circuit Interrupters—QO-AFI, QOB-AFI				
15–20	400.	—	—	—
10,000 AIR—Combination Arc Fault Circuit Interrupters—QO-CAFI, QOB-CAFI				
15–20	470.	—	—	—
10,000 AIR—Qwik-Gard[®]—Class A—QO-GFI, QOB-GFI				
15–30	272.	488.	—	—
40–60	—	488.	—	—
(High Interrupting Capacity)				
22,000 AIR Branch Circuit Breakers—QO-VH, QOB-VH				
15–30	92.	212.	—	462.
35–60	—	212.	—	462.
70	—	292.	—	556.
80–100	—	378.	—	606.
110–125	—	1022.	—	1746. ★
150	—	1140. ★	—	1746. ★
22,000 AIR—Arc Fault Circuit Interrupters—QO-VHAFI, QOB-VHAFI				
15–20	824.	—	—	—
22,000 AIR—Combination Arc Fault Circuit Interrupters—QO-VHCAFI, QOB-VHCAFI				
15–20	940.	—	—	—
22,000 AIR—Qwik-Gard—Class A—QO-VHGF1, QOB-VHGF1				
15–30	294.	—	—	—
42,000 AIR Branch Circuit Breakers—QOH				
35–60	—	368. ▼	—	—
70	—	596. ▼	—	—
80–100	—	688. ▼	—	—
110–125	—	1402. ▼	—	—
65,000 AIR Branch Circuit Breakers—QH, QHB				
15–30	144.	348.	—	596.

Note: Shunt Trip, Auxiliary Switch, and Alarm Switch—accessories for circuit breakers—add \$ Price from page 7-12.

- ▲ QL, HJ, HL, JJ and JL circuit breakers are also available.
- Copper bus standard
- ♦ UL Listed for use on 3Ø, grounded BØ systems, (5,000 AIR for this application).
- ★ Bolt-On only, 2-pole requires 4 vertical spaces, 3-pole requires 6 vertical spaces.
- ▼ Plug-On only.
- △ Not available in Type 3R, 5, 12, except for 400 A main circuit breaker.

Table 9.20: Specialty Branch Circuit Breakers

Circuit Breaker Ampere Rating	PLUG-ON or BOLT-ON			
	1-pole 120 Vac	2-pole 120/240 Vac	2-pole 240 Vac	3-pole 240 Vac
	\$ Price	\$ Price	\$ Price	\$ Price
Specialty Branch Circuit Breakers (10,000 AIR)				
For High Intensity Discharge Lighting—QO-HID, QOB-HID				
15–30	78.	148.	—	376.
40–50	78.	148.	—	—
Switch Neutral—QO-SWN, QOB-SWN				
15–50	—	1-pole 2-Wire (2 spaces)	—	2-pole 3-Wire (3 spaces)
		154.	—	220.
High Magnetic Trip (For applications subject to high initial inrush)—QO-HM, QOB-HM				
15–20	68.	—	—	—
Provides 30 mA Equipment Protection—QO-EPD, QOB-EPD				
15–30	462.	828.	—	—

Sub-feed Circuit Breakers

Main lugs or main circuit breaker interior—1Ø or 3Ø.
Maximum 1 circuit breaker per 225 A main lug or 250 A main circuit breaker panelboard, 2 circuit breakers per 400–600 A panelboard.

Table 9.21: Sub-Feed Circuit Breaker (110–225 A)

(Refer to Cabinet Data table below for correct box size)

No. of Poles	Ampacity	QB	QD	QG [▲]	HD	HG [▲]	JD	JG [▲]
2	110–225 A	1218.	1762.	3812.	2456.	3500.	3020.	4220.
3	110–225 A	1848.	2296.	4608.	2872.	3798.	3370.	5100.
Space Only	110–225 A	826.	826.	826.	826.	826.	826.	826.

Table 9.22: Sub-Feed Circuit Breaker Cabinet Data

Max. No. of Branch Spaces (Does not include sub-feed circuit breaker spaces)	Box Height (20"W x 5.75"D)							
	225 A		250 A		400 A [△]		600 A	
	Main Lug	Main Circuit Breaker	Main Lug	Main Circuit Breaker	Main Lug	Main Circuit Breaker	Main Lug	Main Circuit Breaker
30	50	62	74	86	74	—	—	—
42	56	68	74	86	74	—	—	—
54	56	68	80	—	80	—	—	not available with MCB
72	62	74	86	—	86	—	—	
84	68	80	—	—	—	—	—	

Sub-feed Lugs

NOTE: AVAILABLE ON MAIN LUG INTERIORS ONLY. 1Ø or 3Ø.

Table 9.23: Sub Feed Wire Range Per Phase

Mains Rating	Incoming	Outgoing	Price per Panel
100	one #6-2/0 Al/Cu	one #6-2/0 Al/Cu	\$128.00
225	one 1/0-350 kcmil Al/Cu	one 1/0-350 kcmil Al/Cu	\$128.00
400	one 1/0-750 kcmil Cu only	one 1/0-750 kcmil Cu only	\$164.00

Table 9.24: Sub-Feed Lug Cabinet Data

Max. No. of Branch Spaces	Box Height (20"W x 5.75"D)		
	100 A	225 A	400 A
18	MH26	—	—
30	MH32	MH38	MH50
42	—	MH44	MH50
72	—	MH50	MH62
84	—	MH56	MH68

Feed-thru Lugs

Table 9.25: Feed-Thru Lugs

Mains Rating	Feed-Thru Wire Range Per Phase	\$ Price
100 A	one #6-2/0 Al/Cu	344.
225 A	one #6-350 kcmil Al/Cu	344.
400 A	one 1/0-750 kcmil or two 1/0-350 kcmil Al/Cu	826.
600 A	two 1/0-750 kcmil Al/Cu	826.

Table 9.26: Feed-Thru Lug Cabinet Data

Max. No. of Branch Spaces	Box Height (20"W x 5.75"D)					
	225 A		250 A		400 A	
	Main Lugs	Main Circuit Breaker	Main Lugs	Main Circuit Breaker	Main Lugs	Main Circuit Breaker ▲
30	38	50	50	62	62	74
42	38	50	56	68	62	80
72	50	62	68	80	74	—
84	56	68	68	80	80	—

▲ 8.75" deep box, ship fully assembled only.

Table 9.27: Ground Bars

	\$ Price Adder
Equipment Ground Bar	38.
Copper Ground Bar (Add to Equipment Ground Bar Price)	52.
Insulated/Isolated Ground Bar (Add to Equipment Ground Bar Price)	86.

Table 9.28: Name Plates

	\$ Price Adder
Standard white face/black letter laminated bakelite, 1" x 3.5", adhesive backed or screw mountable with screws in a bag assembly (Price includes engraving)	78.

Table 9.29: Copper Bus Bars

	\$ Price Adder
100 A, 225 A, 250 A	128.
400 A	388.
600 A	Standard

Table 9.30: Copper Neutral

	\$ Price Adder
100 A-600 A	132.

Table 9.31: 200% Rated Neutrals

		Add Per Panel \$ Price
Panelboards with 200% rated neutrals are not available with 250 A J- and K-frame main circuit breakers or integral lighting contactors		
100 A ■	one #6-2/0 kcmil Al/Cu per lug	586.
225 A ■	one #6-350 kcmil Al/Cu per lug	763.
400 A ■	one #1/0-750 kcmil Al/Cu per lug or two 1/0-300 kcmil per lug	950.

■ Two incoming neutral lugs per panel

Table 9.32: Metal Directory Frame

	\$ Price Adder
Replaces standard plastic stick-on directory pouch	140.

Table 9.33: Hinged Door-in-Door Trim

	Add Per Panel \$ Price
Hinged Door-in-Door Trim has piano hinge down one side. Inner door has a lock, outer door is retained with screws	646.
Hinged Door-in-Door with Outer Door Lock in place of screws	836.

Table 9.34: Weatherproof or Dusttight Cabinets-Type 3R, 5, 12

	\$ Price Adder
Note: 600 A LC main circuit breaker NQ panelboards are not available with a weatherproof enclosure (Use I-Line)	
400 and 600 A NQ panelboards with sub-feed circuit breakers are not available with a weatherproof enclosure (Use I-Line).	1516.

Table 9.35: Optional Factory Assembled Lugs for Main Lug Interiors

Main Lug Interiors:	Price Per Pole Adder			
	100A	225A	400A	600A
Aluminum Compression Lugs	58.	58.	148.	148.
Copper Mechanical Lugs	70.	108.	148.	168.
Copper Compression Lugs	70.	108.	148.	168.

Table 9.36: Optional Factory Assembled Lugs for Main Circuit Breaker Interiors

Main Circuit Breaker Interiors:	Price Per Pole Adder			
	H Frame	J Frame	LA Frame	LC Frame
Aluminum Compression Lugs	58.	98.	148.	148.
Copper Mechanical Lugs	70.	108.	148.	148.
Copper Compression Lugs	70.	108.	148.	148.

Note: optional lugs are not available for Q frame main or QOB circuit breakers

Table 9.37: Surgeloc® Hard Bus TVSS—Model IMA ♦

Surge Current Rating kA	Voltage		
	120/240 V 1Ø3W	208Y/120 V 3Ø4W	240/120 V 3Ø4W High Leg
100	12110.	14310.	14310.
120	13454.	15654.	15654.
160	16386.	18586.	18586.
200	19196.	23596.	23596.
240	23760.	27440.	27440.

Table 9.38: Surgeloc TVSS Options

Description	\$ Price
Surge Counter	1650.
Dry Contacts	Standard
Remote Monitor	2588.

♦ TVSS units add 18" of box height in NQ panelboards
Note: Additional factory modifications, see 9-12.

Table 9.39: NQ Lighting Contactors—Mechanically Held

Ampacity	Mechanically Held		
	Type	\$ Price	Minimum Additional Box Height Required H (in.)
Square D Type PB ▲			
30 A 2P	PBM10B	3772.	18
60 A 2P	PBP10B	4634.	
75 A 2P	PBN10B	4986.	
100 A 2P	PBQ10B	5072.	
150 A 2P	PBR10B	7156.	
200 A 2P	PBV10B	8692.	
225 A 2P	PBW10B	9830.	
30 A 3P	PBM11B	3740.	
60 A 3P	PBP11B	4754.	
75 A 3P	PBN11B	5628.	
100 A 3P	PBQ11B	6454.	
150 A 3P	PBR11B	8078.	
200 A 3P	PBV11B	8736.	
225 A 3P	PBW11B	10062.	
ASCO Type 920 □			
30 A 2P	9202030	4694.	18
60 A 2P	9202060	5954.	
75 A 2P	9202075	5954.	
100 A 2P	9202100	6194.	
150 A 2P	9202150	9242.	
200 A 2P	9202200	10882.	
225 A 2P	9202225	11875.	
30 A 3P	9203030	5436.	
60 A 3P	9203060	7638.	
75 A 3P	9203075	7638.	
100 A 3P	9203100	9184.	
150 A 3P	9203150	12998.	
200 A 3P	9203200	14434.	
225 A 3P	9203225	15750.	

Table 9.40: Current Density Rated Panelboard Bus and Special Plating for Copper Bus

Ampacity	Copper Bus Special Plating \$ List Price Adder ▲	Current Density Rated Bus \$ List Price Adder	
	Tin or Silver Plating	1000 A/in ² Cu	750 A/in ² Al
100 A	1240.	510.	340. ■
125 A	1240.	510.	340. ■
225 A	1240.	610. ◆	340. ■
250 A	1240.	610. ◆	456. ■
400 A	2080.	830.	572. ■

Table 9.41: NQ Panelboard Split Bus Bars

Maximum Ampacity MLO	\$ List Price Adder		Maximum Number of Pole Spaces Available		Box Height (ft.)
	1-phase	3-phase	Main	Split	
NQ Panelboards—125 A Maximum Lugs on Split Bus Section ▼					
225 A	600.	900.	18	30	44
	600.	900.	30	18	44
	600.	900.	30	30	44

Note: For applications with main circuit breaker panelboards, contact the Square D/Schneider Electric local Field Sales Office.

- ▲ Standard copper bus plating material
– NQ: Silver plated bus/tin plated connectors
- Not available in NQ.
- ◆ NQ available in 42 circuit only.
- ★ Additional box height required when using contactor.
- ▼ When greater than 125 A lugs are required on the split section of the bus, consult your local Square D/Schneider Electric sales office for box height.
- △ If two-wire control is required — Square D Add 708. (No additional width or depth required)
- If two-wire control is required — ASCO Add 1412. (No additional width or depth required)

Main Circuit Breaker Without Overload Trip (Automatic Molded Case Switch)

- (Not UL Listed)
\$ Price as standard main circuit breaker, No adder

Shunt Trip Circuit Breakers

- See page 7-35 for pricing.

NOTE: For molded case switch and automatic molded case switch short circuit current ratings, see page 7-33.

For information on the following Special Features please refer to the Supplemental & Obsolescence Digest.

- Powerlogic® metering ◇
- Customer equipment space (NQ) ◇
- Increased box depth ◇
- Increased gutters—top, bottom and sides ◇
- Non-standard paint ◇
- Welded base channel ◇
- Type 1 gasketed ◇
- Type 2 drip hood ◇
- Type 3R/4/4X/5/12 stainless steel enclosure ◇
- Type 4X fiberglass enclosure ◇
- Stainless steel trim front ◇
- Padlockable hasp ◇
- Special locks (Corbin, Yale, Best) ◇
- Equal height boxes ◇
- Common trim to cover two equal height boxes ◇
- Panelboard skirt—hides conduits feeding a panelboard ◇
- Panelboard wireway—for terminating conduit in wireway endwall ◇
- Panelboard interiors and special fronts to fit existing boxes

◇ Supported by the Panelboard Product Selector

Table 9.42: NQ Standard Aluminum Mechanical Lugs—Main Lugs

Panel Type	Ampere Rating	Lug Wire Range [▲]
NQ	100	one #6-2/0 Al/Cu
	225	one #6-350 kcmil Al/Cu
	400	one 1/0-750 kcmil or two 1/0-350 kcmil Al/Cu
	600	two 1/0-750 kcmil Al/Cu



Table 9.43: NQ Standard Aluminum Mechanical Lugs—Main Circuit Breaker

Panel Type	Ampere Rating	Circuit Breaker Type	Lug Wire Range [▲]
NQ	100	QOB	one #4-#2/0 Al/Cu
	100	FI	one #14-#1/0 Al/Cu
	150	HD, HG, HJ, HL	one #14-#3/0 Al/Cu
	225	QB, QD, QG, QJ	one #14-1/0 Cu or #8-1/0 Al
	250	JD, JG, JJ, JL	one #3/0-350 kcmil Al/Cu [▲]
	250	KI	one #1/0-350 kcmil Al/Cu
	400	LA, LH	one #1-600 kcmil Al/Cu or two #1-250 kcmil Al/Cu
	600	LC	two #4/0-500 kcmil Al/Cu

[▲] The lug range shown is for the highest amperage of the circuit breaker frame shown in the table.

A

Accessories
 NQ merchandised panelboards 8

B

Branch circuit breakers for panelboards
 QO/QOB circuit breakers for NQ panelboards 9

F

Factory assembled NQ panelboards
 branch circuit breakers 10
 sub-feed circuit breakers 10

H

Hard Bus TVSS 11
 hinged trim for NQ panelboards 6–7

L

Lighting and appliance panelboards 6, 10
 Lighting contactors
 mechanically held ASCO Type 920 12
 Lugs - optional - for NQ Panelboards 11

M

Main circuit breaker
 without overload trip panelboards 12

N

NQ factory assembled panelboards
 pricing procedures 5
 NQ merchandised panelboards 6
 20" wide enclosures panelboards 6–8
 main lug interiors with TVSS 6
 pricing procedures 5
 NQ panelboards 10
 series ratings 4
 terminal data 13
 NQ factory assembled panelboards 10, 11

P

Panelboards
 NQ factory assembled 10–11
 feed-thru lugs 11
 shunt trip circuit breakers 12
 sub-feed lugs 11
 Pricing procedures
 merchandised and factory assembled panelboards 5

S

Series ratings 4
 NQ panelboards 4
 Shunt trip circuit breakers panelboards 12
 Surgelagic
 TVSS 11

T

Terminal data
 NQ panelboards 13
 TVSS
 Surgelagic 11
 TVSS in NQ Panelboards
 Factory Assembled Adder 11
 Ready to Assemble Interiors 6–7
 Type 1 Enclosures for NQ Panelboards 6–7
 Type 3R, 5 and 12 Enclosures for NQ Panelboards 6–7

Schneider Electric USA

1010 Airpark Center Drive
Nashville, TN 37217 USA
1-888-Square D
1-888-778-2733
www.us.SquareD.com

1640PL0801 © 2008 Schneider Electric All Rights Reserved

X-ON Electronics

Largest Supplier of Electrical and Electronic Components

Click to view similar products for [schneider](#) manufacturer:

Other Similar products are found below :

[LU9M1](#) [7D](#) [7S](#) [7XA1](#) [FNQR2](#) [8501RS44V24](#) [8501RSD14P14V51](#) [8501XO20V03Y414](#) [9001KXRK](#) [9001SKR9P35RH25](#) [9001SKT35L31](#)
[9003K2C003GA](#) [9007AA1](#) [9007BA1](#) [9007C54D](#) [9007C62A2](#) [9007CA11](#) [9007FA3](#) [9007HA4](#) [9007HA6](#) [9007KA1](#) [9007KB11](#)
[9007MS01S0206](#) [9007MS02S0300](#) [9012GAR4](#) [9012GAW2](#) [9012GBW1](#) [9012GDW5E3](#) [9012GFW1](#) [9012GNG1](#) [9012GNG3](#) [9012GNG6](#)
[9013FHG39J69](#) [9013GHG2J30](#) [9050JCK2F30V14](#) [GV2ME32](#) [GVAN20](#) [GZ1E02](#) [A9F05110](#) [A9F07102](#) [ABL8RPS24030](#) [DL1BLB](#)
[ATS01N206QN](#) [RSL1PRJU](#) [9001KA35](#) [9001KA3G](#) [9001KA4](#) [9001KR1GH5](#) [9001KR1U](#) [9001KXSDC](#)