



Main

Range of Product	Harmony Control Relays
Product or Component Type	3-phase control relay
Relay Type	Control relay
Phase	3 phase
Relay name	RM22TA
Relay monitored parameters	Phase sequence Phase failure detection Asymmetry
Time delay type	Adjustable 0.1...30 s, +/- 10 % of the full scale value on crossing the threshold Tt
Switching capacity in VA	2000 VA
Measurement range	380...480 V voltage AC
Contacts type and composition	2 C/O

Complementary

Reset time	1500 ms at maximum voltage
Maximum switching voltage	250 V AC
Minimum switching current	10 mA 5 V DC
Maximum switching current	8 A AC
[Us] Rated Supply Voltage	380...480 V AC
Supply voltage limits	304...576 V AC
Operating limits	- 20 % + 20 % Un
Power consumption in VA	15 VA 480 V AC 60 Hz
Voltage detection threshold	< 100 V AC
Supply voltage frequency	50...60 Hz +/- 10 %
Output contacts	2 C/O
Setting accuracy of the switching threshold	+/- 10 % of the full scale
Switching threshold drift	<= 0.05 % per degree centigrade depending permissible ambient air temperature <= 1 % within the supply voltage range
Setting accuracy of time delay	10 P
Time delay drift	<= 0.05 % per degree centigrade depending permissible ambient air temperature <= 1 % within the supply voltage range
Hysteresis	2 % fixed selectable
Run-up delay at power-up	650 ms
Maximum measuring cycle	150 ms measurement cycle as true rms value
Threshold adjustment voltage	2...20 % of Un selected
Voltage range	380...480 V phase to phase
Adjustment of asymmetry threshold	5...15 % of Un selected
Repeat accuracy	+/- 0.5 % input and measurement circuit +/- 3 % time delay
Measurement error	< 1 % over the whole range with voltage variation < 0.05 %/°C with temperature variation
Response time	<= 300 ms
Overvoltage category	III IEC 60664-1 III UL 508
Insulation resistance	> 100 MOhm 500 V DC IEC 60255-27

The information provided in this documentation contains general descriptions and/or technical characteristics of the performance of the products contained herein. This documentation is not intended as a substitute for and is not to be used for determining suitability or reliability of these products for specific user applications. It is the duty of any such user or integrator to perform the appropriate and complete risk analysis, evaluation and testing of the products with respect to the relevant specific application or use thereof. Neither Schneider Electric Industries SAS nor any of its affiliates or subsidiaries shall be responsible or liable for misuse of the information contained herein.

Mounting position	Any position
Connections - terminals	Screw terminals, 2 x 0.5...2 x 2.5 mm ² AWG 20...AWG 14) solid without cable end Screw terminals, 2 x 0.2...2 x 1.5 mm ² AWG 24...AWG 16) flexible with cable end Screw terminals, 1 x 0.5...1 x 3.3 mm ² AWG 20...AWG 12) solid without cable end Screw terminals, 1 x 0.2...1 x 2.5 mm ² AWG 24...AWG 14) flexible with cable end
Tightening torque	5.31...8.85 lbf.in (0.6...1 N.m) IEC 60947-1
Housing material	Self-extinguishing plastic
Status LED	Relay ON LED Yellow) Power ON LED Green)
Mounting support	35 mm DIN rail conforming to EN/IEC 60715
Electrical durability	100000 cycles
Mechanical durability	10000000 cycles
Utilisation category	AC-15 IEC 60947-5-1 DC-13 IEC 60947-5-1 AC-1 IEC 60947-4-1 DC-1 IEC 60947-4-1
Safety reliability data	MTTFd = 388.1 years B10d = 350000
Contacts material	Cadmium free
Width	0.89 in (22.5 mm)
Net Weight	0.20 lb(US) (0.09 kg)

Environment

Immunity to microbreaks	10 ms
Electromagnetic compatibility	Immunity for residential, commercial and light-industrial environments EN/IEC 61000-6-1 Immunity for industrial environments EN/IEC 61000-6-2 Emission standard for residential, commercial and light-industrial environments EN/IEC 61000-6-3 Emission standard for industrial environments EN/IEC 61000-6-4 Electrostatic discharge 6 kV contact discharge)level 3 IEC 61000-4-2 Electrostatic discharge 8 kV air discharge)level 3 IEC 61000-4-2 Radiated radio-frequency electromagnetic field immunity test 10 V/mlevel 3 IEC 61000-4-3 Electrical fast transient/burst immunity test 4 kV direct)level 4 IEC 61000-4-4 Electrical fast transient/burst immunity test 2 kV capacitive coupling)level 4 IEC 61000-4-4 Surge immunity test 4 kV common mode)level 4 IEC 61000-4-5 Surge immunity test 2 kV differential mode)level 4 IEC 61000-4-5 Conducted and radiated emissionsclass B group 1 CISPR 11 Conducted and radiated emissionsclass B CISPR 22
Standards	EN/IEC 60255-1
Product Certifications	GL EAC CCC CE CSA UL RCM
Ambient Air Temperature for Storage	-40...158 °F (-40...70 °C)
Ambient air temperature for operation	-4...122 °F (-20...50 °C) 60 Hz -4...140 °F (-20...60 °C) 50 Hz AC/DC
Relative humidity	93...97 % 77...131 °F (25...55 °C) IEC 60068-2-30
Vibration resistance	0.075 mm 10...58.1 Hz) not in operation IEC 60068-2-6 1 gn 10...58.1 Hz) not in operation IEC 60068-2-6 0.035 mm 58.1...150 Hz) in operation IEC 60068-2-6 0.5 gn 58.1...150 Hz) in operation IEC 60068-2-6
Shock resistance	15 gn 11 ms) not in operation IEC 60068-2-27 5 gn 11 ms) in operation IEC 60068-2-27
IP degree of protection	IP20 IEC 60529 terminals) IP40 IEC 60529 housing) IP50 IEC 60529 front panel)
Pollution degree	3 IEC 60664-1 3 UL 508
Dielectric test voltage	2.5 kV AC 50 Hz, 1 min IEC 60255-27

Ordering and shipping details

Category	22380 - RELAYS-MEASUREMENT (RM17-RM35)
Discount Schedule	CP2
GTIN	3606480792151
Nbr. of units in pkg.	1
Package weight(Lbs)	3.67 oz (104 g)
Returnability	Yes
Country of origin	ID

Packing Units

Unit Type of Package 1	PCE
Package 1 Height	1.02 in (2.6 cm)
Package 1 width	3.23 in (8.2 cm)
Package 1 Length	3.74 in (9.5 cm)
Unit Type of Package 2	S02
Number of Units in Package 2	40
Package 2 Weight	9.85 lb(US) (4.47 kg)
Package 2 Height	5.91 in (15 cm)
Package 2 width	11.81 in (30 cm)
Package 2 Length	15.75 in (40 cm)
Unit Type of Package 3	P06
Number of Units in Package 3	640
Package 3 Weight	181.53 lb(US) (82.34 kg)
Package 3 Height	29.53 in (75 cm)
Package 3 width	23.62 in (60 cm)
Package 3 Length	31.50 in (80 cm)

Offer Sustainability

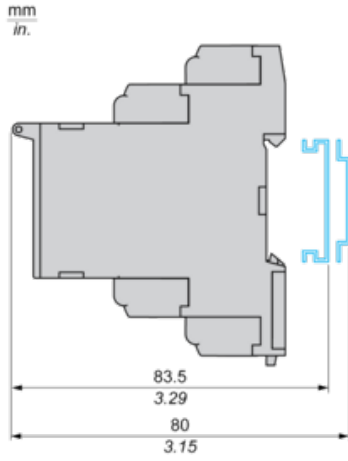
Sustainable offer status	Green Premium product
California proposition 65	WARNING: This product can expose you to chemicals including: Lead and lead compounds, which is known to the State of California to cause cancer and birth defects or other reproductive harm. For more information go to www.P65Warnings.ca.gov
REACH Regulation	REACH Declaration
EU RoHS Directive	Pro-active compliance (Product out of EU RoHS legal scope) EU RoHS Declaration
Mercury free	Yes
RoHS exemption information	Yes
China RoHS Regulation	China RoHS Declaration
Environmental Disclosure	Product Environmental Profile
Circularity Profile	End Of Life Information

Dimensions



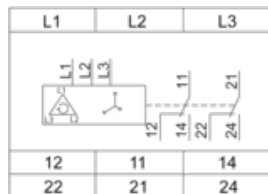
Mounting and Clearance

Rail Mounting



3-Phase Control Relay

Wiring Diagram



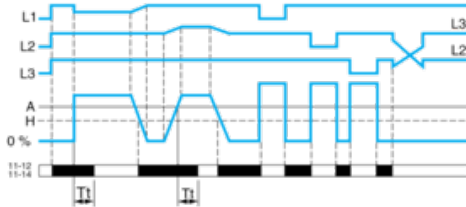
L1,L2,L3 : Supply to be monitored

11-14,12 : 1st C/O contact of output relay

21-24,22 : 2nd C/O contact of output relay

Function Diagram

Phase Sequence Control, Phase Failure Detection ($U_{\text{measured}} < 0.7 \times \text{nominal supply voltage}$), and Asymmetry Detection



Legend

Tt Time delay after crossing of threshold

L1, L2, L3 Phases of the supply voltage monitored

A Asymmetry threshold

H Hysteresis

11-12, 11-14 Output relay connections

Relay status: black color = energized.

X-ON Electronics

Largest Supplier of Electrical and Electronic Components

Click to view similar products for [Industrial Relays](#) category:

Click to view products by [Schneider](#) manufacturer:

Other Similar products are found below :

[6-1617801-8](#) [6-1618107-9](#) [7-1618273-3](#) [EV250-4A-02](#) [EV250-6A-01](#) [FCA-125-CX8](#) [FCA-325-159](#) [FCA-410-138](#) [8000-S3121](#) [8-1618273-6](#)
[8-1618393-1](#) [GCA63A220VAC60HZ](#) [GCA63A277VAC60HZ](#) [GCA63A600VAC60HZ](#) [1-1672275-3](#) [1-1833005-4](#) [H-16/S1](#) [A711Z](#) [H-8C](#)
[H-8/S11](#) [H-8/S68](#) [ACC530U20](#) [ACC730U30](#) [RF303ZM4-12](#) [DH18DA](#) [1423675-8](#) [AR4-15F13-C01](#) [AR7-41F11](#) [AVR907](#) [15732A200](#)
[B07B032AC1-0329](#) [B329](#) [B490A](#) [1618279-1](#) [BHR124Y](#) [1810DDB-SX](#) [N417](#) [P30C42A12D1-120](#) [2-1617748-6](#) [2-1618375-1](#) [2-1618396-6](#)
[2-1618398-1](#) [JMAPD-5XL](#) [JMGACD-5M](#) [JMGSC-5LW](#) [JMGSCD-5L](#) [PBO-18A1218](#) [PBO-40A3040](#) [K8DSPH1200480VAC](#) [KA-3C-12A](#)