

# RMPT50BD

temperature transmitter - 0..250 °C/32..482 °F -  
for Universal Pt100 probes

Product availability: Non-Stock - Not normally stocked in distribution facility



## Main

Range of product	Zelio Analog
Product or component type	Converter for Universal Pt100 probes
Analogue input type	Temperature probe 0...250 °C/32...482 °F Pt 100 2, 3 or 4 wires
Analogue output type	Current 0...20 mA <= 500 Ohm Current 4...20 mA <= 500 Ohm Voltage 0...10 V >= 100 kOhm

## Complementary

Protection type	Overvoltage protection on output (+/- 30 V) Reverse polarity protection on power supply Short-circuit protection on output Reverse polarity protection on output
Abnormal analogue output voltage	-15...-11 V when no input or input wire broken 11...15 V when no input or input wire broken
Abnormal analogue output current	0...-30 mA when no input or input wire broken 22...30 mA when no input or input wire broken
[Us] rated supply voltage	24 V DC non isolated +/- 20 %
Current consumption	<= 40 mA voltage output <= 60 mA current output
Local signalling	LED green (power ON)
Measurement error	+/- 0.5 % of full scale (3 or 4 wires) at 20 °C +/- 1 % of full scale (2 wires) at 20 °C +/- 10 % of full scale at 20 °C (electromagnetic interference of 10 V/m)
Repeat accuracy	+/- 0.2 % full scale at 20 °C +/- 0.6 % full scale at 60 °C
Temperature coefficient	150 ppm/°C
Maximum wiring resistance	0.2 Ohm connection in 2 wires
Clamping connection capacity	2 x 1.5 mm <sup>2</sup> 1 x 2.5 mm <sup>2</sup>
Tightening torque	5.31...9.73 lbf.in (0.6...1.1 N.m)
Marking	CE
Surge withstand	0.5 kV 1.2/50 µs conforming to IEC 61000-4-5
[Ui] rated insulation voltage	2000 V
Fixing mode	Clip-on, 35 mm symmetrical DIN rail Fixed, mounting plate
Safety reliability data	MTTFd = 32.9 years B10d = 30437
Product weight	0.26 lb(US) (0.12 kg)

The information provided in this documentation contains general descriptions and/or technical characteristics of the performance of the products contained herein. This documentation is not intended as a substitute for and is not to be used for determining suitability or reliability of these products for specific user applications. It is the duty of any such user or integrator to perform the appropriate and complete risk analysis, evaluation and testing of the products with respect to the relevant specific application or use thereof. Neither Schneider Electric Industries SAS nor any of its affiliates or subsidiaries shall be responsible or liable for misuse of the information contained herein.

## Environment

Electromagnetic compatibility	Electrostatic discharge (test level: 6 kV, level 3 - contact discharge) conforming to IEC 61000-4-2 Electrostatic discharge (test level: 8 kV, level 3 - air discharge) conforming to IEC 61000-4-2
Standards	EN/IEC 60584-1 DIN 43760 EN/IEC 60947-1 EN/IEC 60751
Product certifications	CSA GL UL
IP degree of protection	IP20 terminal block IP50 housing
Fire resistance	1562 °F (850 °C) conforming to IEC 60695-2-1 1562 °F (850 °C) conforming to UL
Shock resistance	50 gn 11 ms conforming to IEC 60068-2-27
Vibration resistance	5 gn (f = 10...100 Hz) conforming to IEC 60068-2-6
Resistance to fast transients	1 kV on input-output conforming to IEC 61000-4-4 2 kV on power supply conforming to IEC 61000-4-4
Disturbance radiated/conducted	CISPR 11 CISPR 22 group 1 - class B
Ambient air temperature for storage	-40...185 °F (-40...85 °C)
Ambient air temperature for operation	32...122 °F (0...50 °C) (mounting side by side) 32...140 °F (0...60 °C) (2 cm spacing)
Pollution degree	2 conforming to IEC 60664-1

## Ordering and shipping details

Category	22375 - INTERFACE MODULE(ABA,R,S)
Discount Schedule	CP2
GTIN	003389110108989
Nbr. of units in pkg.	1
Package weight(Lbs)	0.26000000000000001
Returnability	N
Country of origin	ID

## Offer Sustainability

California proposition 65	WARNING: This product can expose you to chemicals including:
----- Substance 1	Nickel compounds, which is known to the State of California to cause cancer, and
----- Substance 2	Di-isodecyl phthalate (DIDP), which is known to the State of California to cause birth defects or other reproductive harm.
----- More information	For more information go to <a href="http://www.p65warnings.ca.gov">www.p65warnings.ca.gov</a>

## Contractual warranty

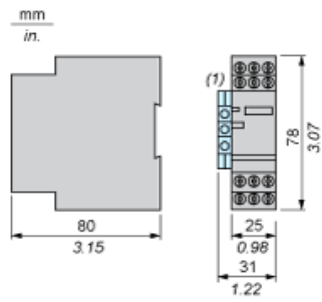
Warranty period	18 months
-----------------	-----------

---

Analog Interface (Converter)

---

Dimensions



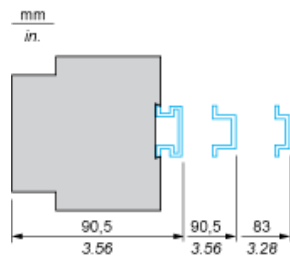
(1) Terminal block AB1TP435U or AB1RRNTP435U2

---

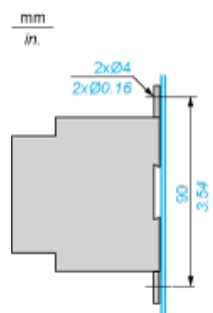
## Mounting

---

### Mounting on Rails AM1•••••

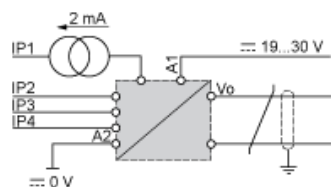


### Panel Mounting



Analog Interface: Converter for Universal Pt100 Probe

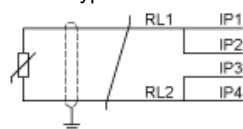
Wiring Diagram



The input, output and power supply lines must be kept away from the power cables to avoid effects due to induced interference. The input and output cables must be shielded as indicated in the schemes and must be kept away from each other.

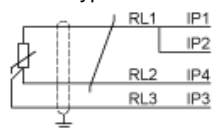
Input Connections

2-wire type



$$RL1 + RL2 \leq 200 \text{ m}\Omega$$

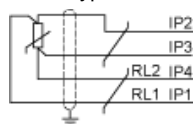
3-wire type



$$RL1 = RL2 = RL3$$

$$RL1 + RL2 \geq 200 \text{ }\Omega$$

4-wire type



$$RL1 + RL2 \leq 200 \text{ }\Omega$$

## X-ON Electronics

Largest Supplier of Electrical and Electronic Components

*Click to view similar products for [Industrial Relays](#) category:*

*Click to view products by [Schneider](#) manufacturer:*

Other Similar products are found below :

[6-1617801-8](#) [6-1618107-9](#) [7-1618273-3](#) [EV250-4A-02](#) [EV250-6A-01](#) [FCA-125-CX8](#) [FCA-325-159](#) [FCA-410-138](#) [8000-S3121](#) [8-1618273-6](#)  
[8-1618393-1](#) [GCA63A220VAC60HZ](#) [GCA63A277VAC60HZ](#) [GCA63A600VAC60HZ](#) [1-1672275-3](#) [1-1833005-4](#) [H-16/S1](#) [A711Z](#) [H-8C](#)  
[H-8/S11](#) [H-8/S68](#) [ACC530U20](#) [ACC730U30](#) [RF303ZM4-12](#) [DH18DA](#) [1423675-8](#) [AR4-15F13-C01](#) [AR7-41F11](#) [AVR907](#) [15732A200](#)  
[B07B032AC1-0329](#) [B329](#) [B490A](#) [1618279-1](#) [BHR124Y](#) [1810DDB-SX](#) [N417](#) [P30C42A12D1-120](#) [2-1617748-6](#) [2-1618375-1](#) [2-1618396-6](#)  
[2-1618398-1](#) [JMAPD-5XL](#) [JMGACD-5M](#) [JMGSC-5LW](#) [JMGSCD-5L](#) [PBO-18A1218](#) [PBO-40A3040](#) [K8DSPH1200480VAC](#) [KA-3C-12A](#)