

Product availability: Stock - Normally stocked in distribution facility



Main

Range of product	Zelio Relay
Series name	Interface relay
Product or component type	Plug-in relay
Device short name	RSB
Contacts type and composition	1 C/O
Contact operation	Standard
[Uc] control circuit voltage	24 V AC
[Ithe] conventional enclosed thermal current	16 A at -40...104 °F (-40...40 °C)
Status LED	Without
Control type	Without push-button
Sale per indivisible quantity	10

Complementary

Shape of pin	Flat (PCB type)
Average coil resistance	368 Ohm (AC) at 20 °C +/- 10 %
System Voltage	19.2...36 V, 50/60 Hz AC
[Ui] rated insulation voltage	400 V conforming to EN/IEC 60947
[Uimp] rated impulse withstand voltage	3.6 kV conforming to IEC 61000-4-5
Contacts material	Silver alloy (AgNi)
[Ie] rated operational current	16 A, NO (AC-1/DC-1) conforming to IEC 8 A, NC (AC-1/DC-1) conforming to IEC
Minimum switching current	10 mA
Maximum switching voltage	250 V DC conforming to IEC
Minimum switching voltage	12 V
Maximum switching capacity	4000 VA/448 W
Resistive rated load	16 A at 250 V AC 16 A at 28 V DC
Minimum switching capacity	120 mW at 10 mA / 12 V
Operating rate	<= 600 cycles/hour under load <= 18000 cycles/hour no-load
Mechanical durability	10000000 cycles
Electrical durability	100000 cycles (16 A at 250 V, AC-1) NO 100000 cycles (8 A at 250 V, AC-1) NC
Operating time	20 ms operating 20 ms reset
Marking	CE
Average coil consumption	0.75 VA AC
Drop-out voltage threshold	>= 0.15 U _c AC
Safety reliability data	B10d = 100000
Protection category	RT I
Test levels	Level A group mounting
Operating position	Any position
Product weight	0.03 lb(US) (0.014 kg)
Device presentation	Complete product

Environment

Dielectric strength	1000 V AC between contacts 2500 V AC between poles 5000 V AC between coil and contact
Standards	UL 508 EN/IEC 61810-1 CSA C22.2 No 14
Product certifications	EAC CSA UL
Ambient air temperature for storage	-40...185 °F (-40...85 °C)
Vibration resistance	+/- 1 mm (f = 10...55 Hz) conforming to EN/IEC 60068-2-6
IP degree of protection	IP40 conforming to EN/IEC 60529
Shock resistance	10 gn for 11 ms not operating conforming to EN/IEC 60068-2-27 5 gn for 11 ms in operation conforming to EN/IEC 60068-2-27
Ambient air temperature for operation	-40...158 °F (-40...70 °C) (AC)

Ordering and shipping details

Category	21127 - ZELIO ICE CUBE RELAYS
Discount Schedule	CP2
GTIN	00785901938712
Nbr. of units in pkg.	10
Package weight(Lbs)	2.9999999999999999E-2
Returnability	Y
Country of origin	AT

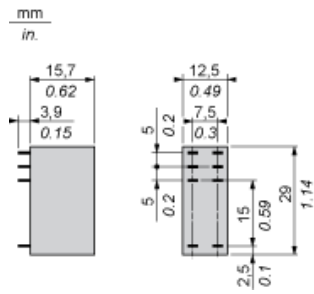
Offer Sustainability

California proposition 65	WARNING: This product can expose you to chemicals including:
----- Substance 1	Nickel compounds, which is known to the State of California to cause cancer, and
----- Substance 2	Di-isodecyl phthalate (DIDP), which is known to the State of California to cause birth defects or other reproductive harm.
----- More information	For more information go to www.p65warnings.ca.gov

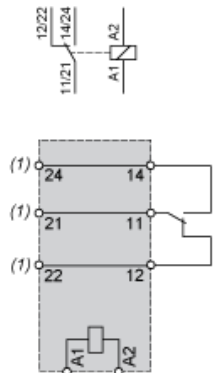
Contractual warranty

Warranty period	18 months
-----------------	-----------

Dimensions



Wiring Diagram



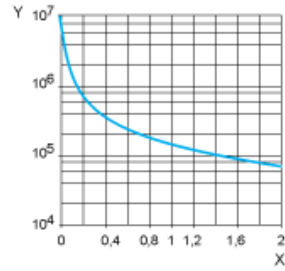
(1) Terminals 11 and 21, 14 and 24, 12 and 22 must be linked for this references

NOTE: For DC input, A1 have to be +, otherwise it would short circuit from protection module

Electrical Durability of Contacts

Durability (inductive load) = durability (resistive load) x reduction coefficient.

Resistive AC load



X Switching capacity (kVA)

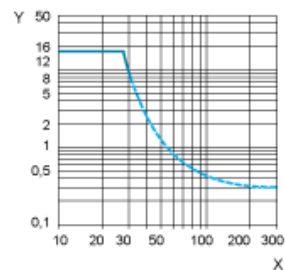
Y Durability (Number of operating cycles)

Reduction coefficient for inductive AC load (depending on power factor $\cos \phi$)



Y Reduction coefficient (A)

Maximum switching capacity on resistive DC load



X Voltage DC

Y Current DC

Note : These are typical curves, actual durability depends on load, environment, duty cycle, etc.

X-ON Electronics

Largest Supplier of Electrical and Electronic Components

Click to view similar products for [Industrial Relays](#) category:

Click to view products by [Schneider](#) manufacturer:

Other Similar products are found below :

[6-1617801-8](#) [6-1618107-9](#) [7-1618273-3](#) [EV250-4A-02](#) [EV250-6A-01](#) [FCA-125-CX8](#) [FCA-325-159](#) [FCA-410-138](#) [8000-S3121](#) [8-1618273-6](#)
[8-1618393-1](#) [GCA63A220VAC60HZ](#) [GCA63A277VAC60HZ](#) [GCA63A600VAC60HZ](#) [1-1672275-3](#) [1-1833005-4](#) [H-16/S1](#) [A711Z](#) [H-8C](#)
[H-8/S11](#) [H-8/S68](#) [ACC530U20](#) [ACC730U30](#) [RF303ZM4-12](#) [DH18DA](#) [1423675-8](#) [AR4-15F13-C01](#) [AR7-41F11](#) [AVR907](#) [15732A200](#)
[B07B032AC1-0329](#) [B329](#) [B490A](#) [1618279-1](#) [BHR124Y](#) [1810DDB-SX](#) [N417](#) [P30C42A12D1-120](#) [2-1617748-6](#) [2-1618375-1](#) [2-1618396-6](#)
[2-1618398-1](#) [JMAPD-5XL](#) [JMGACD-5M](#) [JMGSC-5LW](#) [JMGSCD-5L](#) [PBO-18A1218](#) [PBO-40A3040](#) [K8DSPH1200480VAC](#) [KA-3C-12A](#)