

Product availability: Stock - Normally stocked in distribution facility



Main

Range of product	Zelio Relay
Series name	Interface relay
Product or component type	Plug-in relay
Device short name	RSB
Contacts type and composition	2 C/O
Contact operation	Standard
[Uc] control circuit voltage	24 V DC
[Ithe] conventional enclosed thermal current	8 A at -40...104 °F (-40...40 °C)
Status LED	Without
Control type	Without push-button
Sale per indivisible quantity	10

Complementary

Shape of pin	Flat (PCB type)
Average coil resistance	1440 Ohm (DC) at 20 °C +/- 10 %
System Voltage	16.8...36 V DC
[Ui] rated insulation voltage	400 V conforming to EN/IEC 60947
[Uimp] rated impulse withstand voltage	3.6 kV conforming to IEC 61000-4-5
Contacts material	Silver alloy (AgNi)
[Ie] rated operational current	4 A, NC (AC-1/DC-1) conforming to IEC 8 A, NO (AC-1/DC-1) conforming to IEC
Minimum switching current	10 mA
Maximum switching voltage	250 V DC conforming to IEC
Minimum switching voltage	12 V
Maximum switching capacity	2000 VA/224 W
Resistive rated load	8 A at 250 V AC 8 A at 28 V DC
Minimum switching capacity	120 mW at 10 mA / 12 V
Operating rate	<= 600 cycles/hour under load <= 18000 cycles/hour no-load
Mechanical durability	30000000 cycles
Electrical durability	100000 cycles (8 A at 250 V, AC-1) NO 100000 cycles (4 A at 250 V, AC-1) NC
Operating time	20 ms operating 20 ms reset
Marking	CE
Average coil consumption	0.45 W DC
Drop-out voltage threshold	>= 0.1 Uc DC
Safety reliability data	B10d = 100000
Protection category	RT I
Test levels	Level A group mounting
Operating position	Any position
Product weight	0.03 lb(US) (0.014 kg)
Device presentation	Complete product

The information provided in this documentation contains general descriptions and/or technical characteristics of the performance of the products contained herein. This documentation is not intended as a substitute for and is not to be used for determining suitability or reliability of these products for specific user applications. It is the duty of any such user or integrator to perform the appropriate and complete risk analysis, evaluation and testing of the products with respect to the relevant specific application or use thereof. Neither Schneider Electric Industries SAS nor any of its affiliates or subsidiaries shall be responsible or liable for misuse of the information contained herein.

Environment

Dielectric strength	1000 V AC between contacts 2500 V AC between poles 5000 V AC between coil and contact
Standards	CSA C22.2 No 14 UL 508 EN/IEC 61810-1
Product certifications	UL CSA EAC
Ambient air temperature for storage	-40...185 °F (-40...85 °C)
Vibration resistance	+/- 1 mm (f = 10...55 Hz) conforming to EN/IEC 60068-2-6
IP degree of protection	IP40 conforming to EN/IEC 60529
Shock resistance	10 gn for 11 ms not operating conforming to EN/IEC 60068-2-27 5 gn for 11 ms in operation conforming to EN/IEC 60068-2-27
Ambient air temperature for operation	-40...185 °F (-40...85 °C) (DC)

Ordering and shipping details

Category	21127 - ZELIO ICE CUBE RELAYS
Discount Schedule	CP2
GTIN	00785901618133
Nbr. of units in pkg.	10
Package weight(Lbs)	2.9999999999999999E-2
Returnability	Y
Country of origin	AT

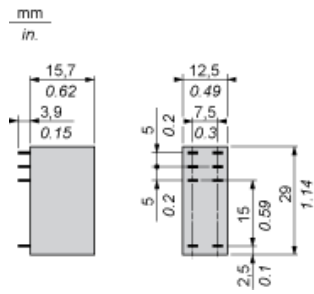
Offer Sustainability

California proposition 65	WARNING: This product can expose you to chemicals including:
----- Substance 1	Nickel compounds, which is known to the State of California to cause cancer, and
----- Substance 2	Di-isodecyl phthalate (DIDP), which is known to the State of California to cause birth defects or other reproductive harm.
----- More information	For more information go to www.p65warnings.ca.gov

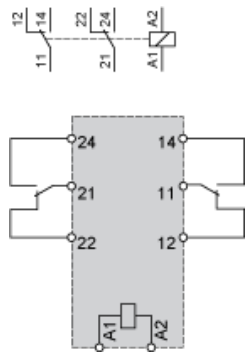
Contractual warranty

Warranty period	18 months
-----------------	-----------

Dimensions



Wiring Diagram

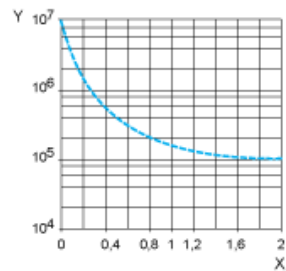


NOTE: For DC input, A1 have to be +, otherwise it would short circuit from protection module

Electrical Durability of Contacts

Durability (inductive load) = durability (resistive load) x reduction coefficient.

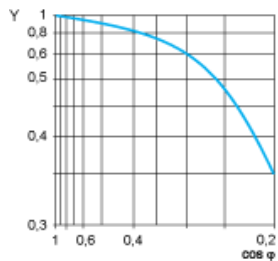
Resistive AC load



X Switching capacity (kVA)

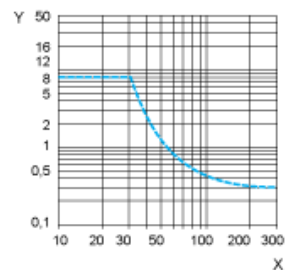
Y Durability (Number of operating cycles)

Reduction coefficient for inductive AC load (depending on power factor $\cos \phi$)



Y Reduction coefficient (A)

Maximum switching capacity on resistive DC load



X Voltage DC

Y Current DC

Note : These are typical curves, actual durability depends on load, environment, duty cycle, etc.

X-ON Electronics

Largest Supplier of Electrical and Electronic Components

Click to view similar products for [Industrial Relays](#) category:

Click to view products by [Schneider](#) manufacturer:

Other Similar products are found below :

[6-1617801-8](#) [6-1618107-9](#) [7-1618273-3](#) [EV250-4A-02](#) [EV250-6A-01](#) [FCA-125-CX8](#) [FCA-325-159](#) [FCA-410-138](#) [8000-S3121](#) [8-1618273-6](#)
[8-1618393-1](#) [GCA63A220VAC60HZ](#) [GCA63A277VAC60HZ](#) [GCA63A600VAC60HZ](#) [1-1672275-3](#) [1-1833005-4](#) [H-16/S1](#) [A711Z](#) [H-8C](#)
[H-8/S11](#) [H-8/S68](#) [ACC530U20](#) [ACC730U30](#) [RF303ZM4-12](#) [DH18DA](#) [1423675-8](#) [AR4-15F13-C01](#) [AR7-41F11](#) [AVR907](#) [15732A200](#)
[B07B032AC1-0329](#) [B329](#) [B490A](#) [1618279-1](#) [BHR124Y](#) [1810DDB-SX](#) [N417](#) [P30C42A12D1-120](#) [2-1617748-6](#) [2-1618375-1](#) [2-1618396-6](#)
[2-1618398-1](#) [JMAPD-5XL](#) [JMGACD-5M](#) [JMGSC-5LW](#) [JMGSCD-5L](#) [PBO-18A1218](#) [PBO-40A3040](#) [K8DSPH1200480VAC](#) [KA-3C-12A](#)