

Product availability: Non-Stock - Not normally stocked in distribution facility



Main

| | |
|--|-----------------------------------|
| Range of product | Zelio Relay |
| Series name | Interface relay |
| Product or component type | Plug-in relay |
| Device short name | RSB |
| Contacts type and composition | 2 C/O |
| Contact operation | Standard |
| [Uc] control circuit voltage | 48 V DC |
| [Ithe] conventional enclosed thermal current | 8 A at -40...104 °F (-40...40 °C) |
| Status LED | Without |
| Control type | Without push-button |
| Sale per indivisible quantity | 10 |

Complementary

| | |
|--|--|
| Shape of pin | Flat (PCB type) |
| Average coil resistance | 5520 Ohm (AC) at 20 °C +/- 10 % |
| System Voltage | 33.6...72 V DC |
| [Ui] rated insulation voltage | 400 V conforming to EN/IEC 60947 |
| [Uimp] rated impulse withstand voltage | 3.6 kV conforming to IEC 61000-4-5 |
| Contacts material | Silver alloy (AgNi) |
| [Ie] rated operational current | 4 A, NC (AC-1/DC-1) conforming to IEC 8 A, NO (AC-1/DC-1) conforming to IEC |
| Minimum switching current | 10 mA |
| Maximum switching voltage | 250 V DC conforming to IEC |
| Minimum switching voltage | 12 V |
| Maximum switching capacity | 2000 VA/224 W |
| Resistive rated load | 8 A at 250 V AC 8 A at 28 V DC |
| Minimum switching capacity | 120 mW at 10 mA / 12 V |
| Operating rate | <= 600 cycles/hour under load <= 18000 cycles/hour no-load |
| Mechanical durability | 30000000 cycles |
| Electrical durability | 100000 cycles (8 A at 250 V, AC-1) NO 100000 cycles (4 A at 250 V, AC-1) NC |
| Operating time | 20 ms operating 20 ms reset |
| Marking | CE |
| Average coil consumption | 0.45 W DC |
| Drop-out voltage threshold | >= 0.1 Uc DC |
| Safety reliability data | B10d = 100000 |
| Protection category | RT I |
| Test levels | Level A group mounting |
| Operating position | Any position |
| Product weight | 0.03 lb(US) (0.014 kg) |
| Device presentation | Complete product |

The information provided in this documentation contains general descriptions and/or technical characteristics of the performance of the products contained herein. This documentation is not intended as a substitute for and is not to be used for determining suitability or reliability of these products for specific user applications. It is the duty of any such user or integrator to perform the appropriate and complete risk analysis, evaluation and testing of the products with respect to the relevant specific application or use thereof. Neither Schneider Electric Industries SAS nor any of its affiliates or subsidiaries shall be responsible or liable for misuse of the information contained herein.

Environment

| | |
|---------------------------------------|--|
| Dielectric strength | 1000 V AC between contacts 2500 V AC between poles 5000 V AC between coil and contact |
| Standards | EN/IEC 61810-1 UL 508 CSA C22.2 No 14 |
| Product certifications | CSA UL EAC |
| Ambient air temperature for storage | -40...185 °F (-40...85 °C) |
| Vibration resistance | +/- 1 mm (f = 10...55 Hz) conforming to EN/IEC 60068-2-6 |
| IP degree of protection | IP40 conforming to EN/IEC 60529 |
| Shock resistance | 10 gn for 11 ms not operating conforming to EN/IEC 60068-2-27 5 gn for 11 ms in operation conforming to EN/IEC 60068-2-27 |
| Ambient air temperature for operation | -40...185 °F (-40...85 °C) (DC) |

Ordering and shipping details

| | |
|-----------------------|-------------------------------|
| Category | 21127 - ZELIO ICE CUBE RELAYS |
| Discount Schedule | CP2 |
| GTIN | 00785901525608 |
| Nbr. of units in pkg. | 10 |
| Package weight(Lbs) | 2.9999999999999999E-2 |
| Returnability | N |
| Country of origin | AT |

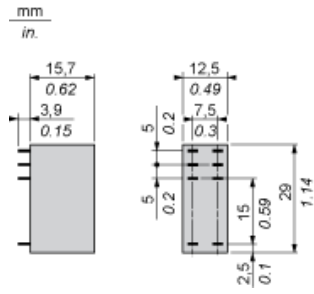
Offer Sustainability

| | |
|---------------------------|--|
| California proposition 65 | WARNING: This product can expose you to chemicals including: |
| ----- Substance 1 | Nickel compounds, which is known to the State of California to cause cancer, and |
| ----- Substance 2 | Di-isodecyl phthalate (DIDP), which is known to the State of California to cause birth defects or other reproductive harm. |
| ----- More information | For more information go to www.p65warnings.ca.gov |

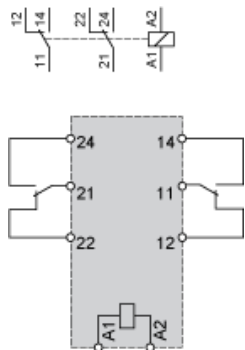
Contractual warranty

| | |
|-----------------|-----------|
| Warranty period | 18 months |
|-----------------|-----------|

Dimensions



Wiring Diagram

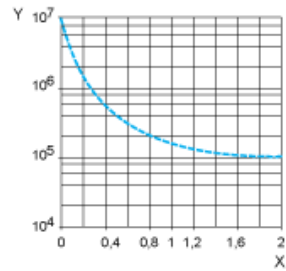


NOTE: For DC input, A1 have to be +, otherwise it would short circuit from protection module

Electrical Durability of Contacts

Durability (inductive load) = durability (resistive load) x reduction coefficient.

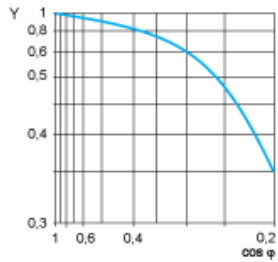
Resistive AC load



X Switching capacity (kVA)

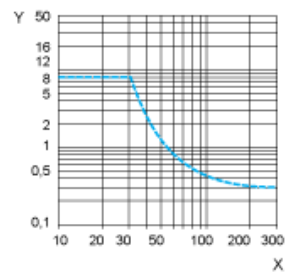
Y Durability (Number of operating cycles)

Reduction coefficient for inductive AC load (depending on power factor $\cos \phi$)



Y Reduction coefficient (A)

Maximum switching capacity on resistive DC load



X Voltage DC

Y Current DC

Note : These are typical curves, actual durability depends on load, environment, duty cycle, etc.

X-ON Electronics

Largest Supplier of Electrical and Electronic Components

Click to view similar products for [Industrial Relays](#) category:

Click to view products by [Schneider](#) manufacturer:

Other Similar products are found below :

[6-1617801-8](#) [6-1618107-9](#) [7-1618273-3](#) [EV250-4A-02](#) [EV250-6A-01](#) [FCA-125-CX8](#) [FCA-325-159](#) [FCA-410-138](#) [8000-S3121](#) [8-1618273-6](#)
[8-1618393-1](#) [GCA63A220VAC60HZ](#) [GCA63A277VAC60HZ](#) [GCA63A600VAC60HZ](#) [1-1672275-3](#) [1-1833005-4](#) [H-16/S1](#) [A711Z](#) [H-8C](#)
[H-8/S11](#) [H-8/S68](#) [ACC530U20](#) [ACC730U30](#) [RF303ZM4-12](#) [DH18DA](#) [1423675-8](#) [AR4-15F13-C01](#) [AR7-41F11](#) [AVR907](#) [15732A200](#)
[B07B032AC1-0329](#) [B329](#) [B490A](#) [1618279-1](#) [BHR124Y](#) [1810DDB-SX](#) [N417](#) [P30C42A12D1-120](#) [2-1617748-6](#) [2-1618375-1](#) [2-1618396-6](#)
[2-1618398-1](#) [JMAPD-5XL](#) [JMGACD-5M](#) [JMGSC-5LW](#) [JMGSCD-5L](#) [PBO-18A1218](#) [PBO-40A3040](#) [K8DSPH1200480VAC](#) [KA-3C-12A](#)