



Product availability: Stock - Normally stocked in distribution facility



## Main

Range of product	Zelio Relay
Series name	Universal
Product or component type	Plug-in relay
Device short name	RUM
Contacts type and composition	2 C/O
[Uc] control circuit voltage	230 V AC
[Ithe] conventional enclosed thermal current	10 A at -40...131 °F (-40...55 °C)
Status LED	Without
Control type	Lockable test button
Utilisation coefficient	20 %

## Complementary

Shape of pin	Cylindrical
[Ui] rated insulation voltage	250 V conforming to IEC 300 V conforming to UL 300 V conforming to CSA
[Uimp] rated impulse withstand voltage	4 kV (1.2/50 µs)
Contacts material	AgNi
[Ie] rated operational current	10 A at 28 V DC (NO) conforming to IEC 10 A at 250 V AC (NO) conforming to IEC 5 A at 28 V DC (NC) conforming to IEC 5 A at 250 V AC (NC) conforming to IEC 10 A at 30 V DC conforming to UL 10 A at 277 V AC conforming to UL 10 A at 277 V AC conforming to CSA 10 A at 30 V DC conforming to CSA
Maximum switching voltage	250 V conforming to IEC
Resistive rated load	10 A at 250 V AC 10 A at 28 V DC
Maximum switching capacity	2500 VA/280 W
Minimum switching capacity	170 mW at 10 mA, 17 V
Operating rate	<= 18000 cycles/hour no-load <= 1200 cycles/hour under load
Mechanical durability	5000000 cycles
Electrical durability	100000 cycles resistive load
Average coil consumption in VA	3 at 60 Hz
Drop-out voltage threshold	>= 0.15 U <sub>c</sub> AC
Operate time	20 ms at nominal voltage
Release time	20 ms at nominal voltage
Average coil resistance	6800 Ohm at 20 °C +/- 15 %
Rated operational voltage limits	184...253 V AC
Protection category	RT I
Test levels	Level A group mounting
Safety reliability data	B10d = 100000
Operating position	Any position

The information provided in this documentation contains general descriptions and/or technical characteristics of the performance of the products contained herein. This documentation is not intended as a substitute for and is not to be used for determining suitability or reliability of these products for specific user applications. It is the duty of any such user or integrator to perform the appropriate and complete risk analysis, evaluation and testing of the products with respect to the relevant specific application or use thereof. Neither Schneider Electric Industries SAS nor any of its affiliates or subsidiaries shall be responsible or liable for misuse of the information contained herein.

Product weight	0.19 lb(US) (0.086 kg)
Device presentation	Complete product

## Environment

Dielectric strength	2000 V AC between poles with basic insulation 1500 V AC between contacts with micro disconnection insulation 2500 V AC between coil and contact with reinforced insulation
Product certifications	UL EAC REACH RoHS CSA
Standards	UL 508 EN/IEC 61810-1 CSA C22.2 No 14
Ambient air temperature for storage	-40...185 °F (-40...85 °C)
Ambient air temperature for operation	-40...131 °F (-40...55 °C)
Vibration resistance	3 gn (f = 10...150 Hz), amplitude +/- 1 mm (on 5 cycles in operation) 4 gn (f = 10...150 Hz), amplitude +/- 1 mm (on 5 cycles not operating)
IP degree of protection	IP40
Pollution degree	3
Shock resistance	10 gn 11 ms in operation conforming to EN/IEC 60068-2-27 10 gn 11 ms not operating conforming to EN/IEC 60068-2-27

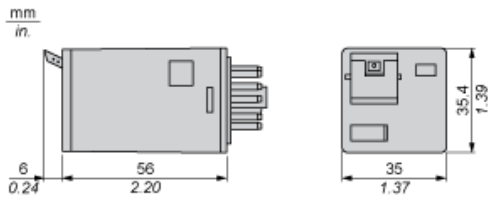
## Ordering and shipping details

Category	21127 - ZELIO ICE CUBE RELAYS
Discount Schedule	CP2
GTIN	00785901231639
Nbr. of units in pkg.	10
Package weight(Lbs)	0.19
Returnability	Y
Country of origin	CN

## Offer Sustainability

Sustainable offer status	Green Premium product
RoHS (date code: YYWW)	Compliant - since 1430 - Schneider Electric declaration of conformity <a href="#">Schneider Electric declaration of conformity</a>
REACH	Reference not containing SVHC above the threshold
Product environmental profile	Available
Product end of life instructions	Need no specific recycling operations
California proposition 65	WARNING: This product can expose you to chemicals including:
----- Substance 1	Nickel compounds, which is known to the State of California to cause cancer, and
----- Substance 2	Di-isodecyl phthalate (DIDP), which is known to the State of California to cause birth defects or other reproductive harm.
----- More information	For more information go to <a href="http://www.p65warnings.ca.gov">www.p65warnings.ca.gov</a>

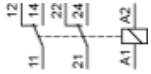
## Dimensions



---

## Wiring Diagram

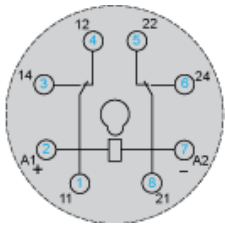
---



---

## Wiring Diagram

---

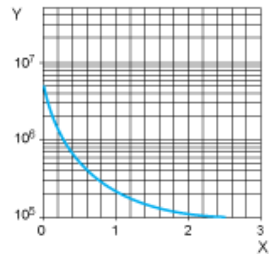


Symbols shown in blue correspond to Nema marking.

Electrical Durability of Contacts

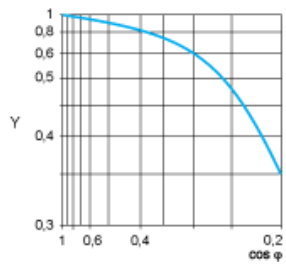
Durability (inductive load) = durability (resistive load) x reduction coefficient.

Resistive AC load



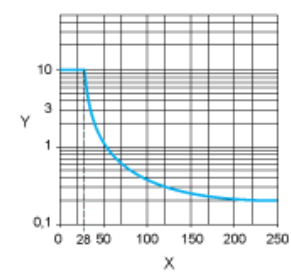
X Switching capacity (kVA)  
Y Durability (Number of operating cycles)

Reduction coefficient for inductive AC load (depending on power factor cos φ)



Y Reduction coefficient (A)

Maximum switching capacity on resistive DC load



X Voltage DC  
Y Current DC

Note : These are typical curves, actual durability depends on load, environment, duty cycle, etc.

## X-ON Electronics

Largest Supplier of Electrical and Electronic Components

*Click to view similar products for [Industrial Relays](#) category:*

*Click to view products by [Schneider](#) manufacturer:*

Other Similar products are found below :

[6-1617801-8](#) [6-1618107-9](#) [7-1618273-3](#) [EV250-4A-02](#) [EV250-6A-01](#) [FCA-125-CX8](#) [FCA-325-159](#) [FCA-410-138](#) [8000-S3121](#) [8-1618273-6](#)  
[8-1618393-1](#) [GCA63A220VAC60HZ](#) [GCA63A277VAC60HZ](#) [GCA63A600VAC60HZ](#) [1-1672275-3](#) [1-1833005-4](#) [H-16/S1](#) [A711Z](#) [H-8C](#)  
[H-8/S11](#) [H-8/S68](#) [ACC530U20](#) [ACC730U30](#) [RF303ZM4-12](#) [DH18DA](#) [1423675-8](#) [AR4-15F13-C01](#) [AR7-41F11](#) [AVR907](#) [15732A200](#)  
[B07B032AC1-0329](#) [B329](#) [B490A](#) [1618279-1](#) [BHR124Y](#) [1810DDB-SX](#) [N417](#) [P30C42A12D1-120](#) [2-1617748-6](#) [2-1618375-1](#) [2-1618396-6](#)  
[2-1618398-1](#) [JMAPD-5XL](#) [JMGACD-5M](#) [JMGSC-5LW](#) [JMGSCD-5L](#) [PBO-18A1218](#) [PBO-40A3040](#) [K8DSPH1200480VAC](#) [KA-3C-12A](#)