



Product availability: Non-Stock - Not normally stocked in distribution facility



Main

| | |
|--|-----------------------------------|
| Range of product | Zelio Relay |
| Series name | Miniature |
| Product or component type | Plug-in relay |
| Device short name | RXM |
| Contacts type and composition | 4 C/O |
| [Uc] control circuit voltage | 48 V DC |
| [Ithe] conventional enclosed thermal current | 6 A at -40...131 °F (-40...55 °C) |
| Status LED | With |
| Control type | Lockable test button |
| Utilisation coefficient | 20 % |

Complementary

| | |
|--|---|
| Shape of pin | Flat |
| [Ui] rated insulation voltage | 250 V conforming to IEC 300 V conforming to UL 300 V conforming to CSA |
| [Uimp] rated impulse withstand voltage | 2.5 kV 1.2/50 µs |
| Contacts material | AgNi |
| [Ie] rated operational current | 3 A at 28 V DC (NC) conforming to IEC 3 A at 250 V AC (NC) conforming to IEC 6 A at 28 V DC (NO) conforming to IEC 6 A at 250 V AC (NO) conforming to IEC 6 A at 277 V AC conforming to UL 8 A at 30 V DC conforming to UL |
| Maximum switching voltage | 250 V conforming to IEC |
| Resistive rated load | 6 A at 250 V AC 6 A at 28 V DC |
| Maximum switching capacity | 1500 VA/168 W |
| Minimum switching capacity | 170 mW at 10 mA, 17 V |
| Operating rate | <= 18000 cycles/hour no-load <= 1200 cycles/hour under load |
| Mechanical durability | 10000000 cycles |
| Electrical durability | 100000 cycles resistive load |
| Average coil consumption in W | 0.9 W |
| Drop-out voltage threshold | >= 0.1 Uc |
| Operate time | 20 ms |
| Release time | 20 ms |
| Average coil resistance | 2560 Ohm at 20 °C +/- 10 % |
| Rated operational voltage limits | 38.4...52.8 V DC |
| Safety reliability data | B10d = 100000 |
| Protection category | RT I |
| Test levels | Level A group mounting |
| Operating position | Any position |
| CAD overall height | 3.11 in (79 mm) |
| CAD overall depth | 78.45 mm |

The information provided in this documentation contains general descriptions and/or technical characteristics of the performance of the products contained herein. This documentation is not intended as a substitute for and is not to be used for determining suitability or reliability of these products for specific user applications. It is the duty of any such user or integrator to perform the appropriate and complete risk analysis, evaluation and testing of the products with respect to the relevant specific application or use thereof. Neither Schneider Electric Industries SAS nor any of its affiliates or subsidiaries shall be responsible or liable for misuse of the information contained herein.

| | |
|---------------------|------------------------|
| Product weight | 0.08 lb(US) (0.037 kg) |
| Device presentation | Complete product |

Environment

| | |
|---------------------------------------|--|
| Dielectric strength | 1300 V AC between contacts with micro disconnection insulation 2000 V AC between coil and contact with reinforced insulation 2000 V AC between poles with basic insulation |
| Product certifications | CE CSA GOST RoHS UL REACH Lloyd's |
| Standards | EN/IEC 61810-1 UL 508 CSA C22.2 No 14 |
| Ambient air temperature for storage | -40...185 °F (-40...85 °C) |
| Ambient air temperature for operation | -40...131 °F (-40...55 °C) |
| Vibration resistance | 3 gn (f = 10...150 Hz), amplitude +/- 1 mm (on 5 cycles in operation) 5 gn (f = 10...150 Hz), amplitude +/- 1 mm (on 5 cycles not operating) |
| IP degree of protection | IP40 conforming to EN/IEC 60529 |
| Shock resistance | 10 gn in operation 30 gn not operating |
| Pollution degree | 2 |

Ordering and shipping details

| | |
|-----------------------|-------------------------------|
| Category | 21127 - ZELIO ICE CUBE RELAYS |
| Discount Schedule | CP2 |
| GTIN | 00785901673866 |
| Nbr. of units in pkg. | 10 |
| Package weight(Lbs) | 8.0000000000000002E-2 |
| Returnability | N |
| Country of origin | ID |

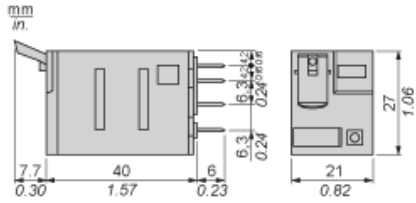
Offer Sustainability

| | |
|----------------------------------|--|
| Sustainable offer status | Green Premium product |
| RoHS (date code: YYWW) | Compliant - since 0801 - Schneider Electric declaration of conformity Schneider Electric declaration of conformity |
| REACH | Reference not containing SVHC above the threshold |
| Product environmental profile | Available |
| Product end of life instructions | Need no specific recycling operations |
| California proposition 65 | WARNING: This product can expose you to chemicals including: |
| ----- Substance 1 | Nickel compounds, which is known to the State of California to cause cancer, and |
| ----- Substance 2 | Di-isodecyl phthalate (DIDP), which is known to the State of California to cause birth defects or other reproductive harm. |
| ----- More information | For more information go to www.p65warnings.ca.gov |

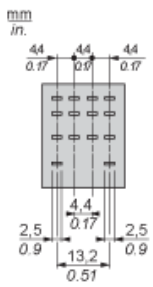
Contractual warranty

| | |
|-----------------|-----------|
| Warranty period | 18 months |
|-----------------|-----------|

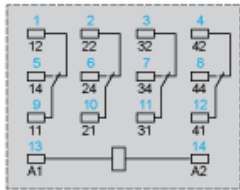
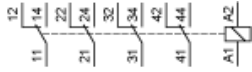
Dimensions



Pin Side View



Wiring Diagram

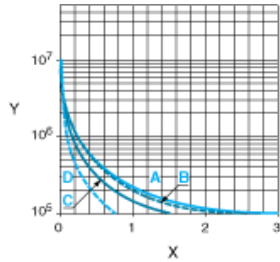


Symbols shown in blue correspond to Nema marking.

Electrical Durability of Contacts

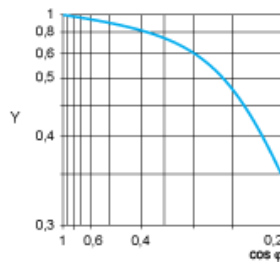
Durability (inductive load) = durability (resistive load) x reduction coefficient.

Resistive AC load



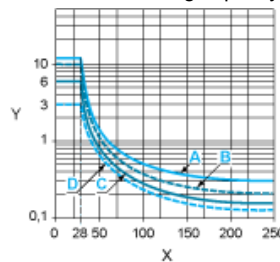
- X Switching capacity (kVA)
- Y Durability (Number of operating cycles)
- A RXM2AB...
- B RXM3AB...
- C RXM4AB...
- D RXM4GB...

Reduction coefficient for inductive AC load (depending on power factor $\cos \phi$)



- Y Reduction coefficient (A)

Maximum switching capacity on resistive DC load



- X Voltage DC
- Y Current DC
- A RXM2AB...
- B RXM3AB...
- C RXM4AB...
- D RXM4GB...

Note : These are typical curves, actual durability depends on load, environment, duty cycle, etc.

X-ON Electronics

Largest Supplier of Electrical and Electronic Components

Click to view similar products for [Industrial Relays](#) category:

Click to view products by [Schneider](#) manufacturer:

Other Similar products are found below :

[6-1617801-8](#) [6-1618107-9](#) [7-1618273-3](#) [EV250-4A-02](#) [EV250-6A-01](#) [FCA-125-CX8](#) [FCA-325-159](#) [FCA-410-138](#) [8000-S3121](#) [8-1618273-6](#)
[8-1618393-1](#) [GCA63A220VAC60HZ](#) [GCA63A277VAC60HZ](#) [GCA63A600VAC60HZ](#) [1-1672275-3](#) [1-1833005-4](#) [H-16/S1](#) [A711Z](#) [H-8C](#)
[H-8/S11](#) [H-8/S68](#) [ACC530U20](#) [ACC730U30](#) [RF303ZM4-12](#) [DH18DA](#) [1423675-8](#) [AR4-15F13-C01](#) [AR7-41F11](#) [AVR907](#) [15732A200](#)
[B07B032AC1-0329](#) [B329](#) [B490A](#) [1618279-1](#) [BHR124Y](#) [1810DDB-SX](#) [N417](#) [P30C42A12D1-120](#) [2-1617748-6](#) [2-1618375-1](#) [2-1618396-6](#)
[2-1618398-1](#) [JMAPD-5XL](#) [JMGACD-5M](#) [JMGSC-5LW](#) [JMGSCD-5L](#) [PBO-18A1218](#) [PBO-40A3040](#) [K8DSPH1200480VAC](#) [KA-3C-12A](#)