

Product availability: Stock - Normally stocked in distribution facility



### Main

Range of product	Zelio Logic
Product or component type	Discrete I/O extension module

### Complementary

Number of control scheme lines	120 with ladder programming
Cycle time	6...90 ms
Backup time	10 years at 77 °F (25 °C)
Clock drift	12 min/year at 32...131 °F (0...55 °C)
Checks	Program memory on each power up
[Us] rated supply voltage	100...240 V AC
Supply voltage limits	85...264 V
Supply frequency	50/60 Hz
Reverse polarity protection	With
Discrete input number	4
Discrete input voltage	100...240 V AC
Discrete input current	0.6 mA
Discrete input frequency	47...53 Hz 57...63 Hz
Voltage state 1 guaranteed	$\geq 79$ V for discrete input
Voltage state 0 guaranteed	$\leq 40$ V for discrete input
Current state 1 guaranteed	$\geq 0.17$ mA for discrete input
Current state 0 guaranteed	$\leq 0.5$ mA for discrete input
Input impedance	350 kOhm (discrete input)
Number of outputs	2 relay output(s)
Output voltage limits	24...250 V AC 5...30 V DC (relay output)
Contacts type and composition	NO relay output
Output thermal current	8 A for all 2 outputs (relay output)
Electrical durability	500000 cycles at 230 V, 0.9 A (AC-15) for relay output conforming to EN/IEC 60947-5-1 500000 cycles at 230 V, 1.5 A (AC-12) for relay output conforming to EN/IEC 60947-5-1 500000 cycles at 24 V, 0.6 A (DC-13) for relay output conforming to EN/IEC 60947-5-1 500000 cycles at 24 V, 1.5 A (DC-12) for relay output conforming to EN/IEC 60947-5-1
Switching capacity in mA	$\geq 10$ mA at 12 V (relay output)
Operating rate in Hz	0.1 Hz (at Ie) for relay output 10 Hz (no load) for relay output
Mechanical durability	10000000 cycles (relay output)
[Uimp] rated impulse withstand voltage	4 kV conforming to EN/IEC 60947-1 and EN/IEC 60664-1

Response time	10 ms (from state 0 to state 1) relay output 5 ms (from state 1 to state 0) relay output 50 ms with ladder programming (from state 0 to state 1) discrete input 50 ms with ladder programming (from state 1 to state 0) discrete input 50...255 ms with FBD programming (from state 0 to state 1) discrete input 50...255 ms with FBD programming (from state 1 to state 0) discrete input
Connections - terminals	Screw terminals, flexible cable with cable end 1 x 0.25...1 x 2.5 mm <sup>2</sup> / AWG 24...AWG 14 AWG Screw terminals, flexible cable with cable end 2 x 0.25...2 x 0.75 mm <sup>2</sup> / AWG 24...AWG 18 AWG Screw terminals, semi-solid cable 1 x 0.2...1 x 2.5 mm <sup>2</sup> / AWG 25...AWG 14 AWG Screw terminals, solid cable 1 x 0.2...1 x 2.5 mm <sup>2</sup> / AWG 25...AWG 14 AWG Screw terminals, solid cable 2 x 0.2...2 x 1.5 mm <sup>2</sup> / AWG 24...AWG 16 AWG
Tightening torque	4.42 lbf.in (0.5 N.m)
Overvoltage category	III conforming to EN/IEC 60664-1
Product weight	0.28 lb(US) (0.125 kg)

## Environment

Product certifications	GL CSA GOST UL C-Tick
Standards	EN/IEC 61000-4-5 EN/IEC 61000-4-6 level 3 EN/IEC 61000-4-2 level 3 EN/IEC 60068-2-6 Fc EN/IEC 61000-4-11 EN/IEC 60068-2-27 Ea EN/IEC 61000-4-12 EN/IEC 61000-4-3 EN/IEC 61000-4-4 level 3
IP degree of protection	IP20 (terminal block) conforming to IEC 60529 IP40 (front panel) conforming to IEC 60529
Environmental characteristic	EMC directive conforming to EN/IEC 61000-6-2 EMC directive conforming to EN/IEC 61000-6-3 EMC directive conforming to EN/IEC 61000-6-4 EMC directive conforming to EN/IEC 61131-2 zone B Low voltage directive conforming to EN/IEC 61131-2
Disturbance radiated/conducted	Class B conforming to EN 55022-11 group 1
Pollution degree	2 conforming to EN/IEC 61131-2
Ambient air temperature for operation	-4...104 °F (-20...40 °C) in non-ventilated enclosure conforming to IEC 60068-2-1 and IEC 60068-2-2 -4...131 °F (-20...55 °C) conforming to IEC 60068-2-1 and IEC 60068-2-2
Ambient air temperature for storage	-40...158 °F (-40...70 °C)
Operating altitude	6561.68 ft (2000 m)
Altitude transport	<= 10000 ft (3048 m)
Relative humidity	95 % without condensation or dripping water

## Ordering and shipping details

Category	22378 - SR2,3 ZELIO 2 RELAYS
Discount Schedule	I
GTIN	00785901693802
Nbr. of units in pkg.	1
Package weight(Lbs)	0.26000000000000001
Returnability	Y
Country of origin	FR

## Offer Sustainability

California proposition 65	WARNING: This product can expose you to chemicals including:
----- Substance 1	Lead and lead compounds, which is known to the State of California to cause cancer and birth defects or other reproductive harm.
----- More information	For more information go to <a href="http://www.p65warnings.ca.gov">www.p65warnings.ca.gov</a>

## Contractual warranty

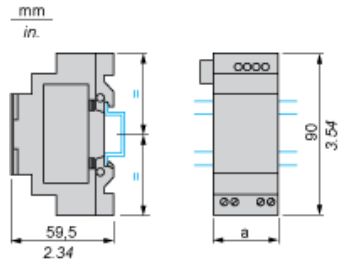
---

Warranty period	18 months
-----------------	-----------

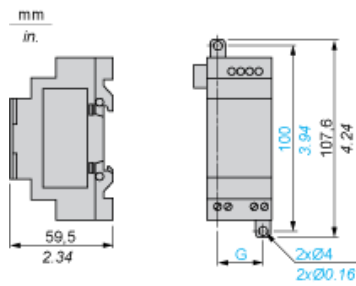
---

I/O Extension Modules

Mounting on 35 mm/1.38 in. DIN Rail



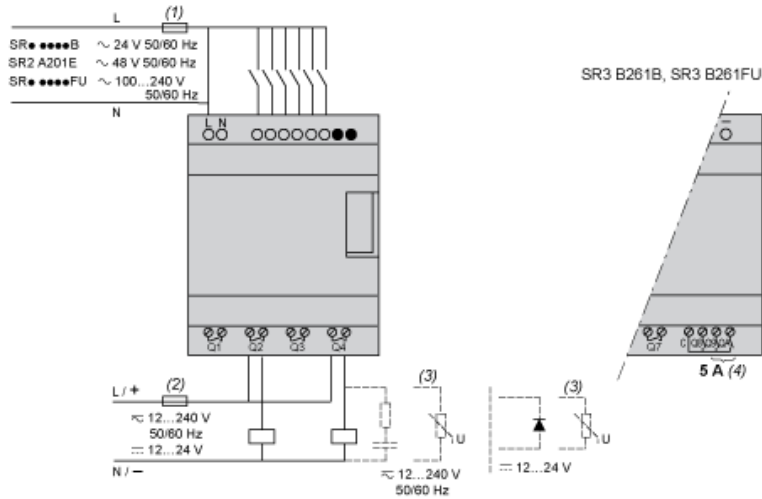
Screw Fixing (Retractable Lugs)



SR3	a (mm/in.)	G (mm/in.)
XT61••	35 / 1.38	25 / 0.98
XT101••	72 / 2.83	60 / 2.36
XT141••	72 / 2.83	60 / 2.36

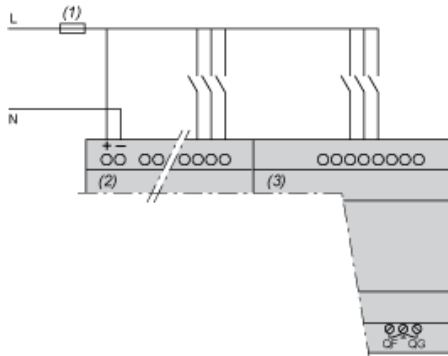
Connection of Smart Relays on AC Supply

SR••••1B, SR••••1FU



With Discrete I/O Extension Module

SR3B•••B + SR3XT•••B, SR3B•••FU + SR3XT•••FU



Compact and Modular Smart Relays

Electrical Durability of Relay Outputs

(in millions of operating cycles, conforming to IEC/EN 60947-5-1)

AC-12 (1)



X: Current (A)

Y: Millions of operating cycles

(1) AC-12: switching resistive loads and opto-coupler isolated solid-state loads,  $\cos \geq 0.9$ .

AC-14 (1)

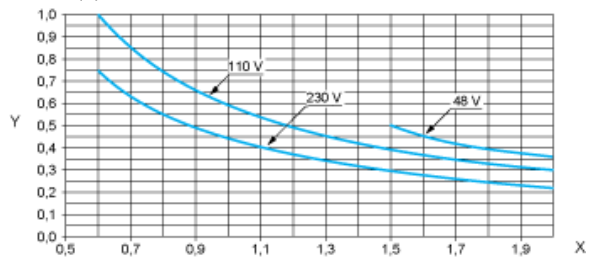


X: Current (A)

Y: Millions of operating cycles

(1) AC-14: switching small electromagnetic loads  $\leq 72$  VA, make:  $\cos = 0.3$ , break:  $\cos = 0.3$ .

AC-15 (1)



X: Current (A)

Y: Millions of operating cycles

(1) AC-15: switching electromagnetic loads  $\geq 72$  VA, make:  $\cos = 0.7$ , break:  $\cos = 0.4$ .

## X-ON Electronics

Largest Supplier of Electrical and Electronic Components

*Click to view similar products for [Controllers](#) category:*

*Click to view products by [Schneider](#) manufacturer:*

Other Similar products are found below :

[61FGPN8DAC120](#) [CV500SLK21](#) [70177-1011](#) [F03-03 HAS C](#) [F03-31](#) [81550401](#) [FT1A-C12RA-W](#) [88981106](#) [H2CAC24A](#) [H2CRSAC110B](#)  
[R88A-CRGB003CR-E](#) [R88ARR080100S](#) [R88A-TK01K](#) [DCN1-1](#) [DRT2ID08C](#) [DTB4896VRE](#) [DTB9696CVE](#) [DTB9696LVE](#) [E53-AZ01](#)  
[E53E01](#) [E53E8C](#) [E5C4Q40J999FAC120](#) [E5CWLQ1TCAC100240](#) [E5GNQ03PFLKACDC24](#) [B300LKL21](#) [NSCXDC1V3](#) [NSH5-232CW-3M](#)  
[NT20SST122BV1](#) [NV-CN001](#) [OAS-160-N](#) [C40PEDRA](#) [K31S6](#) [K33-L1B](#) [K3MA-F](#) [100-240VAC](#) [K3TX-AD31A](#) [89750101](#) [L595020](#)  
[SRM1-C02](#) [SRS2-1](#) [FT1A-C14SA-S](#) [G32X-V2K](#) [26546803](#) [26546805](#) [PWRA440A](#) [CPM1AETL03CH](#) [CV500SLK11](#) [3G2A5BI081](#)  
[3G2A5IA122](#) [3G2A5LK010E](#) [3G2A5OA223](#)