



Product availability: Stock - Normally stocked in distribution facility



Main

Range of product	Zelio Relay
Product or component type	Solid state relay
Device short name	SSM
Number of channels	1
Phase	1 phase

Complementary

Mounting support	Symmetrical DIN rail
Line Rated Current	12 A
Output voltage	24...280 V AC
[Uc] control circuit voltage	4...32 V DC
Contacts type and configuration	1 NO
Tightening torque	Input : 0.5...0.8 N.m Output : 0.5...0.8 N.m
Connections - terminals	Screw terminals : 1 x 0.3...1 x 1.5 mm ² , (AWG 22...AWG 16) input Screw terminals : 1 x 0.3...1 x 2.5 mm ² , (AWG 22...AWG 14) output
Maximum capacitance	10 pF input/output
Insulation resistance	1000 MOhm at 500 V DC
Local signalling	LED green input status
Minimum switching voltage	4 V DC turn-on
Maximum switching voltage	1 V DC turn-off
Input current	9...11 mA
Solid state output type	SCR output Random voltage switching
Load current	0.15...6 A
Transient overvoltage	600 V
Surge current	715 A for 16.6 ms 750 A for 20 ms
Voltage drop	<= 1.3 V on-state
Motor power hp	0.33 hp at <= 40 °C 240 V AC
Maximum I ² t for fusing	2560 A ² .s 10 ms at 50 Hz half cycle 2330 A ² .s 8.33 ms at 60 Hz half cycle
Leakage current	<= 0.1 mA off-state
DV/dt	500 V/μs off-state at maximum voltage
Response time	0.5 cycle turn-off
Power factor	0.5 with maximum load
Overvoltage category	III
Width	0.71 in (18 mm)
Height	90.3 mm
Depth	83.7 mm
Product weight	0.2 lb(US) (0.09 kg)

The information provided in this documentation contains general descriptions and/or technical characteristics of the performance of the products contained herein. This documentation is not intended as a substitute for and is not to be used for determining suitability or reliability of these products for specific user applications. It is the duty of any such user or integrator to perform the appropriate and complete risk analysis, evaluation and testing of the products with respect to the relevant specific application or use thereof. Neither Schneider Electric Industries SAS nor any of its affiliates or subsidiaries shall be responsible or liable for misuse of the information contained herein.


Environment

Flame retardance	V0 conforming to UL 94
Dielectric strength	4 kV AC input/output 4 kV AC input or output to case
Pollution degree	2
Standards	IEC 61000 IEC 60950-1 IEC 62314
Product certifications	CSA UL REACH
Marking	CE
IP degree of protection	IP20
Ambient air temperature for operation	-22...176 °F (-30...80 °C)
Ambient air temperature for storage	-22...212 °F (-30...100 °C)

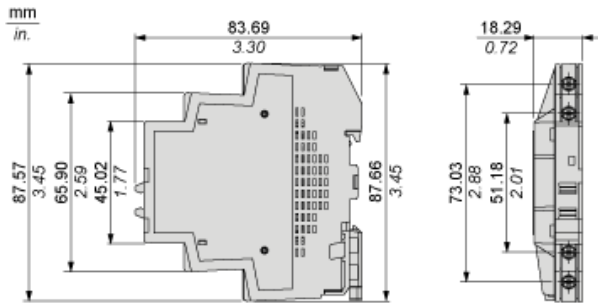
Ordering and shipping details

Category	22375 - INTERFACE MODULE(ABA,R,S)
Discount Schedule	CP2
GTIN	00785901970866
Nbr. of units in pkg.	1
Package weight(Lbs)	0.22
Returnability	Y
Country of origin	MX

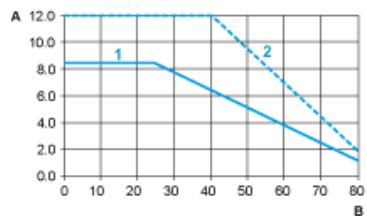
Offer Sustainability

Sustainable offer status	Green Premium product
RoHS (date code: YYWW)	Compliant - since 1328 - Schneider Electric declaration of conformity  Schneider Electric declaration of conformity
REACH	Reference not containing SVHC above the threshold
Product environmental profile	Available
Product end of life instructions	Available
California proposition 65	WARNING: This product can expose you to chemicals including:
----- Substance 1	Lead and lead compounds, which is known to the State of California to cause cancer and birth defects or other reproductive harm.
----- More information	For more information go to www.p65warnings.ca.gov

Dimensions



Derating Curves



A : Load Current (Amperes)

B : Ambient Temperature (°C)

1 : Multiple units, no minimum spacing between components

2 : Installed single unit, distance to adjacent components more than 18 mm

X-ON Electronics

Largest Supplier of Electrical and Electronic Components

Click to view similar products for [Solid State Relays - Industrial Mount](#) category:

Click to view products by [Schneider](#) manufacturer:

Other Similar products are found below :

[D2440-C](#) [H10CA4890](#) [D4875C](#) [1395831-1](#) [1616010-6](#) [BR312BY](#) [A-1326](#) [H10CA4850](#) [H12CA4890VL](#) [RA2410-D06](#) [RA2410HA06T](#)
[D1202F](#) [D53TP50-10](#) [W230E-1-12](#) [W230T-3-12](#) [1-1617030-3](#) [1-1617033-7](#) [MS2-D2420](#) [MS2-D2430](#) [A-1440](#) [RJ1P60V50E](#) [HS501DR-](#)
[D2425](#) [RN1F48I50](#) [70.362.1028.0](#) [7-1393030-8](#) [Z5.509.0828.0](#) [G3DZ-4B DC24](#) [G3DZ-F4B DC12](#) [2912138](#) [SSRDAC10](#) [RV8S-L-A240-](#)
[D24](#) [RV8S-L-A240-D6](#) [RV8S-S-A240-D24](#) [RV8S-S-A240-D6](#) [RV8S-S-A240Z-D24](#) [RV8S-S-D24-A240](#) [RV8S-S-D48-A120](#) [RN1F12V50](#)
[RJ1P60I30E](#) [RJ1P60V30E](#) [SO967860](#) [SMT8628521](#) [SO869970](#) [SOD867180](#) [SAL961360](#) [SO867970](#) [SOB863860](#) [SOB867640](#) [SOB942360](#)
[G3PH-5150B DC5-24](#)