


SSP3A225BDRT

solid state relay - panel-input 4-32VDC, output
48-530VAC, 25A-Thermal Interface



Product availability: Non-Stock - Not normally stocked in distribution facility



Main

Range of product	Zelio Relay
Product or component type	Solid state relay
Provided accessory	Thermal interface
Device short name	SSP
Mounting support	Panel
Phase	3 phases
Contacts type and configuration	3 NO
Solid state output type	Random voltage switching

Complementary

Control type	Without test button
[Uc] control circuit voltage	4...32 V DC
Minimum switching voltage	4 V DC turn-on
Maximum switching voltage	1 V DC turn-off
Response time	8.33 ms turn-off 0.1 ms turn-on
Input current	24...35 mA
Output voltage	48...530 V AC
Load current	0.1...25 A
Transient overvoltage	1200 V
Surge current	275 A for 20 ms 300 A for 16.6 ms 85 A for 1 s
Maximum I ² t for fusing	380 A ² .s 10 ms at 50 Hz half cycle 370 A ² .s 8.3 ms at 60 Hz half cycle
Leakage current	<= 3 mA off-state
Voltage drop	<= 1.35 V on-state
DV/dt	500 V/μs off-state at maximum voltage
Power factor	0.5 with maximum load
Motor controller rating	0.75 hp at <= 40 °C 120 V AC 1 hp at <= 40 °C 240 V AC 3 hp at <= 40 °C 480 V AC 4.4 hp at <= 40 °C 530 V AC
Motor power kW	0.56 kW at 104 °F (40 °C) 120 V AC 0.74 kW at 104 °F (40 °C) 240 V AC 2.22 kW at 104 °F (40 °C) 480 V AC 3.24 kW at 104 °F (40 °C) 530 V AC
Insulation resistance	>= 1000 MOhm at 500 V DC
Maximum capacitance	8 pF input/output
Dielectric strength	4 kV AC input/output 4 kV AC input or output to case
Tightening torque	0.9...1.1 N.m input 1.7...2.2 N.m output
Connections - terminals	Screw terminals : 1 x 0.2...1 x 2.5 mm ² , (AWG 24...AWG 14) input Screw terminals : 1 x 1.5...1 x 10 mm ² , (AWG 16...AWG 8) output
Thermal resistance	0.24 °C/W
LED indicator	LED, green input

The information provided in this documentation contains general descriptions and/or technical characteristics of the performance of the products contained herein. This documentation is not intended as a substitute for and is not to be used for determining suitability or reliability of these products for specific user applications. It is the duty of any such user or integrator to perform the appropriate and complete risk analysis, evaluation and testing of the products with respect to the relevant specific application or use thereof. Neither Schneider Electric Industries SAS nor any of its affiliates or subsidiaries shall be responsible or liable for misuse of the information contained herein.

IP degree of protection	IP20
Product weight	0.53 lb(US) (0.24 kg)
Width	101.3 mm
Height	79.7 mm
Depth	35.4 mm


Environment

Flame retardance	V0 conforming to UL 94
Ambient air temperature for operation	-40...176 °F (-40...80 °C)
Ambient air temperature for storage	-40...257 °F (-40...125 °C)
Pollution degree	2
Overvoltage category	III
Product certifications	REACH UL RoHS CSA
Marking	CE
Standards	IEC 61000 IEC 60950-1 IEC 62314

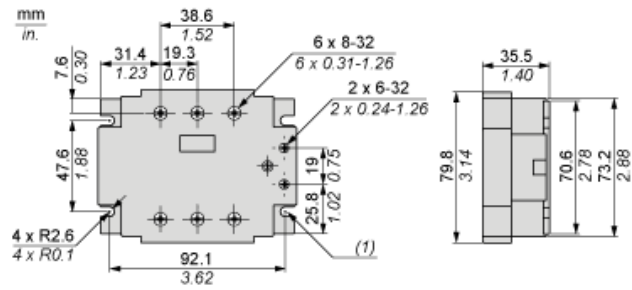
Ordering and shipping details

Category	22375 - INTERFACE MODULE(ABA,R,S)
Discount Schedule	CP2
GTIN	00785901978084
Nbr. of units in pkg.	1
Package weight(Lbs)	0.7900000000000004
Returnability	N
Country of origin	MX

Offer Sustainability

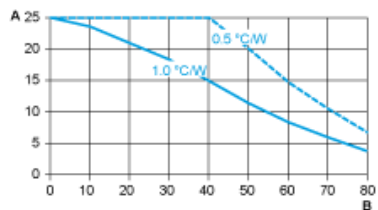
Sustainable offer status	Green Premium product
RoHS (date code: YYWW)	Compliant - since 1328 - Schneider Electric declaration of conformity  Schneider Electric declaration of conformity
REACH	Reference not containing SVHC above the threshold
Product environmental profile	Available
Product end of life instructions	Available
California proposition 65	WARNING: This product can expose you to chemicals including:
----- Substance 1	Lead and lead compounds, which is known to the State of California to cause cancer and birth defects or other reproductive harm.
----- More information	For more information go to www.p65warnings.ca.gov

Dimensions



(1) 4 Mounting slots

Derating Curves



A : Load Current (Amperes)
B : Ambient Temperature (°C)

X-ON Electronics

Largest Supplier of Electrical and Electronic Components

Click to view similar products for [Solid State Relays - Industrial Mount](#) category:

Click to view products by [Schneider](#) manufacturer:

Other Similar products are found below :

[D2440-C](#) [H10CA4890](#) [D4875C](#) [1395831-1](#) [1616010-6](#) [BR312BY](#) [A-1326](#) [H10CA4850](#) [H12CA4890VL](#) [RA2410-D06](#) [RA2410HA06T](#)
[D1202F](#) [D53TP50-10](#) [W230E-1-12](#) [W230T-3-12](#) [1-1617030-3](#) [1-1617033-7](#) [MS2-D2420](#) [MS2-D2430](#) [A-1440](#) [RJ1P60V50E](#) [HS501DR-](#)
[D2425](#) [RN1F48I50](#) [70.362.1028.0](#) [7-1393030-8](#) [Z5.509.0828.0](#) [G3DZ-4B DC24](#) [G3DZ-F4B DC12](#) [2912138](#) [SSRDAC10](#) [RV8S-L-A240-](#)
[D24](#) [RV8S-L-A240-D6](#) [RV8S-S-A240-D24](#) [RV8S-S-A240-D6](#) [RV8S-S-A240Z-D24](#) [RV8S-S-D24-A240](#) [RV8S-S-D48-A120](#) [RN1F12V50](#)
[RJ1P60I30E](#) [RJ1P60V30E](#) [SO967860](#) [SMT8628521](#) [SO869970](#) [SOD867180](#) [SAL961360](#) [SO867970](#) [SOB863860](#) [SOB867640](#) [SOB942360](#)
[G3PH-5150B DC5-24](#)