

Product availability: Stock - Normally stocked in distribution facility



Main

Range of product	Modicon TM3
Product or component type	Parallel interface module
Product specific application	TeSys U TeSys Quickfit TeSys D
Range compatibility	Modicon M241 Modicon M221 Modicon M251
[Us] rated supply voltage	24 V DC by external supply (- 15...20 %)
Number of input channels	12
Number of output channels	8

Complementary

Current consumption	0 mA at 24 V DC via bus connector at state on 5 mA at 5 V DC via bus connector at state on 35 mA at 5 V DC via bus connector at state off 10 mA at 24 V DC via bus connector at state off 1200 mA at 24 V DC external power supply at state on
Input voltage limits	19.2...28.8 V per input
Input current limits	5 mA per input
Response time	< 10 ms turn-on input < 10 ms turn-off input
Output voltage	24 V DC for transistor output
Maximum load current	300 mA per channel in normal mode 800 mA per channel in starting mode during 100 ms
Insulation	Non-insulated between RJ45 connectors Between the RJ45 connectors and internal logic at 500 V AC
Output protection type	Against overload, protection technology: current limiter
Reset	Automatic reset
Local signalling	3 LEDs green per channel input status 2 LEDs green per channel output status
Electrical connection	4 RJ45 connectors for connecting the motor starters 3 x 2.5 mm ² removable screw terminal block with pitch 5.08 mm adjustment for connecting the 24 V DC power supply
Mounting support	Top hat type TH35-15 rail conforming to IEC 60715 Top hat type TH35-7.5 rail conforming to IEC 60715 Plate or panel with fixing kit
Height	3.54 in (90 mm)
Depth	3.35 in (85 mm)
Width	1.18 in (30 mm)
Product weight	0.25 lb(US) (0.115 kg)

The information provided in this documentation contains general descriptions and/or technical characteristics of the products of the company Schneider Electric. This information is not intended as a substitute for and is not to be used for determining suitability or reliability of these products for specific user applications. It is the duty of any such user or integrator to perform the appropriate and complete risk analysis, evaluation and testing of the products with respect to the relevant specific application or use thereof. Neither Schneider Electric Industries SAS nor any of its affiliates or subsidiaries shall be responsible or liable for misuse of the information contained herein.


Environment

Product certifications	C-Tick cULus
Marking	CE
Resistance to electrostatic discharge	8 kV conforming to in air EN/IEC 61000-4-2 4 kV conforming to on contact EN/IEC 61000-4-2
Resistance to electromagnetic fields	10 V/m conforming to 80 MHz...1 GHz EN/IEC 61000-4-3 3 V/m conforming to 1.4 GHz...2 GHz EN/IEC 61000-4-3 1 V/m conforming to 2 GHz...3 GHz EN/IEC 61000-4-3
Resistance to magnetic fields	30 A/m conforming to 50/60 Hz EN/IEC 61000-4-8
Resistance to fast transients	1 kV input conforming to EN/IEC 61000-4-4 1 kV for output conforming to EN/IEC 61000-4-4
Surge withstand	1 kV input common mode conforming to EN/IEC 61000-4-5 1 kV output common mode conforming to EN/IEC 61000-4-5
Resistance to conducted disturbances	10 V 0.15...80 MHz conforming to EN/IEC 61000-4-6 3 V spot frequency (2, 3, 4, 6.2, 8.2, 12.6, 16.5, 18.8, 22, 25 MHz) conforming to Marine specification (LR, ABS, DNV, GL)
Electromagnetic emission	Radiated emissions - test level: 40 dBµV/m QP class A (10 m) at 30...230 MHz conforming to EN/IEC 55011 Radiated emissions - test level: 47 dBµV/m QP class A (10 m) at 230...1000 MHz conforming to EN/IEC 55011
Ambient air temperature for operation	14...131 °F (-10...55 °C) horizontal installation -10...35 °C vertical installation
Ambient air temperature for storage	-13...158 °F (-25...70 °C)
Relative humidity	10...95 %, without condensation (in operation) 10...95 %, without condensation (in storage)
IP degree of protection	IP20 with protective cover in place
Pollution degree	2
Operating altitude	0...6561.68 ft (0...2000 m)
Storage altitude	0...9842.52 ft (0...3000 m)
Vibration resistance	3.5 mm at 5...8.4 Hz on DIN rail 3 gn at 8.4...150 Hz on DIN rail 3.5 mm at 5...8.4 Hz on panel 3 gn at 8.4...150 Hz on panel
Shock resistance	15 gn 11 ms

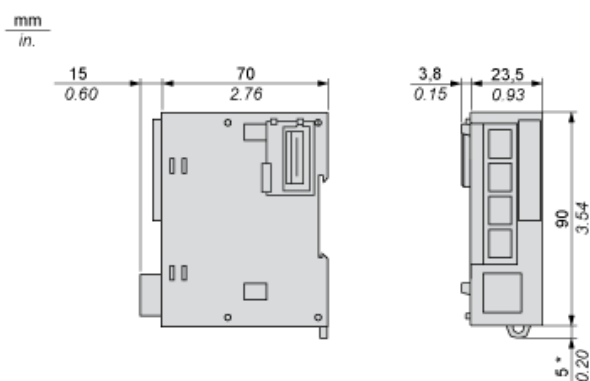
Ordering and shipping details

Category	22533 - M2XX PLC & ACCESSORIES
Discount Schedule	MSX
GTIN	00785901352556
Nbr. of units in pkg.	1
Package weight(Lbs)	0.4899999999999999
Returnability	Y
Country of origin	TW

Offer Sustainability

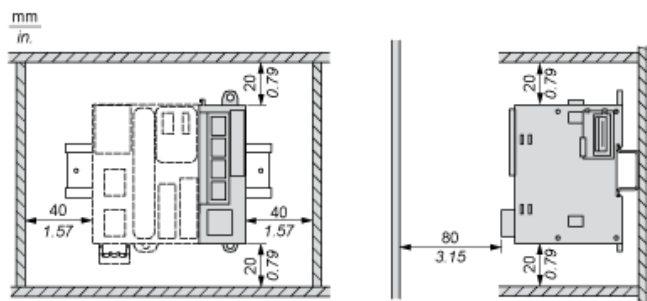
Sustainable offer status	Green Premium product
RoHS (date code: YYWW)	Compliant - since 1348 - Schneider Electric declaration of conformity  Schneider Electric declaration of conformity
REACH	Reference not containing SVHC above the threshold
Product environmental profile	Available
Product end of life instructions	Available
California proposition 65	WARNING: This product can expose you to chemicals including:
- - - - - Substance 1	Lead and lead compounds, which is known to the State of California to cause cancer and birth defects or other reproductive harm.
- - - - - More information	For more information go to www.p65warnings.ca.gov

Dimensions

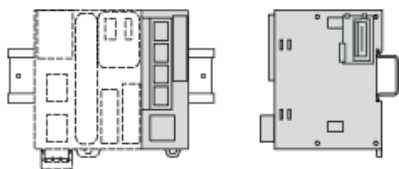


(*) 8.5 mm/0.33 in when the clamp is pulled out.

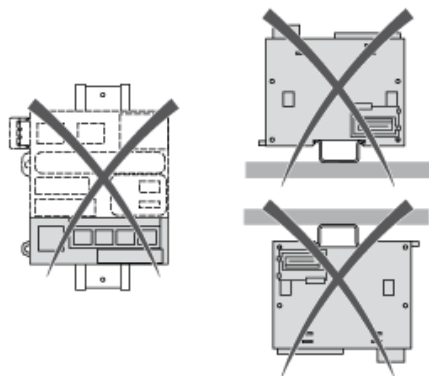
Spacing Requirements



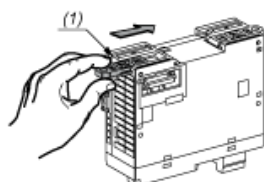
Mounting on a Rail



Incorrect Mounting

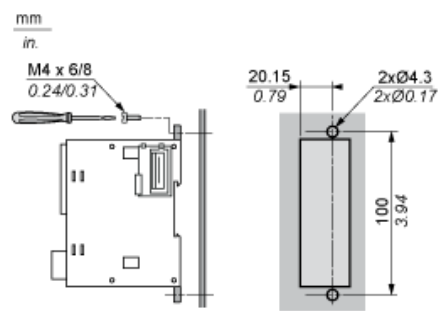


Mounting on a Panel Surface



- (1) Install a mounting strip

Mounting Hole Layout



X-ON Electronics

Largest Supplier of Electrical and Electronic Components

Click to view similar products for [Interface Modules](#) category:

Click to view products by [Schneider](#) manufacturer:

Other Similar products are found below :

[CYG2218](#) [FAB118](#) [8500-003](#) [IFD8520](#) [FAB100-RC](#) [20-101-1338](#) [cPCI-3544](#) [CYG2217](#) [CYG2320](#) [422CON](#) [ATX6022/14GP7](#)
[ATX6022/8](#) [AX93221-24/48](#) [cPCI-3538](#) [USB30-MIPI-TESTER-OV10640](#) [MTAC-LORA-H-915](#) [OPT8AP-AE](#) [PCI-7854](#) [60006-016](#)
[96RMKVM-19V1C-A](#) [60016-011](#) [60016-014](#) [60006-008](#) [60016-015](#) [60011-075](#) [LPC1e-3488A](#) [HPCI-14S12U](#) [cBP-3208](#) [cBP-3062A](#)
[FAB205-6P5](#) [FAB114](#) [ATX6022/6](#) [60016-012](#) [96RMKVM-17V1C-A](#) [BB-QCLDVDSV2-KIT](#) [MOS-1120Y-0201E](#) [96RMLCD-17V1-A](#)
[96RMKVM-17V8C-A](#) [60004-005](#) [60016-017](#) [60006-019](#) [60006-009](#) [60004-002C](#) [60016-035](#) [60016-034](#) [60016-031](#) [60016-030](#) [60016-026](#)
[60016-025](#) [60016-024](#)