

Product availability: Stock - Normally stocked in distribution facility



Main

Range of product	Modicon TM5
Product or component type	Dummy module

Complementary

Range compatibility	Modicon LMC058 Modicon M258
Product compatibility	Motion controller Logic controller
Marking	CE

Environment

Standards	CSA C22.2 No 213 IEC 61131-2 CSA C22.2 No 142 UL 508
Product certifications	C-Tick CULus CSA GOST-R
Ambient air temperature for operation	14...140 °F (-10...60 °C) with derating factor horizontal installation 14...131 °F (-10...55 °C) without derating factor horizontal installation 14...122 °F (-10...50 °C) vertical installation
Ambient air temperature for storage	-40...158 °F (-40...70 °C)
Relative humidity	5...95 % without condensation
IP degree of protection	IP20 conforming to IEC 61131-2
Pollution degree	2 conforming to IEC 60664
Operating altitude	0...6561.68 ft (0...2000 m)
Storage altitude	0...9842.52 ft (0...3000 m)
Vibration resistance	1 gn (f = 8.4...150 Hz) DIN rail 3.5 mm (f = 5...8.4 Hz) DIN rail


The information provided in this documentation contains general descriptions and/or technical characteristics of the products of the company. This information is not intended as a substitute for and is not to be used for determining suitability or reliability of these products for specific user applications. It is the duty of any such user or integrator to perform the appropriate and complete risk analysis, evaluation and testing of the products with respect to the relevant specific application or use thereof. Neither Schneider Electric Industries SAS nor any of its affiliates or subsidiaries shall be responsible or liable for misuse of the information contained herein.

Shock resistance	15 gn 11 ms
Electromagnetic compatibility	<p>Conducted and radiated emissions conforming to CISPR 11</p> <p>Conducted RF disturbances conforming to EN/IEC 61000-4-6</p> <p>Electrostatic discharge immunity test (4 kV - on contact) conforming to EN/IEC 61000-4-2</p> <p>Electrostatic discharge immunity test (8 kV - in air) conforming to EN/IEC 61000-4-2</p> <p>Susceptibility to electromagnetic fields (1 V/m - 2...2.7 GHz) conforming to EN/IEC 61000-4-3</p> <p>Susceptibility to electromagnetic fields (10 V/m - 80...2000 MHz) conforming to EN/IEC 61000-4-3</p> <p>Electrical fast transient/burst immunity test (1 kV - I/O) conforming to EN/IEC 61000-4-4</p> <p>Electrical fast transient/burst immunity test (1 kV - shielded cable) conforming to EN/IEC 61000-4-4</p> <p>Electrical fast transient/burst immunity test (2 kV - power lines) conforming to EN/IEC 61000-4-4</p> <p>1.2/50 µs shock waves immunity test (0.5 kV - differential mode) conforming to EN/IEC 61000-4-5</p> <p>1.2/50 µs shock waves immunity test (1 kV - common mode) conforming to EN/IEC 61000-4-5</p>

Ordering and shipping details

Category	22532 - M258 PLC
Discount Schedule	PC12
GTIN	00785901927662
Nbr. of units in pkg.	1
Package weight(Lbs)	5.000000000000003E-2
Returnability	Y
Country of origin	AT

Offer Sustainability

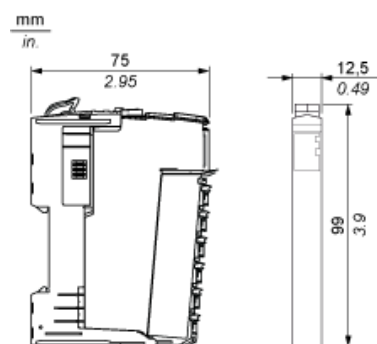
Sustainable offer status	Green Premium product
RoHS (date code: YYWW)	Compliant - since 1039 - Schneider Electric declaration of conformity  Schneider Electric declaration of conformity
REACH	Reference not containing SVHC above the threshold
Product environmental profile	Available
Product end of life instructions	Available
California proposition 65	WARNING: This product can expose you to chemicals including:
- - - - - Substance 1	Lead and lead compounds, which is known to the State of California to cause cancer and birth defects or other reproductive harm.
- - - - - More information	For more information go to www.p65warnings.ca.gov

Contractual warranty

Warranty period	18 months
-----------------	-----------

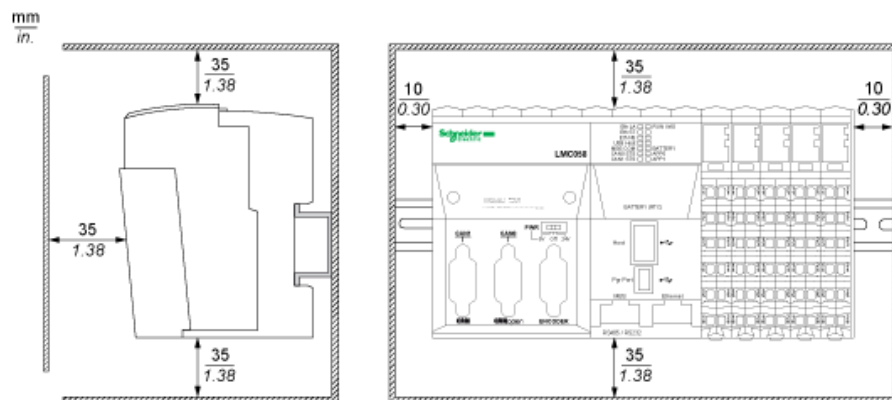
TM5 Slice

Dimensions

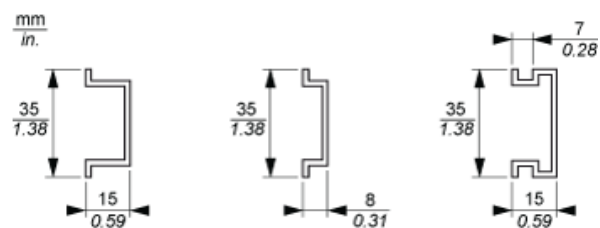


TM5 System

Spacing Requirements








Mounting on a DIN Rail



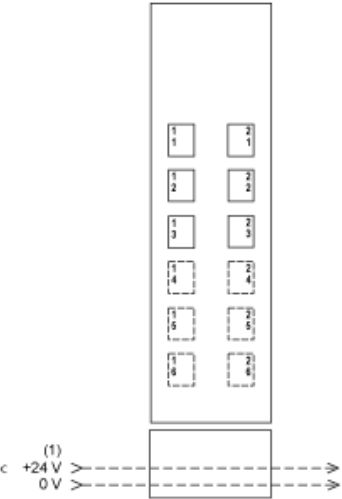
TM5 System Wiring Recommendations

Wire Sizes to Use with the Removable Spring Terminal Blocks

<div>mm in.</div> <div></div>				
mm ²	0,08...2,5	0,25...2,5	0,25...1,5	2 x 0,25...2 x 0,75
AWG	28...14	24...14	24...16	2 x 24...2 x 18

Dummy Module

Wiring Diagram



(1) 24 Vdc I/O power segment integrated into the bus bases

X-ON Electronics

Largest Supplier of Electrical and Electronic Components

Click to view similar products for [DIN Rail Terminal Blocks](#) category:

Click to view products by [Schneider](#) manufacturer:

Other Similar products are found below :

[00110420202](#) [8WA1011-1BH23](#) [8WA1011-1EF20](#) [91.010](#) [9102100000](#) [91.040](#) [9123140000](#) [9123140001](#) [RBO 5-T-B-HEX](#) [1333564](#) [DP25-GY-ND](#) [1431306](#) [1433306](#) [90.070](#) [91.020](#) [912314](#) [260-301_NR](#) [2757571](#) [280-331](#) [280-560](#) [280-564](#) [281-611/281-542](#) [281-673/281-411](#) [281-994](#) [283-317](#) [283-607](#) [2909798](#) [264-724](#) [264-726](#) [280-530](#) [280-555](#) [280-619](#) [281-610](#) [281-622/281-417](#) [284-317](#) [284-601](#) [2907033](#) [3048496](#) [5542152](#) [35956](#) [USK 10](#) [102510](#) [1025100000](#) [5520682](#) [5607102](#) [EMH 25-ZE30](#) [591620-2](#) [UM 45-SEFE M.NUT BK](#) [1-591651-1](#) [8671050000](#)