


Product data sheet

Specifications



Complete emergency stop push button, Harmony XB4, Explosive atmosphere, pull

XB4BT845GEX

Main

Range of product	Harmony XB4
Product or component type	Complete emergency stop push-button
Device short name	XB4
Bezel material	Chromium plated metal
Fixing collar material	Zamak
Mounting diameter	22 mm
Sale per indivisible quantity	1
Dust zone	Zone 21 - 22
Gas zone	Zone 1 - 2
Type of operator	trigger action and mechanical latching
Reset	Push-pull
Operator profile	Red mushroom Ø 40 mm
Contacts type and composition	1 NO + 1 NC

Complementary

Width	46.2 mm
Height	30 mm
Depth	96.5 mm
Net weight	0.142 kg
Device mounting	Fixing hole - diameter: 22.5 mm +/- 0.2 mm conforming to EN/IEC 60947-1
Fixing center	>= 30 x 40 mm (support panel) - thickness: 1...6 mm
Embedding depth	58 mm
Marking	II 2 GD Ex tb IIIC Db Ex db eb IIC Gb
Shape of signaling unit head	Round
Contact operation	Slow-break
Contacts usage	Standard
Positive opening	With conforming to EN/IEC 60947-5-1 appendix K
Mechanical durability	5000000 cycles

Connections - terminals	Screw clamp terminals, 2 x 1.5 mm ² with cable end conforming to EN/IEC 60947-1 Screw clamp terminals, 1 x 2.5 mm ² without cable end conforming to EN/IEC 60947-1
Tightening torque	0.8...1.2 N.m conforming to EN 60947-1
[I_{th}] conventional free air thermal current	10 A conforming to EN/IEC 60947-5-1
[U_i] rated insulation voltage	415 V
[I_e] rated operational current	1.9 A at 380 V, AC, A600 conforming to EN/IEC 60947-5-1 3 A at 240 V, AC, A600 conforming to EN/IEC 60947-5-1 6 A at 120 V, AC, A600 conforming to EN/IEC 60947-5-1 0.27 A at 250 V, DC, Q300 conforming to EN/IEC 60947-5-1 0.55 A at 125 V, DC, Q300 conforming to EN/IEC 60947-5-1 2.87 A at 24 V, DC, Q300 conforming to EN/IEC 60947-5-1

Environment

Protective treatment	TH
Ambient air temperature for storage	-40...70 °C
Ambient air temperature for operation	-20...65 °C
IP degree of protection	IP65 conforming to IEC 60529
Standards	EN/IEC 60079-0:2009 EN/IEC 60079-1:2009 EN/IEC 60079-7:2009 EN/IEC 60079-31:2009 UL 60079-0 UL 60079-1 UL 60079-31 ANSI/ISA 12.12.01 CSA C22.2 No 213
Product certifications	INERIS 04ATEX9004U

Packing Units

Unit Type of Package 1	PCE
Number of Units in Package 1	1
Package 1 Weight	146 g
Package 1 Height	9.6 cm
Package 1 width	3 cm
Package 1 Length	4.6 cm

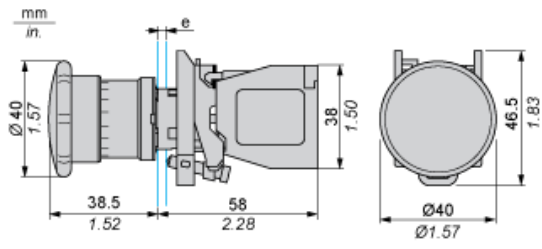
Offer Sustainability

Sustainable offer status	Green Premium product
REACH Regulation	REACH Declaration
REACH free of SVHC	Yes
EU RoHS Directive	Pro-active compliance (Product out of EU RoHS legal scope) EU RoHS Declaration
Toxic heavy metal free	Yes
Mercury free	Yes
RoHS exemption information	Yes
China RoHS Regulation	China RoHS declaration
Environmental Disclosure	Product Environmental Profile
Circularity Profile	End of Life Information
WEEE	The product must be disposed on European Union markets following specific waste collection and never end up in rubbish bins

California proposition 65

WARNING: This product can expose you to chemicals including: Di-isodecyl phthalate (DIDP), which is known to the State of California to cause birth defects or other reproductive harm. For more information go to www.P65Warnings.ca.gov

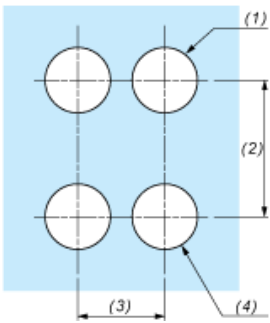
Dimensions



e : support thickness: 1 to 6 mm / 0.04 to 0.24 in.

Panel Cut-out for Pushbuttons, Switches and Pilot Lights (Finished Holes, Ready for Installation)

Connection by Screw Clamp Terminals



- (1) Diameter on finished panel or support
- (2) 40 mm min. / 1.57 in. min.
- (3) 30 mm min. / 1.18 in. min.
- (4) \varnothing 22.5 mm / 0.89 in. recommended (\varnothing 22.3 mm $_0^{+0.4}$ / 0.88 in. $_0^{+0.016}$)

X-ON Electronics

Largest Supplier of Electrical and Electronic Components

Click to view similar products for [Industrial Panel Mount Indicators / Switch Indicators](#) category:

Click to view products by [Schneider](#) manufacturer:

Other Similar products are found below :

[LW1A-P1-GD](#) [LW1A-P1-W](#) [01-931.3](#) [01-152.025](#) [73.362.4028.0](#) [750-1520](#) [9001OA120](#) [A0142N5](#) [A3DT-500Y](#) [AL6M-LK3-R](#) [AL6M-P7P-A](#) [AOLQW-2B0600](#) [AP1M255-A](#) [APD106LN-G](#) [APD106LN-S](#) [APN1126-G](#) [APS122DN-W](#) [ASLWLD-G](#) [ASLWLD-R](#) [ATN2100](#) [AYLW4L-A](#) [18-237.035](#) [18-945](#) [HW1A-L1-GD](#) [HW1A-P2-GL](#) [HW1X-BM411-R](#) [HW2A-L1-GL](#) [HW2A-P1-GD](#) [HWAZ1N-OB](#) [PA2100/2](#) [PA2200/1](#) [PA2SHIELD](#) [PAMR25](#) [LA3P-1C03V-Y](#) [96-923.5](#) [A0244J2](#) [LSPD-120A](#) [LSPD-1Y](#) [LSPD-6A](#) [LSPD-6DA](#) [LSPD-6DW](#) [LSPD-6DY](#) [LSPD-6R](#) [LSPD-6W](#) [18-946](#) [AL6H-LK3-A](#) [AL6H-P4-JW](#) [AL6M-LK1-MG](#) [AP8M155-G](#) [APD106LN-W](#)