

Main

Range of product	Magelis XBTGT
Product or component type	Advanced touchscreen panel
Display type	Backlit colour TFT LCD
Display colour	65536 colours
Display resolution	640 x 480 pixels VGA
Display size	7.5 inch
Software type	Configuration software
Software designation	Vijeo Designer
Operating system	Magelis
Processor name	CPU RISC
Processor frequency	266 MHz
Memory description	512 kB SRAM back up of data lithium battery 32 MB flash EPROM application memory
Integrated connection type	RJ45 COM2 serial link RS485 <= 187.5 kbit/s Siemens MPI (187.5 kbits/s) Male SUB-D 9 COM1 serial link RS232C/RS422/ RS485 <= 115.2 kbits/s Removable screw terminal block power supply RJ45 Ethernet TCP/IP 3 removable screw terminal block digital output Removable screw terminal block audio output Removable screw terminal block digital input USB type A master port (V1.1)
Resistance to electrostatic discharge	6 kV IEC 61000-4-2 level 3
Cut-out dimensions	204.5 (+ 1/- 0) x 159.5 (+ 1/- 0) mm

Complementary

Touch sensitive zone	1024 x 1024
Touch panel	Analogue
Backlight lifespan	54000 hours
Brightness	8 levels via touch panel
Contrast	8 levels via touch panel
Character font	Japanese (ANK, Kanji) Korean Chinese (simplified Chinese) ASCII (European characters) Taiwanese (traditional Chinese)
[Us] rated supply voltage	24 V DC
Supply	External source
Supply voltage limits	19.2...28.8 V
Inrush current	30 A
Power consumption in W	28 W
Local signalling	Normal operation or backlighting faulty 1 LED green or orange)
Number of pages	Limited by internal memory capacity

Downloadable protocols	Telemecanique Modicon FIPWAY Telemecanique Modicon Modbus Plus Telemecanique Modicon Modbus TCP Telemecanique Modicon Modbus Mitsubishi Melsec third party protocols Omron Sysmac third party protocols Rockwell Automation Allen-Bradley third party protocols Siemens Simatic third party protocols Telemecanique Modicon Uni-TE
Realtime clock	Built-in
Data storage equipment	1 Compact Flash card >= 1 GB
Use of slot	For 1 fieldbus communication card (Device Net, Profibus DP)
Port Ethernet	10BASE-T/100BASE-TX
Product mounting	Flush mounting
Fixing mode	By 4 screw clamps By 4 spring clips
Front material	Aluminium alloy
Enclosure material	PPT
Marking	CE
Width	8.46 in (215 mm)
Maximum Height	6.69 in (170 mm)
Depth	2.36 in (60 mm)
Net weight	3.97 lb(US) (1.8 kg)

Environment

Immunity to microbreaks	10 ms
Standards	FCC Class A UL 508 UL 1604 IEC 61000-6-2 EN 61131-2 CSA C22.2 No 14
Product certifications	UL Class 1 Division 2 T5 ATEX zone 2/22 CSA Class 1 Division 2 T4A CULus CSA Class 1 Division 2 T5 C-tick UL Class 1 Division 2 T4A
Ambient air temperature for operation	32...122 °F (0...50 °C)
Ambient air temperature for storage	-4...140 °F (-20...60 °C)
Relative humidity	10...90 % without condensation
Operating altitude	< 6561.68 ft (2000 m)
IP degree of protection	IP20 IEC 60529 rear panel) IP65 IEC 60529 front panel)
NEMA degree of protection	NEMA 4X front panel (indoor use)
Shock resistance	15 gn 11 ms IEC 60068-2-27
Vibration resistance	1 gn 9...150 Hz)IEC 60068-2-6 3.5 mm 5...9 Hz)IEC 60068-2-6
Resistance to electromagnetic fields	9.14 V/m (10 V/m) IEC 61000-4-3
Resistance to fast transients	2 kV IEC 61000-4-4 level 3

Ordering and shipping details

Category	22569-MAGELIS XBT-GT (AND XBT-G)
Discount Schedule	MC2
GTIN	00785901623069
Package weight(Lbs)	6.07 lb(US) (2.754 kg)
Returnability	No
Country of origin	CN

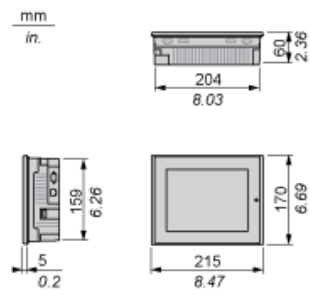
Packing Units

Package 1 Height	7.28 in (185.000 mm)
Package 1 width	10.63 in (270.000 mm)
Package 1 Length	12.01 in (305.000 mm)

Contractual warranty

Warranty	18 months
----------	-----------

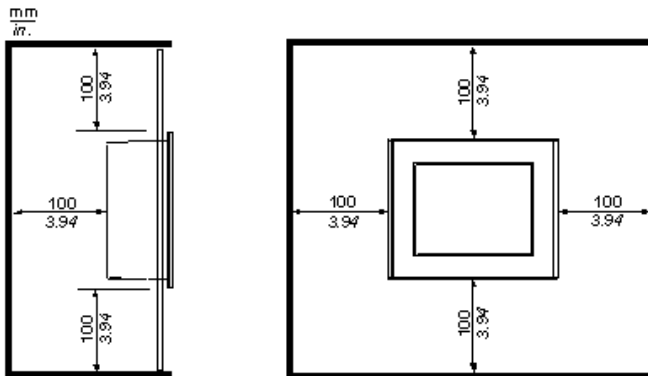
Dimensions



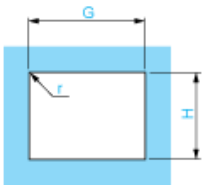
Clearance

Installation Requirements

For easier maintenance, operation and improved ventilation, be sure to install the unit at least 100 mm (3.94 in) away from adjacent structures and other equipment:



Panel Cut-out Dimensions



Dimensions in mm

Graphic Display Terminal	Cut-out for Flush Mounting			
	H (-/+ 0.1 mm)	G (-/+ 0.1 mm)	r	Panel Thickness
XBTGT1105 XBTGT1135 XBTGT1335	92.5	118	3 max.	1.6 ... 5
XBTGT2110 XBTGT2120 XBTGT2130 XBTGT2220 XBTGT2330	123.5	156	3 max.	1.6 ... 5
XBTGT4230 XBTGT4330 XBTGT4340	159.5	204.5	3 max.	1.6 ... 10
XBTGT5230 XBTGT6330 XBTGT6340	227.5	301.5	3 max.	1.6 ... 10
XBTGT5330 XBTGT5340	201	259	3 max.	1.6 ... 10
XBTGT7340	282.5	383.5	3 max.	1.6 ... 10

Dimensions in in.

Graphic Display Terminal	Cut-out for Flush Mounting			
	H (-/+0.004 in.)	G (-/+0.004 in.)	r	Panel Thickness
XBTGT1105 XBTGT1135 XBTGT1335	3.64	4.65	0.12 max.	0.06 ... 0.20
XBTGT2110 XBTGT2120 XBTGT2130 XBTGT2220 XBTGT2330	4.86	6.14	0.12 max.	0.06 ... 0.20
XBTGT4230 XBTGT4330 XBTGT4340	6.28	8.05	0.12 max.	0.06 ... 0.39
XBTGT5230 XBTGT6330 XBTGT6340	8.96	11.87	0.12 max.	0.06 ... 0.39
XBTGT5330 XBTGT5340	7.91	10.20	0.12 max.	0.06 ... 0.39
XBTGT7340	11.12	15.10	0.12 max.	0.06 ... 0.39

X-ON Electronics

Largest Supplier of Electrical and Electronic Components

Click to view similar products for [Display Modules](#) category:

Click to view products by [Schneider](#) manufacturer:

Other Similar products are found below :

[LCD-WVGA-7IN-1](#) [P6153-PR](#) [TDP0700T800480PCAP](#) [P6171DPR-DC-RS](#) [99-47-02033A](#) [P6171DPR-DC-U](#) [96LEDK-A215FH25NF5](#)
[IDK-1121WR-30FHA1E](#) [IDK-104R-32SVI1](#) [WF70GTIAGDNT0#](#) [G1619W02BBW01](#) [MIKROMEDIA 4 FOR STM32F4 CAPACITIVE FPI](#)
[MIKROMEDIA 3 FOR STM32F4 CAPACITIVE FPI](#) [PH320240T023-IHC09](#) [1148693](#) [1148689](#) [PIM537](#) [TN0216ANVNANN-GN00](#)
[TN0104ANVAANN-GN00](#) [TN0181ANVNANN-GN00](#) [12121000](#) [MIKROMEDIA FOR DSPIC33](#) [MIKROMEDIA FOR PIC24](#)
[MIKROMEDIA FOR PIC32](#) [MIKROMEDIA FOR STELLARIS M3](#) [MIKROMEDIA FOR XMEGA](#) [MIKROMEDIA HMI 3.5 RES](#)
[MIKROMEDIA HMI 5](#) [MIKROMEDIA PLUS FOR FT90X](#) [MIKROMEDIA PLUS FOR PIC32MX7 SHIELD](#) [MIKROMEDIA PROTO](#)
[SHIELD](#) [MIKROMEDIA 5 FOR TIVA](#) [MIKROMEDIA 5 FOR TIVA SHIELD](#) [MIKROMEDIA 7 FOR STM32F4](#) [MIKROMEDIA](#)
[CONNECT SHIELD](#) [MIKROMEDIA FOR ARM](#) [MIKROMEDIA FOR DSPIC33EP](#) [MIKROMEDIA FOR PSOC5LP](#) [MIKROMEDIA](#)
[GAMING SHIELD](#) [MIKROMEDIA HMI 4.3 UXB](#) [MIKROMEDIA HMI 5 RES](#) [MIKROMEDIA HMI 5 UXB](#) [MIKROMEDIA HMI 7](#)
[MIKROMEDIA HMI BREAKOUT BOARD](#) [MIKROMEDIA PLUS FOR PIC32MX7](#) [MIKROMEDIA PLUS FOR STM32](#)
[RVT28AEFNWN00](#) [RVT28UEFNWC01](#) [RVT28UEFNWC03](#) [RVT28UEFNWC05](#)