

XCC1406TR11K

incremental encoder Ø 40 - through shaft 6 mm
- 1024 points - push-pull

Product availability: Non-Stock - Not normally stocked in distribution facility



Main

Range of product	OsiSense XCC
Encoder type	Incremental encoder
Encoder name	XCC
Product specific application	-
Diameter	1.57 in (40 mm)
Shaft diameter	0.24 in (6 mm)
Shaft type	Through shaft
Resolution	1024 points
Output stage	Type K
Type of output stage	Driver push-pull
Electrical connection	Cable radial shielded
Cable length	6.56 ft (2 m)
Cable composition	8 x 0.14 mm ²
[Us] rated supply voltage	11...30 V DC
Enclosure material	Zamak Aluminium

Complementary

Shaft tolerance	H7
Cable outer diameter	0.24 in (6 mm)
Residual ripple	500 mV
Maximum revolution speed	9000 rpm
Shaft moment of inertia	0 lb.in ² (5 g.cm ²)
Torque value	0.02 lbf.in (0.0025 N.m)
Maximum load	1 daN axial 2 daN radial
Output frequency	100 kHz
Number of channels	3
Current consumption	0...75 mA (no-load)
Protection type	Short-circuit protection Reverse polarity protection
Maximum output current	40 mA
Output level	Low level: 1.5 V maximum (20 mA) High level: V supply - 3 V minimum (20 mA)
Surge withstand	1 kV, level 2 conforming to IEC 61000-4-5
Base material	Zamak Aluminium
Shaft material	Aluminium Stainless steel
Type of ball bearings	688AZZ1
Product weight	0.89 lb(US) (0.405 kg)

The information provided in this documentation contains general descriptions and/or technical characteristics of the performance of the products contained herein. This documentation is not intended as a substitute for and is not to be used for determining suitability or reliability of these products for specific user applications. It is the duty of any such user or integrator to perform the appropriate and complete risk analysis, evaluation and testing of the products with respect to the relevant specific application or use thereof. Neither Schneider Electric Industries SAS nor any of its affiliates or subsidiaries shall be responsible or liable for misuse of the information contained herein.


Environment

Marking	CE
Ambient air temperature for operation	-4...176 °F (-20...80 °C)
Ambient air temperature for storage	-22...185 °F (-30...85 °C)
IP degree of protection	IP52 conforming to IEC 60529
Vibration resistance	10 gn (f = 10...500 Hz) conforming to IEC 60068-2-6
Shock resistance	30 gn 11 ms conforming to IEC 60068-2-27
Resistance to electrostatic discharge	4 kV (contact discharge) level 3 conforming to IEC 61000-4-2 8 kV (air discharge) level 3 conforming to IEC 61000-4-2
Resistance to electromagnetic fields	9.14 V/yd (10 V/m) level 3 conforming to IEC 61000-4-3
Resistance to fast transients	1 kV (signal ports) level 3 conforming to IEC 61000-4-4 2 kV (power ports) level 3 conforming to IEC 61000-4-4

Ordering and shipping details

Category	21581 - ENCODERS, XCC
Discount Schedule	DS2
GTIN	003389110939965
Nbr. of units in pkg.	1
Package weight(Lbs)	0.4899999999999999
Returnability	N
Country of origin	FR

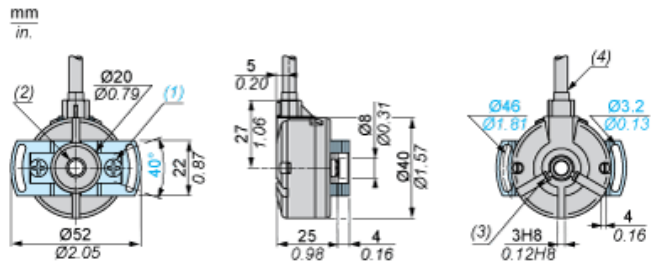
Offer Sustainability

RoHS (date code: YYWW)	Compliant - since 0701 - Schneider Electric declaration of conformity  Schneider Electric declaration of conformity
REACH	Reference not containing SVHC above the threshold
California proposition 65	WARNING: This product can expose you to chemicals including:
----- Substance 1	Diisononyl phthalate (DINP), which is known to the State of California to cause cancer, and
----- Substance 2	Diisodecyl phthalate (DIDP), which is known to the State of California to cause birth defects or other reproductive harm.
----- More information	For more information go to www.p65warnings.ca.gov

Contractual warranty

Warranty period	18 months
-----------------	-----------

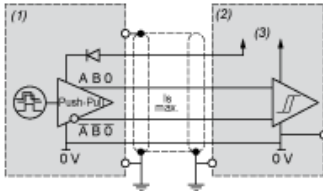
Dimensions



- (1) 2 M4 holes at 120° for cross-headed screws on 30 PCD, depth: 6 mm
- (2) Through shaft, $\varnothing 6$ (H7)
- (3) 2 M2 x 3 flat cross-headed locking screws
- (4) $\varnothing 6$ cable, length 2 m, minimum bend radius: 30 mm

Wiring Diagram

Type K Output Stage



- (1) Encoder
- (2) Processing
- (3) Supply 11 V/30 V

Wiring Diagram

Cable Connections

Wire colour	BN	RD	VT	BU	YE	OG	GN	BK
Signal Supply	A ⁻	+V	0	0 ⁻	B	B ⁻	A	0V

- BN = Brown
- RD = Red
- VT = Violet
- BU = Blue
- YE = Yellow
- OG = Orange
- GN = Green
- BK = Black

X-ON Electronics

Largest Supplier of Electrical and Electronic Components

Click to view similar products for [Schneider manufacturer](#):

Other Similar products are found below :

[ATV312H037M2](#) [LU9M1](#) [7D](#) [7S](#) [7XA1](#) [FNQR2](#) [8501RS44V24](#) [8501RSD14P14V51](#) [8501XO20V03Y414](#) [9001KR9RH13](#) [9001KXRK](#)
[9001SKR9P35RH25](#) [9001SKT35L31](#) [9003K2C003GA](#) [9007AA1](#) [9007BA1](#) [9007C54D](#) [9007C62A2](#) [9007CA11](#) [9007FA3](#) [9007HA4](#)
[9007HA6](#) [9007KA1](#) [9007KB11](#) [9007MS01S0206](#) [9012GAR4](#) [9012GAW2](#) [9012GBW1](#) [9012GDW5E3](#) [9012GFW1](#) [9012GNG1](#) [9012GNG3](#)
[9012GNG6](#) [9013FHG39J69](#) [9013FSG52J33M4](#) [9013GHG2J30](#) [9050JCK2F30V14](#) [GZ1E02](#) [ABL8MEM24003](#) [ABL8RPS24030](#)
[ATS01N206QN](#) [RSL1PRJU](#) [9001KA35](#) [9001KA3G](#) [9001KA4](#) [9001KR16H13](#) [9001KR1GH5](#) [9001KR1U](#) [9001KXSDC](#) [9007C52A2](#)