



Product availability: Non-Stock - Not normally stocked in distribution facility



Main

Range of product	OsiSense XC
Series name	Special format
Product or component type	Microswitch
Device short name	XEP4
Detector design	Subminiature, DIN 41635 B format, sealed
Head type	Plunger head
Lever material	Stainless steel
Lever fixing position	A
Movement of operating head	Linear
Type of operator	Flat lever
Type of approach	Lateral approach
Electrical connection	Pre-cabled
Cable length	1.64 ft (0.5 m)
Cable composition	3 x 0.5 mm ²
Contacts type and composition	1 C/O standard
Contact operation	Snap action
Contacts material	AgCdO

Complementary

Body material	Polyester
Maximum force for tripping	0.63 N lever fixing position in A 1.25 N lever fixing position in B
Minimum release force	0.2 N lever fixing position in A 0.4 N lever fixing position in B
Maximum permissible end of travel force	5 N lever fixing position in B 2.5 N lever fixing position in A
Tripping point	0.42 in (10.7 mm) lever fixing position in A 0.38 in (9.6 mm) lever fixing position in B
Maximum differential travel	0.01 in (0.26 mm) lever fixing position in B 0.02 in (0.52 mm) lever fixing position in A
Minimum over travel	0.05 in (1.2 mm) lever fixing position in B 0.09 in (2.4 mm) lever fixing position in A
Inter contact distance	0.02 in (0.4 mm)
Contact code designation	B300; AC-15(Ue = 240 V, Ie = 1.5 A) conforming to EN/IEC 60947-5-1 appendix A R300; DC-13(Ue = 250 V, Ie = 0.1 A) conforming to EN/IEC 60947-5-1 appendix A
[Ith] conventional free air thermal current	7.5 A at 250 V 50/60 Hz
Mechanical durability	2000000 cycles
Width	0.28 in (7 mm)
Height	0.59 in (15 mm)
Depth	0.79 in (20 mm)
Product weight	0.52 oz (14.8 g)
Terminals description ISO n°1	(1-2-4)OC

The information provided in this documentation contains general descriptions and/or technical characteristics of the performance of the products contained herein. This documentation is not intended as a substitute for and is not to be used for determining suitability or reliability of these products for specific user applications. It is the duty of any such user or integrator to perform the appropriate and complete risk analysis, evaluation and testing of the products with respect to the relevant specific application or use thereof. Neither Schneider Electric Industries SAS nor any of its affiliates or subsidiaries shall be responsible or liable for misuse of the information contained herein.

Environment

IP degree of protection	IP67
Ambient air temperature for operation	-40...221 °F (-40...105 °C)
Marking	CE
Standards	EN 60947-5-1 UL 1054 CURus EN 61058 IEC 60947-5-1

Ordering and shipping details

Category	22449 - LIMIT SWITCHES,ACCESSORIES
Discount Schedule	T
GTIN	003389110300277
Nbr. of units in pkg.	5
Package weight(Lbs)	4.0000000000000001E-2
Returnability	N
Country of origin	MA

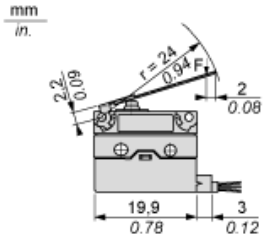
Offer Sustainability

Sustainable offer status	Green Premium product
RoHS (date code: YYWW)	Compliant - since 0544 - Schneider Electric declaration of conformity Schneider Electric declaration of conformity
REACH	Reference not containing SVHC above the threshold
Product end of life instructions	Need no specific recycling operations
California proposition 65	WARNING: This product can expose you to chemicals including:
----- Substance 1	Diisononyl phthalate (DINP), which is known to the State of California to cause cancer, and
----- Substance 2	Di-isodecyl phthalate (DIDP), which is known to the State of California to cause birth defects or other reproductive harm.
----- More information	For more information go to www.p65warnings.ca.gov

Contractual warranty

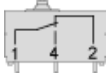
Warranty period	18 months
-----------------	-----------

Dimensions



Wiring Diagram

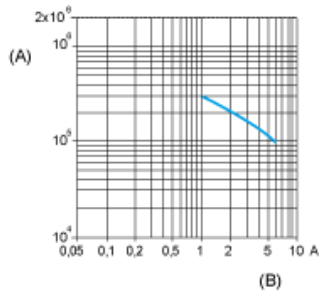
Single-pole CO Snap Action



- 1 : Black
- 2 : Grey
- 4 : Blue

Operating Curves

250 V AC : Resistive circuit



- (A) Number of cycles
- (B) Current

X-ON Electronics

Largest Supplier of Electrical and Electronic Components

Click to view similar products for [Limit Switches](#) category:

Click to view products by [Schneider](#) manufacturer:

Other Similar products are found below :

[5ML1-E1](#) [5ML31](#) [LZG1](#) [LZL1-6C](#) [622EN114-R](#) [622EN18-6](#) [622EN224-6B](#) [622EN230](#) [622EN237-R](#) [622EN69-3](#) [622EN85-RB](#) [MA-10019](#)
[6PA109](#) [7LS51](#) [83547001](#) [83725002](#) [83830001](#) [83840701](#) [83841001](#) [83881140](#) [8AS42](#) [8LS10](#) [8LS125-4PG](#) [8LS152-4PGN20](#) [914CE16-](#)
[3A](#) [914CE3-3L1](#) [915PA10](#) [91MCE16-P2O](#) [924CE16-Y3](#) [924CE1-S6](#) [924CE1-T25A](#) [924CE1-T3](#) [924CE1-T9A](#) [924CE2-T9](#) [924CE31-Y20-](#)
[X5](#) [924CE31-Y3L1](#) [GL-10054](#) [GLAB26J2B](#) [GLDB03C-6](#) [GLDC05C](#) [GLZ324](#) [H3141CAKAA](#) [RDI-G-L5B](#) [DD-10000](#) [DT-2R3-A7](#)
[14CE16-3N28](#) [14CE18-N15](#) [151ML3-E1](#) [E3102BAAAA](#) [BFL1-AW1-S](#)